

# Wagin Race 1 Distance 2180m

Thursday, 17 April 2025


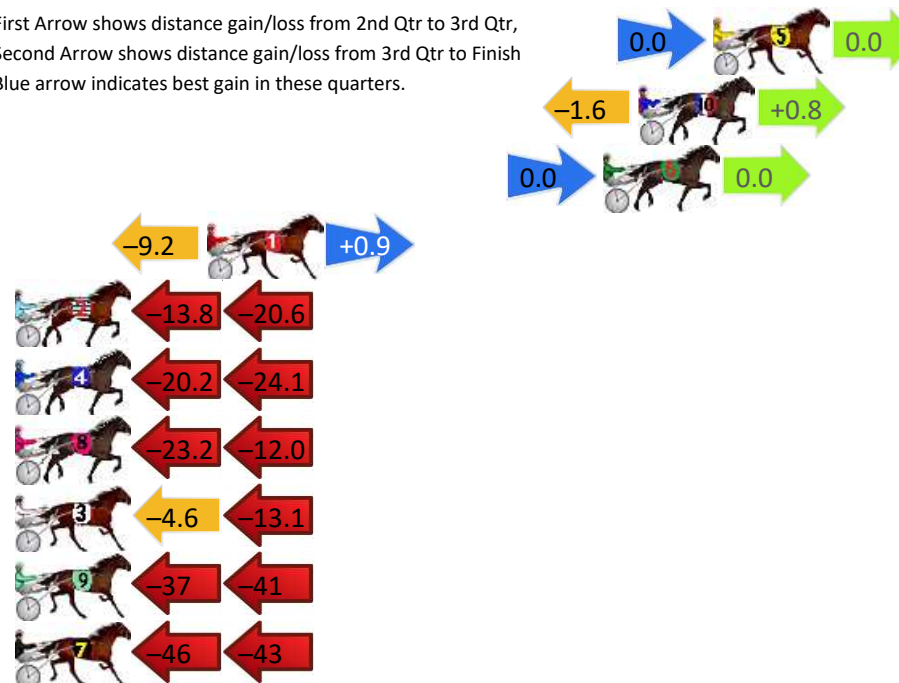
Gross Time: 2:44.30 MileRate: 2:01.30 LeadTime: 46.70s First Qtr: 30.30s Second Qtr: 29.70s Third Qtr: 28.30s Fourth Qtr: 29.30s

DATA TABLE: 800 / 400 Posi's are position from leader and (how wide the horse was at that position)

No	Horse	Plc	Mar	800 Posi	400 Posi	Time	3rd Qtr	4th Qt
5	Lou Lamour	1	0.0m	0.0m (0)	0.0m (0)	2:44.30	28.30s	29.30s
10	Wicked Hustler	2	3.0m	2.2m (1)	3.8m (1)	2:44.53	28.42s	29.24s
6	Into The Future	3	4.4m	4.4m (0)	4.4m (0)	2:44.64	28.30s	29.30s
1	Major Typhoon	4	20.3m	12.0m (0)	21.2m (0)	2:45.86	28.96s	29.23s
2	Little Miss Molly	5	56.0m	21.6m (1)	35.4m (1)	2:48.60	29.26s	30.80s
4	Shes All Go	6	61.7m	17.4m (0)	37.6m (0)	2:49.04	29.72s	31.06s
8	Hot Rod	7	62.0m	26.8m (1)	50.0m (1)	2:49.06	29.95s	30.17s
3	Up And Alive	8	62.7m	45.0m (0)	49.6m (0)	2:49.12	28.61s	30.25s
9	Pineapple	9	110.3m	33.6m (1)	70.0m (1)	2:52.78	30.86s	32.24s
7	Southern Rock	10	112.6m	24.4m (0)	70.0m (0)	2:52.95	31.51s	32.40s

## Finish Position and metres gained

First Arrow shows distance gain/loss from 2nd Qtr to 3rd Qtr,  
Second Arrow shows distance gain/loss from 3rd Qtr to Finish  
Blue arrow indicates best gain in these quarters.



# Wagin Race 2 Distance 2180m

Thursday, 17 April 2025

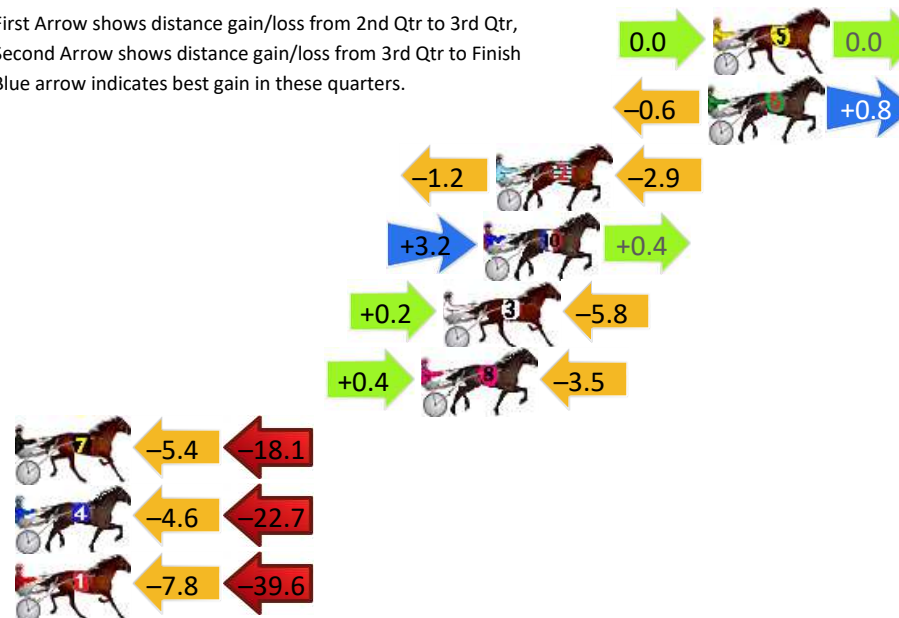
Gross Time: 2:47.90 MileRate: 2:03.90 LeadTime: 44.30s First Qtr: 32.60s Second Qtr: 32.40s Third Qtr: 29.30s Fourth Qtr: 29.30s

DATA TABLE: 800 / 400 Posi's are position from leader and (how wide the horse was at that position)

No	Horse	Plc	Mar	800 Posi	400 Posi	Time	3rd Qtr	4th Qt
5	Sub Mariner	1	0.0m	0.0m (0)	0.0m (0)	2:47.90	29.30s	29.30s
6	Dee Jays Big Boy	2	0.2m	0.4m (1)	1.0m (1)	2:47.92	29.34s	29.24s
2	Bonnie Pauline	3	8.7m	4.6m (1)	5.8m (2)	2:48.57	29.39s	29.51s
10	Our Musical Motion	4	9.2m	12.8m (1)	9.6m (0)	2:48.61	29.07s	29.27s
3	Eastern Advance	5	10.8m	5.2m (0)	5.0m (1)	2:48.73	29.29s	29.72s
8	The Thirsty Vet	6	11.7m	8.6m (1)	8.2m (3)	2:48.80	29.27s	29.55s
7	Anyloveisgoodlove	7	38.9m	15.4m (0)	20.8m (1)	2:50.89	29.69s	30.62s
4	Sweetest Thing	8	47.1m	19.8m (0)	24.4m (0)	2:51.52	29.64s	30.95s
1	Merlins Illusion	9	58.2m	10.8m (0)	18.6m (0)	2:52.37	29.87s	32.18s

## Finish Position and metres gained

First Arrow shows distance gain/loss from 2nd Qtr to 3rd Qtr,  
Second Arrow shows distance gain/loss from 3rd Qtr to Finish  
Blue arrow indicates best gain in these quarters.



800

Visual positions in race at 2nd Quarter



400

Visual positions in race at 3rd Quarter



Powered by



Harness Analyser

Sectional Analysis Software

Not just form | Free Trial

[www.facebook.com/PJHarnessRacing](http://www.facebook.com/PJHarnessRacing)



RISE Digital, Harness Racing Australia nor the provider accepts any responsibility for the completeness or accuracy of any of the information contained herein, and makes no representations about its suitability for any particular purpose. Users should make their own judgements about those matters and/or seek independent advice. You assume all risks associated with use of data provided on this page

# Wagin Race 3 Distance 2180m

Thursday, 17 April 2025



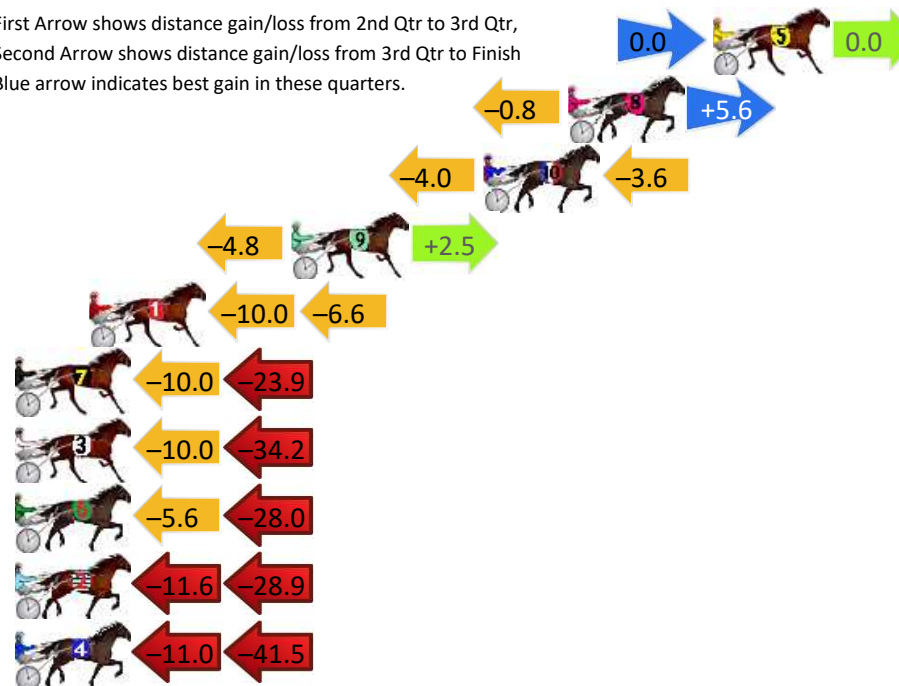
Gross Time: 2:45.60 MileRate: 2:02.30 LeadTime: 42.60s First Qtr: 32.50s Second Qtr: 31.80s Third Qtr: 29.20s Fourth Qtr: 29.50s

DATA TABLE: 800 / 400 Posi's are position from leader and (how wide the horse was at that position)

No	Horse	Plc	Mar	800 Posi	400 Posi	Time	3rd Qtr	4th Qt
5	Rona May	1	0.0m	0.0m (0)	0.0m (0)	2:45.60	29.20s	29.50s
8	Escapefromreality	2	5.8m	10.6m (2)	11.4m (1)	2:46.05	29.26s	29.09s
10	Minor Catastrophe	3	9.2m	1.6m (1)	5.6m (1)	2:46.31	29.49s	29.76s
9	Miss Knowall	4	16.9m	14.6m (1)	19.4m (2)	2:46.91	29.55s	29.32s
1	Heavenly Bliss	5	25.0m	8.4m (0)	18.4m (0)	2:47.53	29.93s	29.98s
7	Step It Up	6	46.3m	12.4m (0)	22.4m (0)	2:49.18	29.92s	31.25s
3	Feeling Empathy	7	48.6m	4.4m (0)	14.4m (0)	2:49.36	29.92s	32.01s
6	Blockjorg	8	50.2m	16.6m (2)	22.2m (3)	2:49.48	29.60s	31.55s
2	Love Devine	9	50.5m	10.0m (1)	21.6m (1)	2:49.51	30.04s	31.62s
4	Penthouse	10	58.5m	6.0m (1)	17.0m (1)	2:50.12	29.99s	32.54s

## Finish Position and metres gained

First Arrow shows distance gain/loss from 2nd Qtr to 3rd Qtr,  
Second Arrow shows distance gain/loss from 3rd Qtr to Finish  
Blue arrow indicates best gain in these quarters.



# Wagin Race 4 Distance 2180m

Thursday, 17 April 2025


Gross Time: 2:43.40 MileRate: 2:00.70 LeadTime: 41.00s First Qtr: 31.20s Second Qtr: 31.20s Third Qtr: 30.50s Fourth Qtr: 29.50s

DATA TABLE: 800 / 400 Posi's are position from leader and (how wide the horse was at that position)

No	Horse	Plc	Mar	800 Posi	400 Posi	Time	3rd Qtr	4th Qt
9	Classnsmart	1	0.0m	4.8m (2)	0.0m (1)	2:43.40	30.14s	29.50s
2	Gota Good Warhol	2	11.2m	4.8m (0)	5.4m (1)	2:44.27	30.55s	29.93s
8	Kolisi	3	18.2m	9.4m (2)	9.4m (3)	2:44.81	30.51s	30.15s
7	Isaidboo	4	18.8m	8.8m (0)	10.6m (1)	2:44.85	30.64s	30.10s
3	My Grand Angus	5	19.7m	8.2m (1)	8.0m (2)	2:44.92	30.50s	30.36s
10	Mister Kopa	6	20.3m	17.6m (0)	13.8m (2)	2:44.97	30.22s	29.98s
4	Allwoods Chevron	7	21.4m	13.4m (0)	15.2m (1)	2:45.06	30.64s	29.95s
6	Mega Mach	8	34.9m	0.0m (0)	2.6m (0)	2:46.10	30.73s	31.87s
5	Kopper Kote	9	152.2m	14.2m (1)	55.0m (0)	2:55.17	33.66s	36.63s

## Finish Position and metres gained

First Arrow shows distance gain/loss from 2nd Qtr to 3rd Qtr,  
Second Arrow shows distance gain/loss from 3rd Qtr to Finish  
Blue arrow indicates best gain in these quarters.



800



400

Visual positions in race at 2nd Quarter

Visual positions in race at 3rd Quarter



Powered by



Harness Analyser

Sectional Analysis Software

Not just form | Free Trial

[www.facebook.com/PJHarnessRacing](http://www.facebook.com/PJHarnessRacing)



RISE Digital, Harness Racing Australia nor the provider accepts any responsibility for the completeness or accuracy of any of the information contained herein, and makes no representations about its suitability for any particular purpose. Users should make their own judgements about those matters and/or seek independent advice. You assume all risks associated with use of data provided on this page



# Wagin Race 5 Distance 2590m

Thursday, 17 April 2025

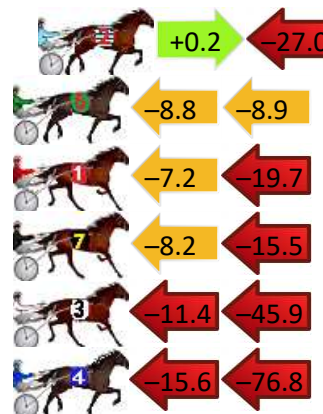
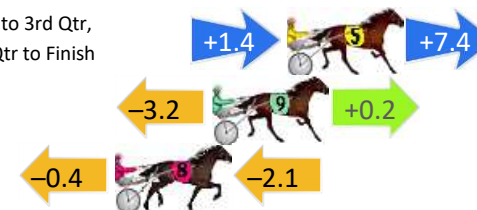
Gross Time: 3:15.10 MileRate: 2:01.20 LeadTime: 76.20s First Qtr: 31.20s Second Qtr: 29.30s Third Qtr: 29.40s Fourth Qtr: 29.00s

DATA TABLE: 800 / 400 Posi's are position from leader and (how wide the horse was at that position)

No	Horse	Plc	Mar	800 Posi	400 Posi	Time	3rd Qtr	4th Qt
5	Rox The World	1	0.0m	8.8m (1)	7.4m (3)	3:15.10	29.29s	28.47s
9	Cold Hard Cash	2	3.0m	0.0m (1)	3.2m (1)	3:15.33	29.63s	28.99s
8	Rellim	3	6.9m	4.4m (1)	4.8m (2)	3:15.63	29.43s	29.15s
2	Gold Horseshoe	4	27.0m	0.2m (0)	0.0m (0)	3:17.15	29.40s	30.95s
6	Majic Bay	5	30.9m	13.2m (1)	22.0m (1)	3:17.45	30.04s	29.64s
1	Highly Flammable	6	36.5m	9.6m (0)	16.8m (1)	3:17.88	29.93s	30.42s
7	Swagger Man	7	40.7m	17.0m (2)	25.2m (3)	3:18.20	30.00s	30.12s
3	Alfredi	8	68.7m	11.4m (2)	22.8m (2)	3:20.33	30.25s	32.31s
4	Hez Sam	9	97.8m	5.4m (0)	21.0m (0)	3:22.54	30.57s	34.54s

## Finish Position and metres gained

First Arrow shows distance gain/loss from 2nd Qtr to 3rd Qtr,  
Second Arrow shows distance gain/loss from 3rd Qtr to Finish  
Blue arrow indicates best gain in these quarters.



800

Visual positions in race at 2nd Quarter



400

Visual positions in race at 3rd Quarter



Powered by



Harness Analyser

Sectional Analysis Software

Not just form | Free Trial

[www.facebook.com/PJHarnessRacing](http://www.facebook.com/PJHarnessRacing)



RISE Digital, Harness Racing Australia nor the provider accepts any responsibility for the completeness or accuracy of any of the information contained herein, and makes no representations about its suitability for any particular purpose. Users should make their own judgements about those matters and/or seek independent advice. You assume all risks associated with use of data provided on this page

# Wagin Race 6 Distance 2180m

Thursday, 17 April 2025

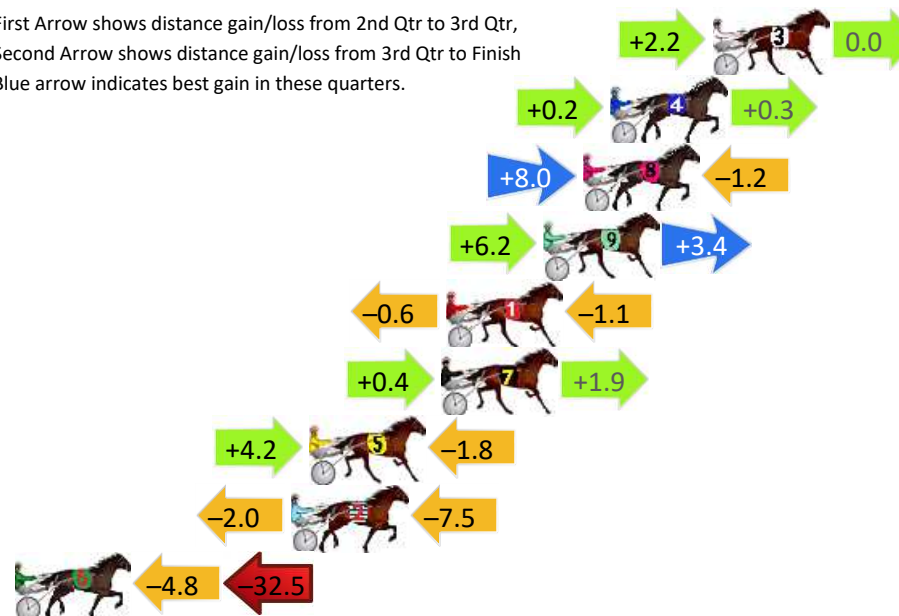
Gross Time: 2:43.60 MileRate: 2:00.80 LeadTime: 43.40s First Qtr: 30.40s Second Qtr: 30.40s Third Qtr: 29.70s Fourth Qtr: 29.70s

DATA TABLE: 800 / 400 Posi's are position from leader and (how wide the horse was at that position)

NoHorse	Plc	Mar	800 Posi	400 Posi	Time	3rd Qtr	4th Qt
3 Rockin The Trend	1	0.0m	2.2m (1)	0.0m (1)	2:43.60	29.54s	29.70s
4 Crowded Reactor	2	4.1m	4.6m (0)	4.4m (1)	2:43.92	29.69s	29.68s
8 Betterthan Secret	3	5.2m	12.0m (1)	4.0m (2)	2:44.00	29.11s	29.79s
9 Henwood Bay	4	6.8m	16.4m (1)	10.2m (3)	2:44.13	29.24s	29.45s
1 Sounds Like Fun	5	10.7m	9.0m (0)	9.6m (1)	2:44.43	29.74s	29.78s
7 Recover Lover	6	10.9m	13.2m (0)	12.8m (0)	2:44.45	29.67s	29.56s
5 Tempt The Stars	7	16.2m	18.6m (0)	14.4m (2)	2:44.86	29.39s	29.83s
2 Swanbourne Spunk	8	16.9m	7.4m (1)	9.4m (2)	2:44.92	29.85s	30.25s
6 Pocketful Of Opals	9	37.3m	0.0m (0)	4.8m (0)	2:46.50	30.05s	32.10s

## Finish Position and metres gained

First Arrow shows distance gain/loss from 2nd Qtr to 3rd Qtr,  
Second Arrow shows distance gain/loss from 3rd Qtr to Finish  
Blue arrow indicates best gain in these quarters.



800

Visual positions in race at 2nd Quarter



400

Visual positions in race at 3rd Quarter



Powered by



Harness Analyser

Sectional Analysis Software

Not just form | Free Trial

[www.facebook.com/PJHarnessRacing](http://www.facebook.com/PJHarnessRacing)



RISE Digital, Harness Racing Australia nor the provider accepts any responsibility for the completeness or accuracy of any of the information contained herein, and makes no representations about its suitability for any particular purpose. Users should make their own judgements about those matters and/or seek independent advice. You assume all risks associated with use of data provided on this page

# Wagin Race 7 Distance 1776m

Thursday, 17 April 2025

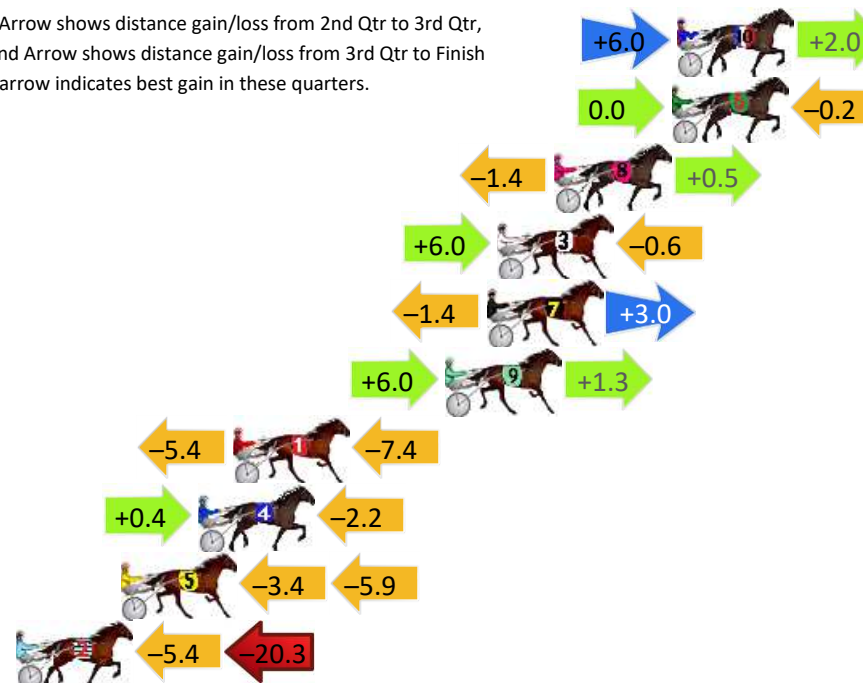
Gross Time: 2:17.40 MileRate: 2:04.50 LeadTime: 12.70s First Qtr: 33.00s Second Qtr: 32.40s Third Qtr: 30.50s Fourth Qtr: 28.80s

DATA TABLE: 800 / 400 Posi's are position from leader and (how wide the horse was at that position)

NoHorse	Plc	Mar	800 Posi	400 Posi	Time	3rd Qtr	4th Qt
10 Nevertellmetheodds	1	0.0m	8.0m (1)	2.0m (2)	2:17.40	30.05s	28.66s
6 Diamond Dance	2	0.2m	0.0m (1)	0.0m (0)	2:17.42	30.50s	28.81s
8 Tell Itin Heaven	3	4.9m	4.0m (1)	5.4m (1)	2:17.77	30.60s	28.76s
3 Daisy Jones	4	7.2m	12.6m (1)	6.6m (2)	2:17.94	30.06s	28.84s
7 The Whizzer	5	7.6m	9.2m (0)	10.6m (1)	2:17.97	30.60s	28.59s
9 Codename Elliot	6	9.3m	16.6m (1)	10.6m (2)	2:18.10	30.05s	28.71s
1 Lowlands Beach Boy	7	17.8m	5.0m (0)	10.4m (0)	2:18.75	30.91s	29.33s
4 Speed Force	8	19.2m	17.4m (0)	17.0m (2)	2:18.85	30.48s	28.96s
5 Just A Happy Man	9	22.3m	13.0m (0)	16.4m (1)	2:19.09	30.76s	29.22s
2 Lightshow	10	26.5m	0.8m (0)	6.2m (0)	2:19.40	30.94s	30.25s

## Finish Position and metres gained

First Arrow shows distance gain/loss from 2nd Qtr to 3rd Qtr,  
Second Arrow shows distance gain/loss from 3rd Qtr to Finish  
Blue arrow indicates best gain in these quarters.



800

Visual positions in race at 2nd Quarter



400

Visual positions in race at 3rd Quarter



Powered by



Harness Analyser

Sectional Analysis Software

Not just form | Free Trial

[www.facebook.com/PJHarnessRacing](http://www.facebook.com/PJHarnessRacing)



RISE Digital, Harness Racing Australia nor the provider accepts any responsibility for the completeness or accuracy of any of the information contained herein, and makes no representations about its suitability for any particular purpose. Users should make their own judgements about those matters and/or seek independent advice. You assume all risks associated with use of data provided on this page