

Gloucester Park Race 1 Distance 2130m

Friday, 11 April 2025


Gross Time: 2:34.00 MileRate: 1:56.30 LeadTime: 37.40s First Qtr: 30.30s Second Qtr: 29.40s Third Qtr: 28.20s Fourth Qtr: 28.70s

DATA TABLE: 800 / 400 Posi's are position from leader and (how wide the horse was at that position)

No	Horse	Plc	Mar	800 Posi	400 Posi	Time	3rd Qtr	4th Qt
8	Lion Queen	1	0.0m	13.4m (2)	7.4m (4)	2:34.00	27.79s	28.17s
9	Sweet Vivienne	2	3.3m	4.3m (1)	0.9m (1)	2:34.25	27.96s	28.89s
6	Acushla Machree	3	4.7m	0.0m (1)	0.0m (0)	2:34.35	28.20s	29.05s
5	Remarkable Rock	4	8.6m	12.3m (1)	11.6m (2)	2:34.65	28.16s	28.53s
4	Pushbutton Rock	5	11.5m	8.0m (1)	7.4m (1)	2:34.87	28.16s	29.05s
10	Minor Catastrophe	6	24.9m	4.9m (0)	6.8m (2)	2:35.88	28.34s	30.09s
3	Pocketful Of Opals	7	27.6m	9.1m (0)	10.4m (0)	2:36.08	28.30s	30.04s
2	Madam Maggie	8	30.2m	0.3m (0)	4.5m (0)	2:36.28	28.50s	30.66s
7	World Secret	9	33.4m	7.7m (2)	7.1m (3)	2:36.52	28.16s	30.71s

Finish Position and metres gained

First Arrow shows distance gain/loss from 2nd Qtr to 3rd Qtr,
Second Arrow shows distance gain/loss from 3rd Qtr to Finish
Blue arrow indicates best gain in these quarters.



800

Visual positions in race at 2nd Quarter



400

Visual positions in race at 3rd Quarter



Powered by
PJ

Harness Analyser

Sectional Analysis Software
Not just form | Free Trial

www.facebook.com/PJHarnessRacing



RISE Digital, Harness Racing Australia nor the provider accepts any responsibility for the completeness or accuracy of any of the information contained herein, and makes no representations about its suitability for any particular purpose. Users should make their own judgements about those matters and/or seek independent advice. You assume all risks associated with use of data provided on this page

Gloucester Park Race 2 Distance 2130m

Friday, 11 April 2025


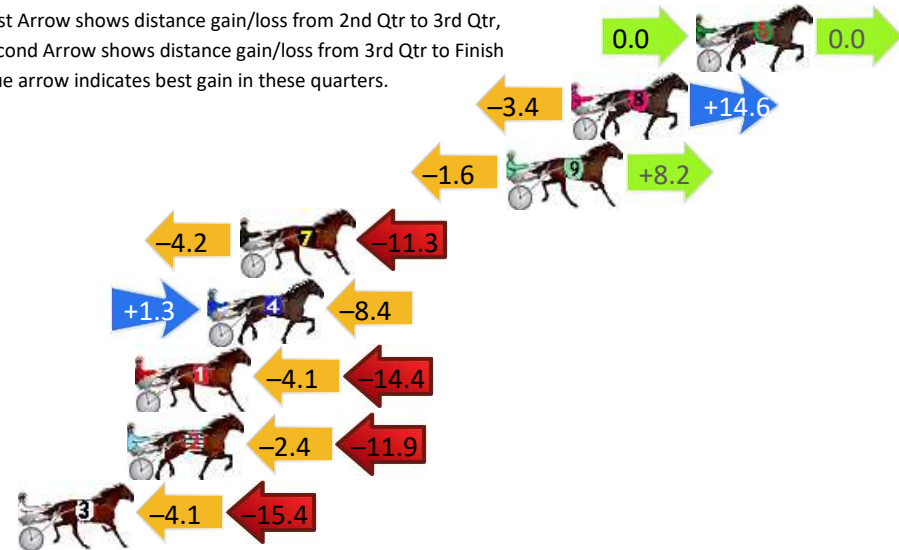
Gross Time: 2:32.80 MileRate: 1:55.50 LeadTime: 37.00s First Qtr: 29.20s Second Qtr: 28.90s Third Qtr: 28.40s Fourth Qtr: 29.30s

DATA TABLE: 800 / 400 Posi's are position from leader and (how wide the horse was at that position)

No	Horse	Plc	Mar	800 Posi	400 Posi	Time	3rd Qtr	4th Qt
6	Madam Publisher	1	0.0m	0.0m (0)	0.0m (0)	2:32.80	28.40s	29.30s
8	Thelittle Master	2	5.0m	16.2m (1)	19.6m (2)	2:33.18	28.66s	28.28s
9	Ideal Muscle	3	7.6m	14.2m (0)	15.8m (2)	2:33.38	28.53s	28.75s
7	Franco Encore	4	18.3m	2.8m (1)	7.0m (1)	2:34.21	28.70s	30.20s
4	Arionrock	5	19.6m	12.5m (1)	11.2m (3)	2:34.31	28.33s	30.00s
1	Franco Mecca	6	22.5m	4.0m (0)	8.1m (0)	2:34.53	28.70s	30.45s
2	Onesmartfella	7	22.8m	8.5m (0)	10.9m (1)	2:34.55	28.58s	30.27s
3	Winegum	8	27.2m	7.7m (1)	11.8m (2)	2:34.89	28.70s	30.55s

Finish Position and metres gained

First Arrow shows distance gain/loss from 2nd Qtr to 3rd Qtr,
Second Arrow shows distance gain/loss from 3rd Qtr to Finish
Blue arrow indicates best gain in these quarters.



800

Visual positions in race at 2nd Quarter



400

Visual positions in race at 3rd Quarter



Powered by



Harness Analyser

Sectional Analysis Software

Not just form | Free Trial

www.facebook.com/PJHarnessRacing



RISE Digital, Harness Racing Australia nor the provider accepts any responsibility for the completeness or accuracy of any of the information contained herein, and makes no representations about its suitability for any particular purpose. Users should make their own judgements about those matters and/or seek independent advice. You assume all risks associated with use of data provided on this page

Gloucester Park Race 3 Distance 2130m

Friday, 11 April 2025


Gross Time: 2:32.80 MileRate: 1:55.40 LeadTime: 34.60s First Qtr: 30.30s Second Qtr: 30.60s Third Qtr: 28.70s Fourth Qtr: 28.60s

DATA TABLE: 800 / 400 Posi's are position from leader and (how wide the horse was at that position)

NoHorse	Plc	Mar	800 Posi	400 Posi	Time	3rd Qtr	4th Qt
5 Vanderbilt	1	0.0m	0.0m (0)	0.0m (0)	2:32.80	28.70s	28.60s
10 Maungatahi	2	1.8m	4.2m (0)	4.8m (0)	2:32.94	28.74s	28.40s
2 Hes Never Been Beta	3	6.4m	4.8m (2)	0.6m (1)	2:33.28	28.40s	29.04s
6 Soho Santorini	4	6.9m	8.1m (0)	8.7m (0)	2:33.32	28.74s	28.50s
7 Sorridere	5	13.0m	8.7m (2)	5.4m (1)	2:33.78	28.46s	29.19s
9 Magnus Victor	6	19.0m	6.7m (1)	13.8m (1)	2:34.23	29.20s	29.04s
4 Henwood Bay	7	20.9m	14.0m (0)	14.1m (0)	2:34.37	28.70s	29.17s
3 Sugar Apple	8	27.0m	10.9m (1)	12.7m (2)	2:34.83	28.82s	29.72s
1 Blameitonthenight	9	69.5m	2.3m (1)	18.0m (1)	2:38.02	29.82s	32.54s

Finish Position and metres gained

First Arrow shows distance gain/loss from 2nd Qtr to 3rd Qtr,
Second Arrow shows distance gain/loss from 3rd Qtr to Finish
Blue arrow indicates best gain in these quarters.



Visual positions in race at 2nd Quarter



Visual positions in race at 3rd Quarter



Powered by



Harness Analyser

Sectional Analysis Software

Not just form | Free Trial

www.facebook.com/PJHarnessRacing



RISE Digital, Harness Racing Australia nor the provider accepts any responsibility for the completeness or accuracy of any of the information contained herein, and makes no representations about its suitability for any particular purpose. Users should make their own judgements about those matters and/or seek independent advice. You assume all risks associated with use of data provided on this page

Gloucester Park Race 4 Distance 2130m

Friday, 11 April 2025

Gross Time: 2:35.40 MileRate: 1:57.40 LeadTime: 38.20s First Qtr: 31.50s Second Qtr: 29.40s Third Qtr: 28.20s Fourth Qtr: 28.10s

DATA TABLE: 800 / 400 Posi's are position from leader and (how wide the horse was at that position)

NoHorse	Plc	Mar	800 Posi	400 Posi	Time	3rd Qtr	4th Qt
3 Ruby Lou	1	0.0m	0.0m (0)	0.0m (0)	2:35.40	28.20s	28.10s
1 Alfredi	2	5.1m	4.0m (0)	4.9m (0)	2:35.78	28.26s	28.14s
5 Adda Spoilt Major	3	5.8m	6.3m (1)	6.9m (1)	2:35.83	28.24s	28.05s
9 Greatgreat Boulder	4	7.8m	22.8m (1)	22.0m (1)	2:35.98	28.14s	27.13s
11 Major Freeway	5	9.3m	12.0m (0)	14.0m (0)	2:36.09	28.34s	27.81s
10 Acuto	6	10.5m	8.0m (0)	9.2m (0)	2:36.18	28.28s	28.24s
2 Dat Lovely	7	10.9m	10.6m (1)	12.3m (1)	2:36.21	28.32s	28.04s
12 Rakero Raider	8	11.5m	14.6m (1)	14.4m (2)	2:36.25	28.18s	27.95s
7 Kurious Boy	9	11.9m	2.0m (1)	2.9m (1)	2:36.28	28.26s	28.78s
4 Feeling Aces	10	15.0m	16.6m (0)	18.3m (0)	2:36.51	28.32s	27.93s
8 Castella Dellacqua	11	15.7m	18.6m (1)	17.8m (1)	2:36.56	28.14s	28.02s
6 Navy Street	12	16.4m	20.6m (0)	22.6m (0)	2:36.61	28.34s	27.73s

Finish Position and metres gained

First Arrow shows distance gain/loss from 2nd Qtr to 3rd Qtr,
Second Arrow shows distance gain/loss from 3rd Qtr to Finish
Blue arrow indicates best gain in these quarters.



800

Visual positions in race at 2nd Quarter



400

Visual positions in race at 3rd Quarter



Powered by



Harness Analyser

Sectional Analysis Software

Not just form | Free Trial

www.facebook.com/PJHarnessRacing



RISE Digital, Harness Racing Australia nor the provider accepts any responsibility for the completeness or accuracy of any of the information contained herein, and makes no representations about its suitability for any particular purpose. Users should make their own judgements about those matters and/or seek independent advice. You assume all risks associated with use of data provided on this page

Gloucester Park Race 5 Distance 2130m

Friday, 11 April 2025

Gross Time: 2:30.90

MileRate: 1:54.00

LeadTime: 35.90s

First Qtr: 30.40s

Second Qtr: 29.60s

Third Qtr: 27.80s


Fourth Qtr: 27.20s

DATA TABLE: 800 / 400 Posi's are position from leader and (how wide the horse was at that position)

NoHorse	Plc	Mar	800 Posi	400 Posi	Time	3rd Qtr	4th Qt
4 Mister Smartee	1	0.0m	0.0m (0)	0.0m (0)	2:30.90	27.80s	27.20s
1 Otis	2	6.5m	4.4m (0)	4.4m (0)	2:31.37	27.80s	27.37s
10 Tricky Miki	3	11.2m	8.4m (0)	8.2m (0)	2:31.70	27.78s	27.44s
12 Hoppys Way	4	11.5m	12.5m (0)	12.0m (0)	2:31.72	27.76s	27.20s
13 The Miki Taker	5	15.2m	16.8m (0)	16.4m (0)	2:31.99	27.76s	27.17s
9 Prince Of Pleasure	6	17.4m	21.1m (0)	20.5m (0)	2:32.15	27.74s	27.05s
7 Mighty Ronaldo	7	19.6m	17.4m (1)	13.5m (2)	2:32.30	27.52s	27.68s
11 Waverider	8	22.8m	13.3m (1)	17.9m (1)	2:32.53	28.10s	27.61s
2 Mighty Conqueror	9	25.8m	8.4m (1)	12.9m (1)	2:32.75	28.10s	28.17s
8 Tenzing Bromac	10	29.6m	12.7m (2)	9.4m (2)	2:33.02	27.56s	28.68s
3 Sanguie Reale	11	29.7m	4.4m (1)	7.9m (1)	2:33.03	28.04s	28.79s

Finish Position and metres gained

First Arrow shows distance gain/loss from 2nd Qtr to 3rd Qtr,
Second Arrow shows distance gain/loss from 3rd Qtr to Finish
Blue arrow indicates best gain in these quarters.



800

Visual positions in race at 2nd Quarter



400

Visual positions in race at 3rd Quarter



Powered by



Harness Analyser

Sectional Analysis Software

Not just form | Free Trial

www.facebook.com/PJHarnessRacing



RISE Digital, Harness Racing Australia nor the provider accepts any responsibility for the completeness or accuracy of any of the information contained herein, and makes no representations about its suitability for any particular purpose. Users should make their own judgements about those matters and/or seek independent advice. You assume all risks associated with use of data provided on this page

Gloucester Park Race 6 Distance 2130m

Friday, 11 April 2025

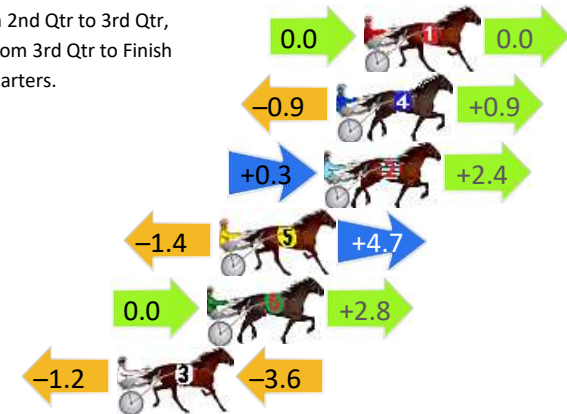
Gross Time: 2:34.80 MileRate: 1:57.00 LeadTime: 36.60s First Qtr: 31.00s Second Qtr: 30.30s Third Qtr: 28.40s Fourth Qtr: 28.50s

DATA TABLE: 800 / 400 Posi's are position from leader and (how wide the horse was at that position)

NoHorse	Plc	Mar	800 Posi	400 Posi	Time	3rd Qtr	4th Qt
1 Haveyoumetted	1	0.0m	0.0m (0)	0.0m (0)	2:34.80	28.40s	28.50s
4 Medieval Man	2	1.1m	1.1m (1)	2.0m (1)	2:34.88	28.46s	28.44s
2 Sound Wave	3	1.6m	4.3m (0)	4.0m (0)	2:34.92	28.38s	28.34s
5 Bettor Arcade	4	5.8m	9.1m (1)	10.5m (1)	2:35.23	28.50s	28.19s
6 Prince Of Pain	5	6.3m	9.1m (0)	9.1m (0)	2:35.27	28.40s	28.33s
3 Classic Choice	6	9.9m	5.1m (1)	6.3m (1)	2:35.54	28.48s	28.80s

Finish Position and metres gained

First Arrow shows distance gain/loss from 2nd Qtr to 3rd Qtr,
Second Arrow shows distance gain/loss from 3rd Qtr to Finish
Blue arrow indicates best gain in these quarters.



800

Visual positions in race at 2nd Quarter



400

Visual positions in race at 3rd Quarter



Powered by



Harness Analyser

Sectional Analysis Software

Not just form | Free Trial

www.facebook.com/PJHarnessRacing



RISE Digital, Harness Racing Australia nor the provider accepts any responsibility for the completeness or accuracy of any of the information contained herein, and makes no representations about its suitability for any particular purpose. Users should make their own judgements about those matters and/or seek independent advice. You assume all risks associated with use of data provided on this page

Gloucester Park Race 7 Distance 2130m

Friday, 11 April 2025



Gross Time: 2:32.30 MileRate: 1:55.10 LeadTime: 36.60s First Qtr: 30.40s Second Qtr: 28.80s Third Qtr: 28.00s Fourth Qtr: 28.50s

DATA TABLE: 800 / 400 Posi's are position from leader and (how wide the horse was at that position)

No	Horse	Plc	Mar	800 Posi	400 Posi	Time	3rd Qtr	4th Qt
5	Justcallmemiki	1	0.0m	0.3m (1)	0.9m (1)	2:32.30	28.04s	28.44s
2	Menemsha	2	2.4m	0.0m (0)	0.0m (0)	2:32.48	28.00s	28.68s
4	Montana D J	3	4.5m	4.3m (1)	4.9m (1)	2:32.64	28.04s	28.49s
3	Rock Me Over	4	5.6m	8.3m (1)	9.2m (1)	2:32.72	28.06s	28.28s
7	Ragazzo Mach	5	9.0m	13.5m (0)	15.1m (0)	2:32.97	28.12s	28.11s
10	Eldaytona	6	10.2m	9.2m (0)	10.5m (0)	2:33.06	28.10s	28.52s
1	Sugar Street	7	10.7m	4.0m (0)	4.9m (0)	2:33.10	28.06s	28.96s
9	Blitzembye	8	11.4m	17.5m (0)	19.4m (0)	2:33.15	28.14s	27.99s
6	Paul Edward	9	15.3m	12.1m (1)	12.9m (1)	2:33.45	28.06s	28.74s
8	Rolling Fire	10	32.1m	15.8m (1)	16.6m (1)	2:34.70	28.06s	29.74s

Finish Position and metres gained

First Arrow shows distance gain/loss from 2nd Qtr to 3rd Qtr,
Second Arrow shows distance gain/loss from 3rd Qtr to Finish
Blue arrow indicates best gain in these quarters.



800

Visual positions in race at 2nd Quarter



400

Visual positions in race at 3rd Quarter



Powered by



Harness Analyser

Sectional Analysis Software

Not just form | Free Trial

www.facebook.com/PJHarnessRacing



RISE Digital, Harness Racing Australia nor the provider accepts any responsibility for the completeness or accuracy of any of the information contained herein, and makes no representations about its suitability for any particular purpose. Users should make their own judgements about those matters and/or seek independent advice. You assume all risks associated with use of data provided on this page

Gloucester Park Race 8 Distance 2130m

Friday, 11 April 2025

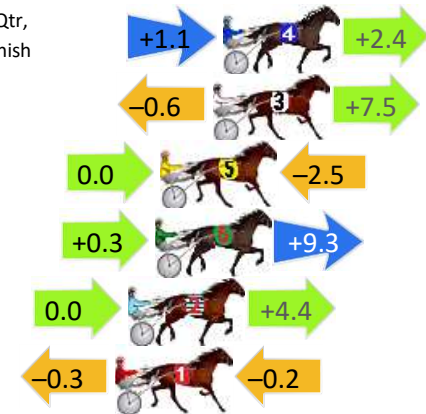
Gross Time: 2:35.20 MileRate: 1:57.20 LeadTime: 38.90s First Qtr: 31.60s Second Qtr: 29.60s Third Qtr: 27.50s Fourth Qtr: 27.60s

DATA TABLE: 800 / 400 Posi's are position from leader and (how wide the horse was at that position)


NoHorse	Plc	Mar	800 Posi	400 Posi	Time	3rd Qtr	4th Qt
4 Nullarbor Navajo	1	0.0m	3.5m (1)	2.4m (1)	2:35.20	27.42s	27.44s
3 Penny Black	2	0.4m	7.3m (1)	7.9m (1)	2:35.23	27.54s	27.09s
5 Water Lou	3	2.5m	0.0m (0)	0.0m (0)	2:35.38	27.50s	27.78s
6 Wonderful To Fly	4	2.7m	12.3m (0)	12.0m (0)	2:35.40	27.48s	26.98s
2 Little Darling	5	3.8m	8.2m (0)	8.2m (0)	2:35.48	27.50s	27.32s
1 Princess Katie	6	4.3m	3.8m (0)	4.1m (0)	2:35.51	27.52s	27.63s

Finish Position and metres gained

First Arrow shows distance gain/loss from 2nd Qtr to 3rd Qtr,
Second Arrow shows distance gain/loss from 3rd Qtr to Finish
Blue arrow indicates best gain in these quarters.



Visual positions in race at 2nd Quarter



Visual positions in race at 3rd Quarter



Gloucester Park Race 9 Distance 2130m

Friday, 11 April 2025

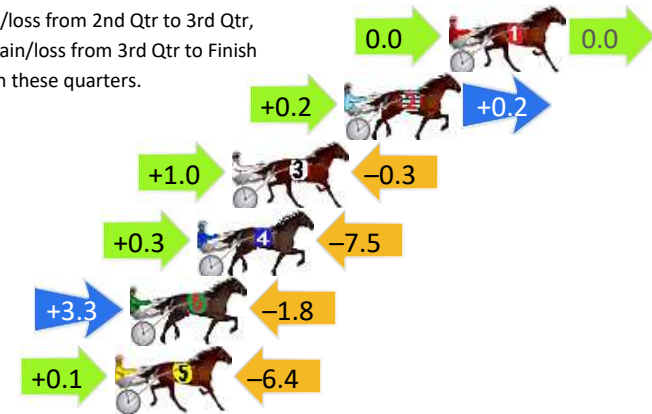
Gross Time: 2:35.40 MileRate: 1:57.40 LeadTime: 38.90s First Qtr: 31.10s Second Qtr: 29.80s Third Qtr: 28.20s Fourth Qtr: 27.40s

DATA TABLE: 800 / 400 Posi's are position from leader and (how wide the horse was at that position)

NoHorse	Plc	Mar	800 Posi	400 Posi	Time	3rd Qtr	4th Qt
1 Cyclone Jordy	1	0.0m	0.0m (0)	0.0m (0)	2:35.40	28.20s	27.40s
2 Belly Up	2	4.2m	4.6m (0)	4.4m (0)	2:35.70	28.18s	27.40s
3 Control The Room	3	8.7m	9.4m (0)	8.4m (0)	2:36.03	28.12s	27.45s
4 Captain Stirling	4	10.1m	2.9m (1)	2.6m (1)	2:36.13	28.18s	27.95s
6 Seaside Magic	5	12.8m	14.3m (0)	11.0m (1)	2:36.32	27.96s	27.56s
5 Charivari	6	13.4m	7.1m (1)	7.0m (1)	2:36.37	28.18s	27.88s

Finish Position and metres gained

First Arrow shows distance gain/loss from 2nd Qtr to 3rd Qtr,
Second Arrow shows distance gain/loss from 3rd Qtr to Finish
Blue arrow indicates best gain in these quarters.



800

Visual positions in race at 2nd Quarter



400

Visual positions in race at 3rd Quarter



Powered by
PJ

Harness Analyser

Sectional Analysis Software
Not just form | Free Trial

www.facebook.com/PJHarnessRacing



RISE Digital, Harness Racing Australia nor the provider accepts any responsibility for the completeness or accuracy of any of the information contained herein, and makes no representations about its suitability for any particular purpose. Users should make their own judgements about those matters and/or seek independent advice. You assume all risks associated with use of data provided on this page

Gloucester Park Race 10 Distance 2130m

Friday, 11 April 2025

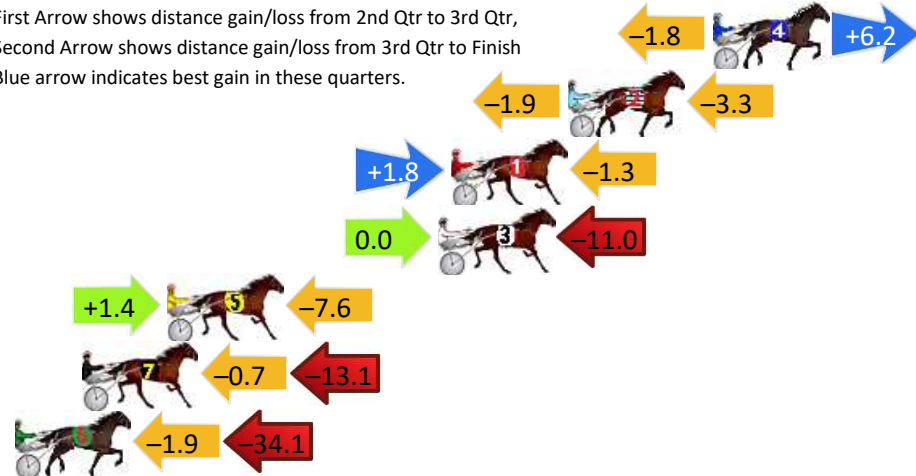
Gross Time: 2:39.60 MileRate: 2:00.60 LeadTime: 38.30s First Qtr: 32.30s Second Qtr: 29.30s Third Qtr: 29.70s Fourth Qtr: 30.00s

DATA TABLE: 800 / 400 Posi's are position from leader and (how wide the horse was at that position)

NoHorse	Plc	Mar	800 Posi	400 Posi	Time	3rd Qtr	4th Qt
4 Patched	1	0.0m	4.4m (0)	6.2m (1)	2:39.60	29.84s	29.54s
2 Chumani	2	5.8m	0.6m (1)	2.5m (1)	2:40.06	29.84s	30.27s
1 Dark Secret	3	10.5m	11.0m (0)	9.2m (0)	2:40.43	29.58s	30.15s
3 Luvaflair	4	11.0m	0.0m (0)	0.0m (0)	2:40.46	29.70s	30.86s
5 Sellune	5	21.9m	15.7m (0)	14.3m (0)	2:41.32	29.62s	30.66s
7 Aldebaran Sundown	6	25.3m	11.5m (1)	12.2m (1)	2:41.59	29.76s	31.09s
6 Line The Starzzz	7	40.4m	4.4m (1)	6.3m (2)	2:42.77	29.84s	32.71s

Finish Position and metres gained

First Arrow shows distance gain/loss from 2nd Qtr to 3rd Qtr,
Second Arrow shows distance gain/loss from 3rd Qtr to Finish
Blue arrow indicates best gain in these quarters.



800

Visual positions in race at 2nd Quarter



400

Visual positions in race at 3rd Quarter



Powered by



Harness Analyser

Sectional Analysis Software

Not just form | Free Trial

www.facebook.com/PJHarnessRacing



RISE Digital, Harness Racing Australia nor the provider accepts any responsibility for the completeness or accuracy of any of the information contained herein, and makes no representations about its suitability for any particular purpose. Users should make their own judgements about those matters and/or seek independent advice. You assume all risks associated with use of data provided on this page