

Gloucester Park Race 1 Distance 2130m

Tuesday, 8 April 2025


Gross Time: 2:34.90 MileRate: 1:57.00 LeadTime: 38.80s First Qtr: 31.90s Second Qtr: 28.90s Third Qtr: 27.40s Fourth Qtr: 27.90s

DATA TABLE: 800 / 400 Posi's are position from leader and (how wide the horse was at that position)

No	Horse	Plc	Mar	800 Posi	400 Posi	Time	3rd Qtr	4th Qt
7	Bettors Pride	1	0.0m	0.0m (0)	0.0m (0)	2:34.90	27.40s	27.90s
1	Rumble Strip	2	6.4m	2.1m (1)	3.2m (1)	2:35.37	27.48s	28.15s
2	Mysta Moon Walker	3	17.6m	5.3m (0)	9.6m (0)	2:36.19	27.70s	28.53s
8	Miss Uneek	4	22.9m	7.1m (1)	12.3m (1)	2:36.58	27.76s	28.74s
11	Miss Shahja	5	28.7m	11.5m (1)	17.8m (1)	2:37.01	27.84s	28.78s
10	This Time Jacko	6	35.6m	9.7m (0)	16.9m (0)	2:37.51	27.90s	29.35s
9	Galvinston John	7	36.5m	22.0m (0)	26.5m (1)	2:37.58	27.72s	28.76s
4	Riggers River	8	39.4m	17.3m (0)	22.1m (0)	2:37.79	27.74s	29.27s
3	Devils Courage	9	97.8m	17.6m (1)	64.6m (1)	2:42.07	30.64s	30.63s

Finish Position and metres gained

First Arrow shows distance gain/loss from 2nd Qtr to 3rd Qtr,
Second Arrow shows distance gain/loss from 3rd Qtr to Finish
Blue arrow indicates best gain in these quarters.



Visual positions in race at 2nd Quarter



Visual positions in race at 3rd Quarter



Powered by



Harness Analyser

Sectional Analysis Software

Not just form | Free Trial

www.facebook.com/PJHarnessRacing



RISE Digital, Harness Racing Australia nor the provider accepts any responsibility for the completeness or accuracy of any of the information contained herein, and makes no representations about its suitability for any particular purpose. Users should make their own judgements about those matters and/or seek independent advice. You assume all risks associated with use of data provided on this page

Gloucester Park Race 2 Distance 2130m

Tuesday, 8 April 2025


Gross Time: 2:36.30 MileRate: 1:58.10 LeadTime: 36.60s First Qtr: 31.70s Second Qtr: 29.60s Third Qtr: 28.90s Fourth Qtr: 29.50s

DATA TABLE: 800 / 400 Posi's are position from leader and (how wide the horse was at that position)

No	Horse	Plc	Mar	800 Posi	400 Posi	Time	3rd Qtr	4th Qt
6	My Little Big Man	1	0.0m	10.0m (1)	1.7m (2)	2:36.30	28.30s	29.38s
8	Keayang Jigsaw	2	0.4m	0.0m (0)	0.0m (0)	2:36.33	28.90s	29.53s
1	Master Leighton	3	0.9m	4.2m (0)	4.4m (0)	2:36.37	28.92s	29.25s
7	Lord Publisher	4	1.7m	18.1m (1)	12.7m (2)	2:36.43	28.52s	28.71s
2	Jiliby Jake	5	3.3m	8.9m (0)	8.8m (0)	2:36.56	28.90s	29.12s
9	American Cruise	6	5.4m	13.9m (1)	7.8m (2)	2:36.72	28.46s	29.35s
3	Doctor Steve	7	12.4m	17.8m (0)	17.9m (1)	2:37.26	28.92s	29.16s
4	Alwaysbfrank	8	14.7m	5.9m (1)	8.3m (1)	2:37.44	29.08s	30.03s
10	Rodger James	9	17.0m	13.1m (0)	14.1m (0)	2:37.61	28.98s	29.79s
5	Luke Attack	10	18.9m	0.8m (1)	3.6m (1)	2:37.76	29.10s	30.70s

Finish Position and metres gained

First Arrow shows distance gain/loss from 2nd Qtr to 3rd Qtr, Second Arrow shows distance gain/loss from 3rd Qtr to Finish
Blue arrow indicates best gain in these quarters.



800

Visual positions in race at 2nd Quarter



400

Visual positions in race at 3rd Quarter



Powered by



Harness Analyser

Sectional Analysis Software

Not just form | Free Trial

www.facebook.com/PJHarnessRacing



RISE Digital, Harness Racing Australia nor the provider accepts any responsibility for the completeness or accuracy of any of the information contained herein, and makes no representations about its suitability for any particular purpose. Users should make their own judgements about those matters and/or seek independent advice. You assume all risks associated with use of data provided on this page

Gloucester Park Race 3 Distance 2130m

Tuesday, 8 April 2025

Gross Time: 2:35.70

MileRate: 1:57.60

LeadTime: 38.10s

First Qtr: 30.10s

Second Qtr: 29.50s

Third Qtr: 29.00s


Fourth Qtr: 29.00s

DATA TABLE: 800 / 400 Posi's are position from leader and (how wide the horse was at that position)

No	Horse	Plc	Mar	800 Posi	400 Posi	Time	3rd Qtr	4th Qt
10	Beyond Bling	1	0.0m	3.9m (0)	4.2m (0)	2:35.70	29.02s	28.70s
5	Barbados	2	3.0m	12.2m (0)	11.9m (0)	2:35.93	28.98s	28.37s
1	Valhalla Miss	3	9.1m	0.0m (0)	0.0m (0)	2:36.39	29.00s	29.69s
7	Rollindowntheriver	4	12.7m	14.7m (2)	1.2m (1)	2:36.67	28.02s	29.88s
11	Cry Havoc	5	13.4m	7.8m (0)	7.8m (0)	2:36.72	29.00s	29.46s
6	Haveyoumetted	6	18.6m	12.8m (1)	13.4m (3)	2:37.12	29.05s	29.45s
8	Major Overs	7	24.0m	8.6m (1)	10.6m (1)	2:37.53	29.14s	30.06s
2	Chambray	8	28.3m	16.7m (1)	6.1m (1)	2:37.85	28.24s	30.71s
3	Gee Smith	9	28.3m	20.8m (1)	18.3m (3)	2:37.85	28.82s	29.83s
9	Rodasi	10	40.4m	4.2m (1)	10.1m (2)	2:38.77	29.42s	31.35s

Finish Position and metres gained

First Arrow shows distance gain/loss from 2nd Qtr to 3rd Qtr,
Second Arrow shows distance gain/loss from 3rd Qtr to Finish
Blue arrow indicates best gain in these quarters.



800

Visual positions in race at 2nd Quarter



400

Visual positions in race at 3rd Quarter



Powered by



Harness Analyser

Sectional Analysis Software

Not just form | Free Trial

www.facebook.com/PJHarnessRacing



RISE Digital, Harness Racing Australia nor the provider accepts any responsibility for the completeness or accuracy of any of the information contained herein, and makes no representations about its suitability for any particular purpose. Users should make their own judgements about those matters and/or seek independent advice. You assume all risks associated with use of data provided on this page

Gloucester Park Race 4 Distance 2130m

Tuesday, 8 April 2025

Gross Time: 2:39.70

MileRate: 2:00.70

LeadTime: 40.30s

First Qtr: 31.50s

Second Qtr: 31.10s

Third Qtr: 28.40s


Fourth Qtr: 28.40s

DATA TABLE: 800 / 400 Posi's are position from leader and (how wide the horse was at that position)

No	Horse	Plc	Mar	800 Posi	400 Posi	Time	3rd Qtr	4th Qt
11	Marbeechsam	1	0.0m	3.7m (2)	0.6m (2)	2:39.70	28.18s	28.36s
7	Sidstrepo	2	8.4m	7.7m (2)	4.9m (2)	2:40.33	28.20s	28.68s
4	I See Fire	3	9.0m	0.0m (1)	0.6m (1)	2:40.37	28.44s	29.03s
5	Low Flyin	4	10.9m	9.4m (1)	10.2m (1)	2:40.51	28.46s	28.49s
2	Sonic Seelster	5	11.7m	0.0m (0)	0.0m (0)	2:40.57	28.40s	29.27s
1	Strike Master	6	12.8m	4.5m (0)	4.0m (0)	2:40.65	28.36s	29.07s
12	Sundancer Rainbow	7	13.2m	12.8m (0)	12.5m (0)	2:40.68	28.38s	28.50s
10	Little Bitof Fun	8	13.6m	8.5m (0)	8.2m (0)	2:40.71	28.38s	28.83s
6	Follow Therockstar	9	17.7m	17.0m (0)	18.1m (0)	2:41.02	28.48s	28.44s
9	Pacific Eagle	10	18.5m	21.0m (1)	19.6m (1)	2:41.08	28.30s	28.40s
8	Lukes Mistake	11	21.1m	13.9m (1)	15.3m (1)	2:41.27	28.50s	28.89s
3	Fireball Friday	12	21.6m	4.3m (1)	5.4m (1)	2:41.31	28.48s	29.63s

Finish Position and metres gained

First Arrow shows distance gain/loss from 2nd Qtr to 3rd Qtr,
Second Arrow shows distance gain/loss from 3rd Qtr to Finish
Blue arrow indicates best gain in these quarters.



800

Visual positions in race at 2nd Quarter



400

Visual positions in race at 3rd Quarter



Powered by



Harness Analyser

Sectional Analysis Software

Not just form | Free Trial

www.facebook.com/PJHarnessRacing



RISE Digital, Harness Racing Australia nor the provider accepts any responsibility for the completeness or accuracy of any of the information contained herein, and makes no representations about its suitability for any particular purpose. Users should make their own judgements about those matters and/or seek independent advice. You assume all risks associated with use of data provided on this page

Gloucester Park Race 5 Distance 2130m

Tuesday, 8 April 2025

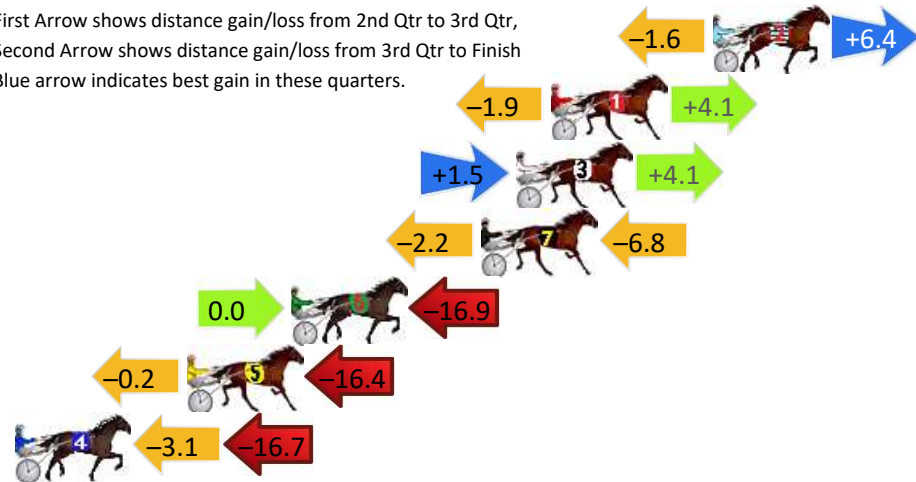
Gross Time: 2:38.40 MileRate: 1:59.70 LeadTime: 37.90s First Qtr: 31.30s Second Qtr: 31.40s Third Qtr: 28.70s Fourth Qtr: 29.10s

DATA TABLE: 800 / 400 Posi's are position from leader and (how wide the horse was at that position)

NoHorse	Plc	Mar	800 Posi	400 Posi	Time	3rd Qtr	4th Qt
2 Our Rich Cargo	1	0.0m	4.8m (1)	6.4m (1)	2:38.40	28.82s	28.64s
1 Spirited Whitby	2	6.5m	8.7m (0)	10.6m (1)	2:38.90	28.84s	28.83s
3 Little Miss Molly	3	7.9m	13.5m (0)	12.0m (0)	2:39.00	28.60s	28.84s
7 Ultimate Event	4	9.3m	0.3m (1)	2.5m (1)	2:39.11	28.86s	29.63s
6 American Typhoon	5	16.9m	0.0m (0)	0.0m (0)	2:39.69	28.70s	30.39s
5 Icanplay	6	21.1m	4.5m (0)	4.7m (0)	2:40.01	28.72s	30.37s
4 Repossession	7	28.5m	8.7m (1)	11.8m (2)	2:40.58	28.92s	30.43s

Finish Position and metres gained

First Arrow shows distance gain/loss from 2nd Qtr to 3rd Qtr,
Second Arrow shows distance gain/loss from 3rd Qtr to Finish
Blue arrow indicates best gain in these quarters.



800

Visual positions in race at 2nd Quarter



400

Visual positions in race at 3rd Quarter



Powered by



Harness Analyser

Sectional Analysis Software

Not just form | Free Trial

www.facebook.com/PJHarnessRacing



RISE Digital, Harness Racing Australia nor the provider accepts any responsibility for the completeness or accuracy of any of the information contained herein, and makes no representations about its suitability for any particular purpose. Users should make their own judgements about those matters and/or seek independent advice. You assume all risks associated with use of data provided on this page

Gloucester Park Race 6 Distance 2130m

Tuesday, 8 April 2025

Gross Time: 2:42.40

MileRate: 2:02.70

LeadTime: 39.30s

First Qtr: 32.50s

Second Qtr: 30.30s

Third Qtr: 29.80s

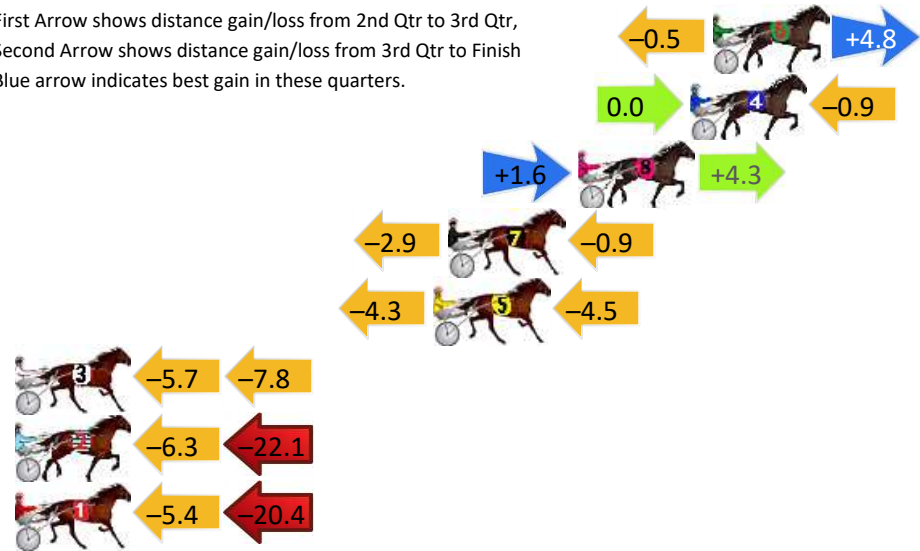
Fourth Qtr: 30.50s

DATA TABLE: 800 / 400 Posi's are position from leader and (how wide the horse was at that position)

No	Horse	Plc	Mar	800 Posi	400 Posi	Time	3rd Qtr	4th Qt
6	Majestic Marion	1	0.0m	4.3m (0)	4.8m (0)	2:42.40	29.84s	30.14s
4	Mriya Dream	2	0.9m	0.0m (0)	0.0m (0)	2:42.47	29.80s	30.57s
8	Peachee	3	5.4m	11.3m (1)	9.7m (3)	2:42.83	29.69s	30.21s
7	Sellune	4	10.6m	6.8m (1)	9.7m (2)	2:43.25	30.02s	30.62s
5	Elish Star	5	11.2m	2.4m (1)	6.7m (1)	2:43.29	30.12s	30.89s
3	Tilthesunsets	6	28.6m	15.1m (0)	20.8m (1)	2:44.68	30.24s	31.22s
2	Lavradore	7	38.9m	10.5m (0)	16.8m (0)	2:45.51	30.28s	32.35s
1	The Honours	8	45.8m	20.0m (0)	25.4m (2)	2:46.06	30.22s	32.25s

Finish Position and metres gained

First Arrow shows distance gain/loss from 2nd Qtr to 3rd Qtr,
Second Arrow shows distance gain/loss from 3rd Qtr to Finish
Blue arrow indicates best gain in these quarters.



800

Visual positions in race at 2nd Quarter



400

Visual positions in race at 3rd Quarter



Powered by



Harness Analyser

Sectional Analysis Software

Not just form | Free Trial

www.facebook.com/PJHarnessRacing



RISE Digital, Harness Racing Australia nor the provider accepts any responsibility for the completeness or accuracy of any of the information contained herein, and makes no representations about its suitability for any particular purpose. Users should make their own judgements about those matters and/or seek independent advice. You assume all risks associated with use of data provided on this page

Gloucester Park Race 7 Distance 2130m

Tuesday, 8 April 2025


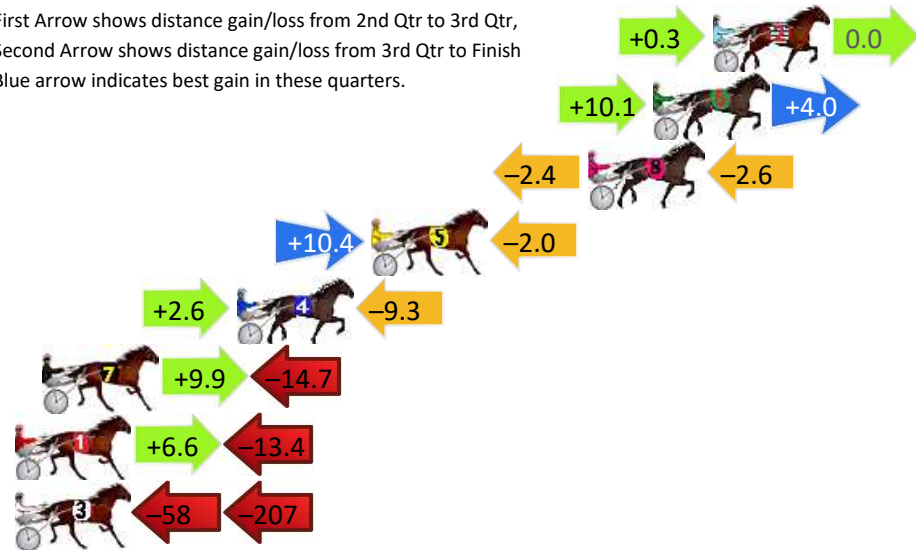
Gross Time: 2:39.80 MileRate: 2:00.80 LeadTime: 37.90s First Qtr: 31.70s Second Qtr: 29.20s Third Qtr: 30.20s Fourth Qtr: 30.80s

DATA TABLE: 800 / 400 Posi's are position from leader and (how wide the horse was at that position)

No	Horse	Plc	Mar	800 Posi	400 Posi	Time	3rd Qtr	4th Qt
2	Don Diablo	1	0.0m	0.3m (0)	0.0m (0)	2:39.80	30.18s	30.80s
6	Frankensteinsbride	2	2.4m	16.5m (0)	6.4m (1)	2:39.99	29.48s	30.51s
8	Wanderin Star	3	5.0m	0.0m (1)	2.4m (1)	2:40.20	30.38s	31.02s
5	Bartlett	4	13.7m	22.1m (1)	11.7m (2)	2:40.90	29.48s	31.02s
4	Delightable	5	19.1m	12.4m (0)	9.8m (0)	2:41.34	30.04s	31.60s
7	Kripke	6	26.9m	22.1m (0)	12.2m (1)	2:41.97	29.52s	32.05s
1	Welloiled	7	40.1m	33.3m (0)	26.7m (0)	2:43.03	29.80s	32.01s
3	Im Begging You	8	619.9m	355.1m (0)	413.1m (0)	3:29.74	35.74s	49.42s

Finish Position and metres gained

First Arrow shows distance gain/loss from 2nd Qtr to 3rd Qtr,
Second Arrow shows distance gain/loss from 3rd Qtr to Finish
Blue arrow indicates best gain in these quarters.



Powered by
PJ

Harness Analyser

Sectional Analysis Software
Not just form | Free Trial

www.facebook.com/PJHarnessRacing



RISE Digital, Harness Racing Australia nor the provider accepts any responsibility for the completeness or accuracy of any of the information contained herein, and makes no representations about its suitability for any particular purpose. Users should make their own judgements about those matters and/or seek independent advice. You assume all risks associated with use of data provided on this page

Gloucester Park Race 8 Distance 2130m

Tuesday, 8 April 2025

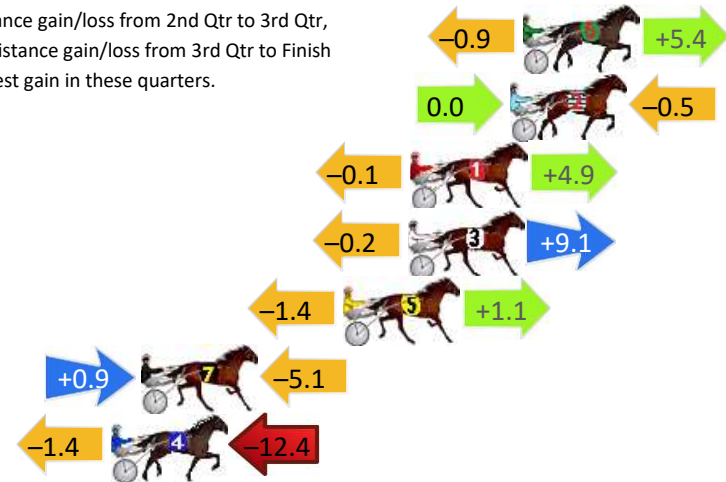
Gross Time: 2:40.90 MileRate: 2:01.60 LeadTime: 38.20s First Qtr: 31.40s Second Qtr: 31.20s Third Qtr: 30.40s Fourth Qtr: 29.70s

DATA TABLE: 800 / 400 Posi's are position from leader and (how wide the horse was at that position)

No	Horse	Plc	Mar	800 Posi	400 Posi	Time	3rd Qtr	4th Qt
6	Luna Goddess	1	0.0m	4.5m (0)	5.4m (0)	2:40.90	30.46s	29.30s
2	Lyca Fantasy	2	0.5m	0.0m (0)	0.0m (0)	2:40.94	30.40s	29.74s
1	Alfa Jess	3	4.5m	9.3m (0)	9.4m (0)	2:41.25	30.40s	29.35s
3	My Salina	4	4.6m	13.5m (0)	13.7m (0)	2:41.26	30.40s	29.04s
5	Miss Make Believe	5	7.2m	6.9m (1)	8.3m (1)	2:41.46	30.50s	29.64s
7	Our Seraphina	6	15.3m	11.1m (1)	10.2m (2)	2:42.09	30.32s	30.13s
4	Swiftie	7	16.5m	2.7m (1)	4.1m (1)	2:42.18	30.50s	30.68s

Finish Position and metres gained

First Arrow shows distance gain/loss from 2nd Qtr to 3rd Qtr,
Second Arrow shows distance gain/loss from 3rd Qtr to Finish
Blue arrow indicates best gain in these quarters.



800

Visual positions in race at 2nd Quarter



400

Visual positions in race at 3rd Quarter



Powered by



Harness Analyser

Sectional Analysis Software

Not just form | Free Trial

www.facebook.com/PJHarnessRacing



RISE Digital, Harness Racing Australia nor the provider accepts any responsibility for the completeness or accuracy of any of the information contained herein, and makes no representations about its suitability for any particular purpose. Users should make their own judgements about those matters and/or seek independent advice. You assume all risks associated with use of data provided on this page