

# Pinjarra Race 1 Distance 2631m

Monday, 7 April 2025

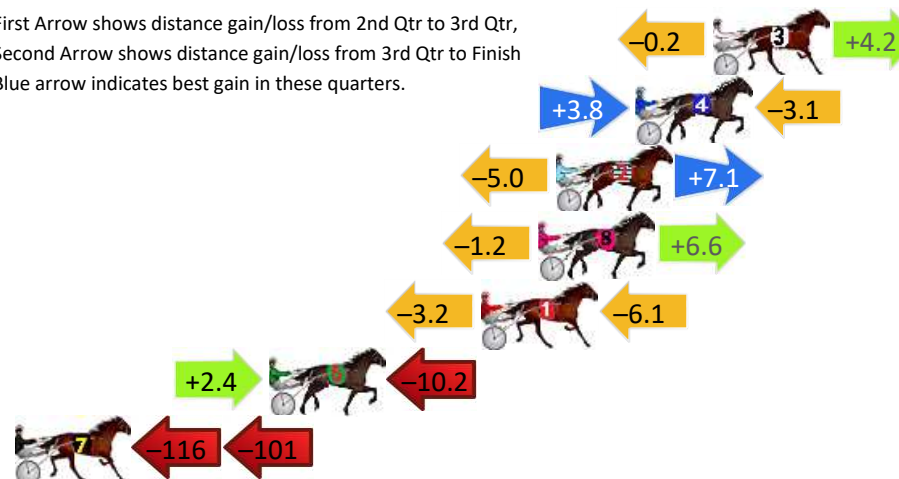
Gross Time: 3:22.60 MileRate: 2:03.90 LeadTime: 80.10s First Qtr: 31.40s Second Qtr: 31.40s Third Qtr: 28.80s Fourth Qtr: 30.90s

DATA TABLE: 800 / 400 Posi's are position from leader and (how wide the horse was at that position)

NoHorse	Plc	Mar	800 Posi	400 Posi	Time	3rd Qtr	4th Qt
3 Bonnie Rae	1	0.0m	4.0m (0)	4.2m (1)	3:22.60	28.83s	30.58s
4 Aldebaran Sundown	2	3.1m	3.8m (1)	0.0m (1)	3:22.85	28.51s	31.14s
2 Dark Secret	3	6.3m	8.4m (0)	13.4m (0)	3:23.11	29.19s	30.35s
8 Chumani	4	7.0m	12.4m (0)	13.6m (1)	3:23.17	28.91s	30.39s
1 Bee Bee Beroc	5	9.3m	0.0m (0)	3.2m (0)	3:23.35	29.02s	31.37s
6 Line The Starzzz	6	17.8m	10.0m (1)	7.6m (2)	3:24.04	28.60s	31.68s
7 Uptown Lad	7	230.9m	14.6m (1)	130.0m (0)	3:41.26	37.10s	38.65s

## Finish Position and metres gained

First Arrow shows distance gain/loss from 2nd Qtr to 3rd Qtr,  
Second Arrow shows distance gain/loss from 3rd Qtr to Finish  
Blue arrow indicates best gain in these quarters.



800

Visual positions in race at 2nd Quarter



400

Visual positions in race at 3rd Quarter



Powered by



Harness Analyser

Sectional Analysis Software

Not just form | Free Trial

[www.facebook.com/PJHarnessRacing](https://www.facebook.com/PJHarnessRacing)



RISE Digital, Harness Racing Australia nor the provider accepts any responsibility for the completeness or accuracy of any of the information contained herein, and makes no representations about its suitability for any particular purpose. Users should make their own judgements about those matters and/or seek independent advice. You assume all risks associated with use of data provided on this page

# Pinjarra Race 2 Distance 1177m

Monday, 7 April 2025

Gross Time: 1:22.80

MileRate: 1:53.20

LeadTime: 26.20s

First Qtr:

Second Qtr:

Third Qtr: 27.90s

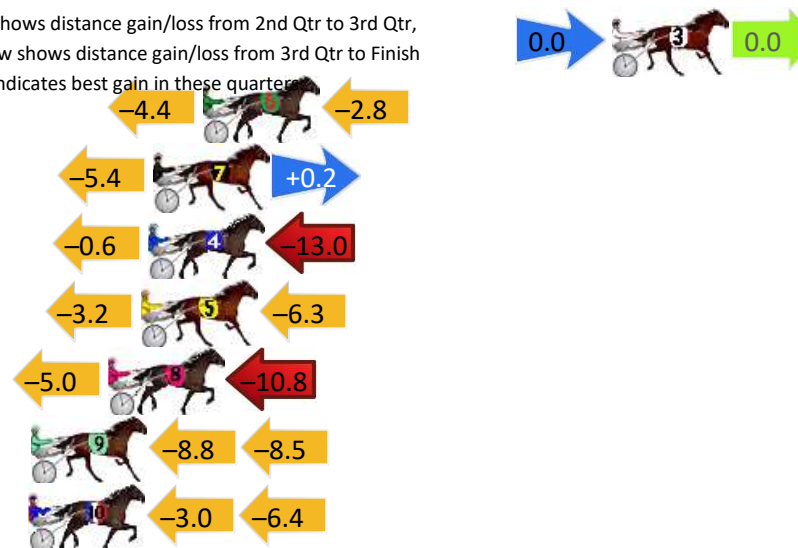
Fourth Qtr: 28.70s

DATA TABLE: 800 / 400 Posi's are position from leader and (how wide the horse was at that position)

NoHorse	Plc	Mar	800 Posi	400 Posi	Time	3rd Qtr	4th Qt
3 Stapleton	1	0.0m	0.0m (0)	0.0m (0)	1:22.80	27.90s	28.70s
6 Bealawyer	2	16.4m	9.2m (1)	13.6m (1)	1:24.04	28.21s	28.90s
7 Courage Of Lombo	3	18.4m	13.2m (1)	18.6m (1)	1:24.19	28.28s	28.69s
4 Telkem Jay	4	18.6m	5.0m (0)	5.6m (0)	1:24.20	27.93s	29.63s
5 Hes Thunder	5	18.9m	9.4m (0)	12.6m (0)	1:24.22	28.12s	29.15s
8 Sunpatra	6	20.2m	4.4m (1)	9.4m (1)	1:24.32	28.24s	29.47s
9 The Batmobile	7	23.3m	6.0m (2)	14.8m (2)	1:24.56	28.51s	29.31s
10 Cohlin	8	23.4m	14.0m (0)	17.0m (0)	1:24.56	28.10s	29.16s

## Finish Position and metres gained

First Arrow shows distance gain/loss from 2nd Qtr to 3rd Qtr,  
Second Arrow shows distance gain/loss from 3rd Qtr to Finish  
Blue arrow indicates best gain in these quarters



800

Visual positions in race at 2nd Quarter



400

Visual positions in race at 3rd Quarter



Powered by



Harness Analyser

Sectional Analysis Software

Not just form | Free Trial

[www.facebook.com/PJHarnessRacing](http://www.facebook.com/PJHarnessRacing)



RISE Digital, Harness Racing Australia nor the provider accepts any responsibility for the completeness or accuracy of any of the information contained herein, and makes no representations about its suitability for any particular purpose. Users should make their own judgements about those matters and/or seek independent advice. You assume all risks associated with use of data provided on this page

# Pinjarra Race 3 Distance 2185m

Monday, 7 April 2025


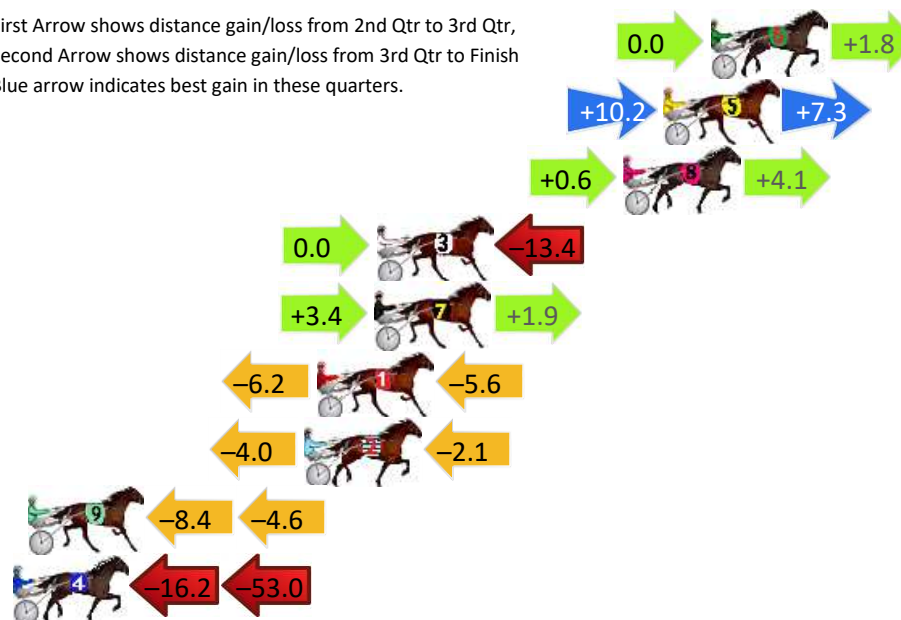
Gross Time: 2:38.60 MileRate: 1:56.80 LeadTime: 41.20s First Qtr: 30.70s Second Qtr: 29.00s Third Qtr: 28.40s Fourth Qtr: 29.30s

DATA TABLE: 800 / 400 Posi's are position from leader and (how wide the horse was at that position)

NoHorse	Plc	Mar	800 Posi	400 Posi	Time	3rd Qtr	4th Qt
6 Gaitcrasher	1	0.0m	1.8m (1)	1.8m (1)	2:38.60	28.40s	29.17s
5 Caberneigh	2	1.9m	19.4m (2)	9.2m (2)	2:38.75	27.68s	28.77s
8 Seagrass	3	3.5m	8.2m (0)	7.6m (1)	2:38.87	28.36s	29.00s
3 Cams Boulder	4	13.4m	0.0m (0)	0.0m (0)	2:39.63	28.39s	30.28s
7 Manhattan Moon	5	13.5m	18.8m (1)	15.4m (0)	2:39.64	28.16s	29.16s
1 Dat Lovely	6	15.8m	4.0m (0)	10.2m (0)	2:39.81	28.84s	29.71s
2 American Monarch	7	16.3m	10.2m (1)	14.2m (1)	2:39.85	28.68s	29.45s
9 Duty Bound	8	27.4m	14.4m (1)	22.8m (2)	2:40.71	29.00s	29.64s
4 Hez Sam	9	75.4m	6.2m (1)	22.4m (1)	2:44.39	29.50s	33.16s

## Finish Position and metres gained

First Arrow shows distance gain/loss from 2nd Qtr to 3rd Qtr,  
Second Arrow shows distance gain/loss from 3rd Qtr to Finish  
Blue arrow indicates best gain in these quarters.



Visual positions in race at 2nd Quarter



Visual positions in race at 3rd Quarter

# Pinjarra Race 4 Distance 1684m

Monday, 7 April 2025


Gross Time: 2:02.30 MileRate: 1:56.80 LeadTime: 5.60s First Qtr: 28.10s Second Qtr: 30.30s Third Qtr: 29.10s Fourth Qtr: 29.20s

DATA TABLE: 800 / 400 Posi's are position from leader and (how wide the horse was at that position)

No	Horse	Plc	Mar	800 Posi	400 Posi	Time	3rd Qtr	4th Qt
12	Icy Cold	1	0.0m	15.8m (1)	13.0m (2)	2:02.30	28.90s	28.26s
10	Madam Maggie	2	1.5m	11.6m (1)	9.0m (2)	2:02.41	28.91s	28.66s
11	Pushbutton Rock	3	2.7m	20.0m (1)	16.2m (1)	2:02.51	28.83s	28.22s
4	Follow My Stride	4	13.1m	0.0m (0)	0.0m (0)	2:03.30	29.10s	30.15s
5	Bonstar	5	18.4m	3.0m (1)	2.8m (1)	2:03.71	29.08s	30.33s
3	Vybrant	6	18.5m	4.2m (0)	5.4m (0)	2:03.72	29.19s	30.15s
9	Straunys Sister	7	18.8m	7.2m (1)	6.8m (1)	2:03.74	29.07s	30.07s
1	Go Home Jo	8	19.4m	12.8m (0)	13.6m (0)	2:03.79	29.16s	29.62s
2	Sporting Grace	9	19.8m	8.4m (0)	9.4m (0)	2:03.82	29.17s	29.95s
6	Blockjorg	10	22.6m	24.0m (1)	21.0m (1)	2:04.03	28.88s	29.32s
8	Im Biddy	11	33.4m	17.4m (0)	20.0m (0)	2:04.86	29.29s	30.17s
7	Control Queen	12	34.1m	22.4m (0)	27.4m (0)	2:04.91	29.46s	29.69s

## Finish Position and metres gained

First Arrow shows distance gain/loss from 2nd Qtr to 3rd Qtr,  
Second Arrow shows distance gain/loss from 3rd Qtr to Finish  
Blue arrow indicates best gain in these quarters.



800

Visual positions in race at 2nd Quarter



400

Visual positions in race at 3rd Quarter



Powered by  
**PJ** Harness Analyser

Sectional Analysis Software  
Not just form | Free Trial



RISE Digital, Harness Racing Australia nor the provider accepts any responsibility for the completeness or accuracy of any of the information contained herein, and makes no representations about its suitability for any particular purpose. Users should make their own judgements about those matters and/or seek independent advice. You assume all risks associated with use of data provided on this page

[www.facebook.com/PJHarnessRacing](http://www.facebook.com/PJHarnessRacing)



# Pinjarra Race 5 Distance 2185m

Monday, 7 April 2025

Gross Time: 2:39.90

MileRate: 1:57.80

LeadTime: 40.70s

First Qtr: 31.10s

Second Qtr: 30.30s

Third Qtr: 28.30s



Fourth Qtr: 29.50s

DATA TABLE: 800 / 400 Posi's are position from leader and (how wide the horse was at that position)

No	Horse	Plc	Mar	800 Posi	400 Posi	Time	3rd Qtr	4th Qt
11	Eye Better	1	0.0m	15.0m (1)	8.8m (3)	2:39.90	27.87s	28.85s
12	Rajah Rocks	2	2.5m	12.4m (2)	1.4m (1)	2:40.09	27.51s	29.58s
7	Bet On The River	3	2.8m	6.8m (1)	5.0m (2)	2:40.12	28.17s	29.34s
2	Gold Horseshoe	4	7.8m	4.0m (0)	4.0m (0)	2:40.50	28.29s	29.78s
1	The Freelancer	5	11.1m	8.0m (0)	8.0m (0)	2:40.76	28.30s	29.73s
10	Call To Arms	6	14.5m	11.0m (1)	10.2m (2)	2:41.02	28.24s	29.82s
8	Having Fun	7	19.8m	16.2m (0)	14.2m (2)	2:41.43	28.15s	29.91s
4	Idealincider	8	28.1m	20.2m (0)	19.6m (0)	2:42.07	28.24s	30.12s
5	Torrevean Amy	9	28.3m	19.2m (1)	16.0m (3)	2:42.09	28.05s	30.40s
9	Im Grafter	10	44.3m	12.2m (0)	11.4m (1)	2:43.33	28.19s	31.91s
3	Joey James	11	60.8m	2.4m (1)	6.2m (1)	2:44.60	28.49s	33.50s
6	Money Time Madness	12	61.7m	0.0m (0)	0.0m (0)	2:44.67	28.21s	34.02s

## Finish Position and metres gained

First Arrow shows distance gain/loss from 2nd Qtr to 3rd Qtr,  
Second Arrow shows distance gain/loss from 3rd Qtr to Finish  
Blue arrow indicates best gain in these quarters.



800

Visual positions in race at 2nd Quarter



400

Visual positions in race at 3rd Quarter



Powered by



Harness Analyser

Sectional Analysis Software

Not just form | Free Trial

[www.facebook.com/PJHarnessRacing](http://www.facebook.com/PJHarnessRacing)



RISE Digital, Harness Racing Australia nor the provider accepts any responsibility for the completeness or accuracy of any of the information contained herein, and makes no representations about its suitability for any particular purpose. Users should make their own judgements about those matters and/or seek independent advice. You assume all risks associated with use of data provided on this page

# Pinjarra Race 6 Distance 2185m

Monday, 7 April 2025


Gross Time: 2:41.80 MileRate: 1:59.20 LeadTime: 42.80s First Qtr: 31.90s Second Qtr: 30.90s Third Qtr: 27.70s Fourth Qtr: 28.50s

DATA TABLE: 800 / 400 Posi's are position from leader and (how wide the horse was at that position)

NoHorse	Plc	Mar	800 Posi	400 Posi	Time	3rd Qtr	4th Qt
2 Elite Fleet	1	0.0m	8.0m (1)	4.0m (1)	2:41.80	27.42s	28.22s
6 The Bettor Side	2	13.9m	4.0m (0)	4.2m (0)	2:42.84	27.70s	29.19s
3 Duncan Twentytwo	3	16.0m	8.2m (0)	8.6m (0)	2:43.00	27.72s	29.02s
1 Boom It Up	4	16.6m	13.0m (0)	12.4m (0)	2:43.04	27.65s	28.80s
12 Lou Lamour	5	20.6m	18.8m (2)	12.6m (2)	2:43.34	27.26s	29.07s
5 Wicked Windermere	6	20.8m	0.0m (0)	0.0m (0)	2:43.36	27.68s	29.97s
4 Oceanfront	7	21.7m	13.8m (1)	9.4m (1)	2:43.42	27.38s	29.37s
7 By Gee By Jingo	8	24.2m	21.6m (0)	20.0m (1)	2:43.61	27.58s	28.80s
9 Azione	9	27.7m	20.6m (1)	15.6m (1)	2:43.87	27.34s	29.36s
11 Noble Thorondor	10	28.6m	14.6m (2)	8.6m (2)	2:43.94	27.26s	29.92s
8 Boujee Boy	11	28.9m	17.4m (0)	17.2m (0)	2:43.96	27.67s	29.33s

## Finish Position and metres gained

First Arrow shows distance gain/loss from 2nd Qtr to 3rd Qtr, Second Arrow shows distance gain/loss from 3rd Qtr to Finish Blue arrow indicates best gain in these quarters.



800

Visual positions in race at 2nd Quarter



400

Visual positions in race at 3rd Quarter



Powered by



Harness Analyser

Sectional Analysis Software

Not just form | Free Trial

www.facebook.com/PJHarnessRacing



RISE Digital, Harness Racing Australia nor the provider accepts any responsibility for the completeness or accuracy of any of the information contained herein, and makes no representations about its suitability for any particular purpose. Users should make their own judgements about those matters and/or seek independent advice. You assume all risks associated with use of data provided on this page

# Pinjarra Race 7 Distance 2185m

Monday, 7 April 2025



Gross Time: 2:41.00 MileRate: 1:58.60 LeadTime: 41.00s First Qtr: 29.30s Second Qtr: 30.80s Third Qtr: 29.10s Fourth Qtr: 30.80s

DATA TABLE: 800 / 400 Posi's are position from leader and (how wide the horse was at that position)

No	Horse	Plc	Mar	800 Posi	400 Posi	Time	3rd Qtr	4th Qt
11	Kingseat	1	0.0m	0.0m (0)	0.0m (0)	2:41.00	29.10s	30.80s
1	Torrevean Pinky	2	0.6m	12.2m (0)	16.0m (0)	2:41.05	29.42s	29.62s
5	Zuede	3	11.0m	22.8m (0)	24.2m (0)	2:41.89	29.23s	29.79s
10	Sonic Chip	4	15.6m	4.2m (0)	5.2m (0)	2:42.26	29.15s	31.60s
9	Spiritofanangel	5	18.4m	16.6m (0)	19.8m (0)	2:42.48	29.34s	30.69s
3	Era	6	19.1m	8.2m (0)	12.0m (0)	2:42.54	29.37s	31.34s
2	Major Dalton	7	20.3m	19.2m (1)	21.6m (1)	2:42.64	29.28s	30.70s
6	Switch Blade	8	25.8m	9.6m (1)	16.2m (1)	2:43.08	29.57s	31.54s
8	Tilly Swift	9	26.0m	14.6m (1)	17.6m (2)	2:43.09	29.31s	31.44s
12	Jiliby Mojito	10	34.7m	23.8m (1)	21.8m (3)	2:43.80	28.92s	31.79s
4	Yankee Lincoln	11	35.6m	4.8m (1)	10.2m (1)	2:43.87	29.45s	32.74s
7	Infinite Merit	12	35.8m	22.2m (2)	22.6m (2)	2:43.88	29.10s	31.81s


## Finish Position and metres gained

First Arrow shows distance gain/loss from 2nd Qtr to 3rd Qtr,  
Second Arrow shows distance gain/loss from 3rd Qtr to Finish  
Blue arrow indicates best gain in these quarters.



800

Visual positions in race at 2nd Quarter



400

Visual positions in race at 3rd Quarter



Powered by



Harness Analyser

Sectional Analysis Software

Not just form | Free Trial

[www.facebook.com/PJHarnessRacing](http://www.facebook.com/PJHarnessRacing)



RISE Digital, Harness Racing Australia nor the provider accepts any responsibility for the completeness or accuracy of any of the information contained herein, and makes no representations about its suitability for any particular purpose. Users should make their own judgements about those matters and/or seek independent advice. You assume all risks associated with use of data provided on this page

# Pinjarra Race 8 Distance 2185m

Monday, 7 April 2025

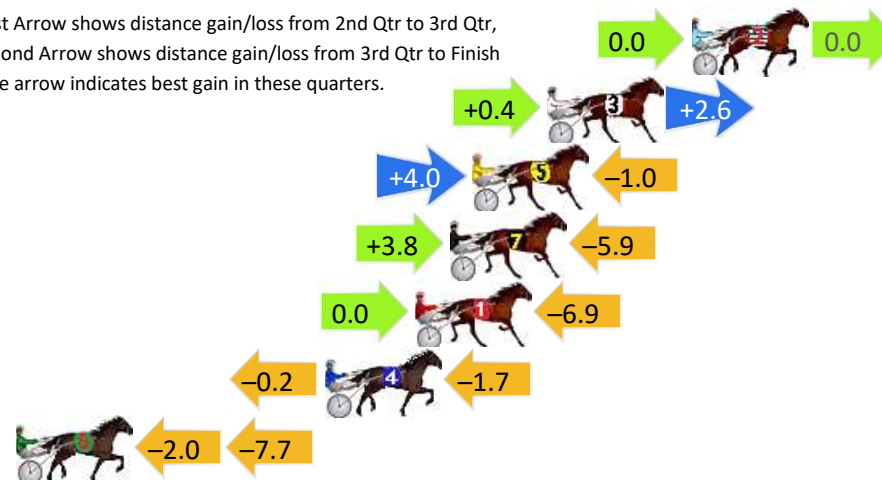
Gross Time: 2:38.20 MileRate: 1:56.50 LeadTime: 42.70s First Qtr: 31.30s Second Qtr: 29.50s Third Qtr: 27.20s Fourth Qtr: 27.50s

DATA TABLE: 800 / 400 Posi's are position from leader and (how wide the horse was at that position)

NoHorse	Plc	Mar	800 Posi	400 Posi	Time	3rd Qtr	4th Qt
2 Longreach Bay	1	0.0m	0.0m (0)	0.0m (0)	2:38.20	27.20s	27.50s
3 Madam Publisher	2	5.8m	8.8m (0)	8.4m (0)	2:38.62	27.17s	27.32s
5 Blazing Reactor	3	8.8m	11.8m (1)	7.8m (1)	2:38.84	26.93s	27.57s
7 Follow Rocknroll	4	9.7m	7.6m (1)	3.8m (1)	2:38.90	26.94s	27.90s
1 Heavenly Wage	5	11.1m	4.2m (0)	4.2m (0)	2:39.00	27.20s	27.97s
4 Franco Mecca	6	14.7m	12.8m (0)	13.0m (0)	2:39.26	27.21s	27.62s
6 Auckland Jet	7	27.1m	17.4m (1)	19.4m (0)	2:40.16	27.33s	28.03s

## Finish Position and metres gained

First Arrow shows distance gain/loss from 2nd Qtr to 3rd Qtr,  
Second Arrow shows distance gain/loss from 3rd Qtr to Finish  
Blue arrow indicates best gain in these quarters.



800

Visual positions in race at 2nd Quarter



400

Visual positions in race at 3rd Quarter



Powered by



Harness Analyser

Sectional Analysis Software

Not just form | Free Trial

[www.facebook.com/PJHarnessRacing](http://www.facebook.com/PJHarnessRacing)



RISE Digital, Harness Racing Australia nor the provider accepts any responsibility for the completeness or accuracy of any of the information contained herein, and makes no representations about its suitability for any particular purpose. Users should make their own judgements about those matters and/or seek independent advice. You assume all risks associated with use of data provided on this page