

Bridgetown Race 1 Distance 2190m

Sunday, 6 April 2025

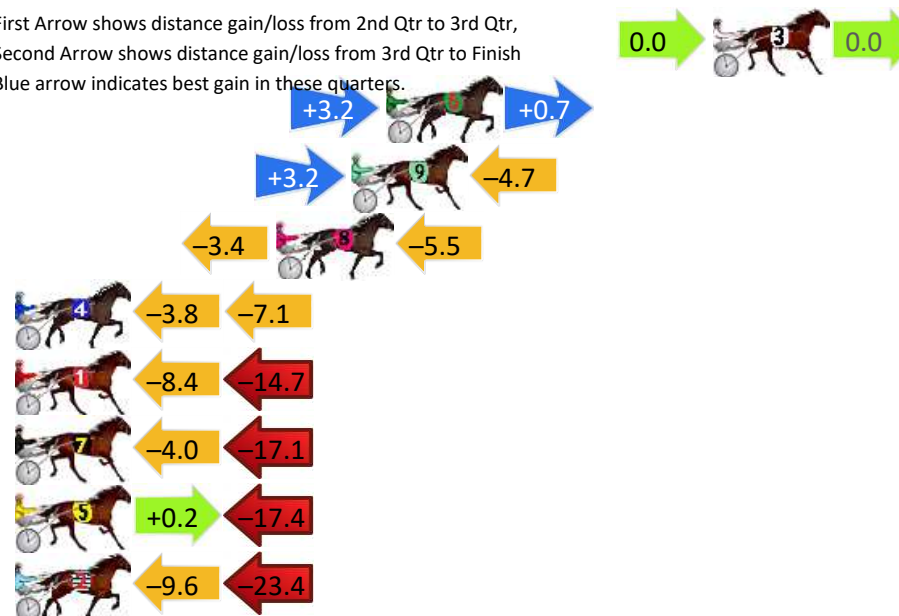
Gross Time: 2:43.60 MileRate: 2:00.20 LeadTime: 42.30s First Qtr: 31.40s Second Qtr: 30.00s Third Qtr: 30.60s Fourth Qtr: 29.30s

DATA TABLE: 800 / 400 Posi's are position from leader and (how wide the horse was at that position)

No	Horse	Plc	Mar	800 Posi	400 Posi	Time	3rd Qtr	4th Qt
3	My Sweet Addiction	1	0.0m	0.0m (0)	0.0m (0)	2:43.60	30.60s	29.30s
6	Our Musical Motion	2	13.1m	17.0m (1)	13.8m (2)	2:44.61	30.36s	29.25s
9	Altair Star	3	14.5m	13.0m (1)	9.8m (2)	2:44.71	30.37s	29.64s
8	My Grand Angus	4	17.5m	8.6m (1)	12.0m (1)	2:44.94	30.86s	29.70s
4	Sweet Duncan	5	30.3m	19.4m (0)	23.2m (0)	2:45.93	30.89s	29.82s
1	Galeocerdo Cuvier	6	33.9m	10.8m (0)	19.2m (0)	2:46.20	31.25s	30.37s
7	Briggs On Bond	7	36.3m	15.2m (0)	19.2m (1)	2:46.39	30.93s	30.55s
5	Hot Rod	8	38.4m	21.2m (1)	21.0m (2)	2:46.55	30.61s	30.57s
2	Adda Lucky Boy	9	38.6m	5.6m (0)	15.2m (0)	2:46.57	31.35s	31.00s

Finish Position and metres gained

First Arrow shows distance gain/loss from 2nd Qtr to 3rd Qtr,
Second Arrow shows distance gain/loss from 3rd Qtr to Finish
Blue arrow indicates best gain in these quarters.



800

Visual positions in race at 2nd Quarter



400

Visual positions in race at 3rd Quarter



Powered by



Harness Analyser

Sectional Analysis Software

Not just form | Free Trial

www.facebook.com/PJHarnessRacing



RISE Digital, Harness Racing Australia nor the provider accepts any responsibility for the completeness or accuracy of any of the information contained herein, and makes no representations about its suitability for any particular purpose. Users should make their own judgements about those matters and/or seek independent advice. You assume all risks associated with use of data provided on this page

Bridgetown Race 2 Distance 2190m

Sunday, 6 April 2025

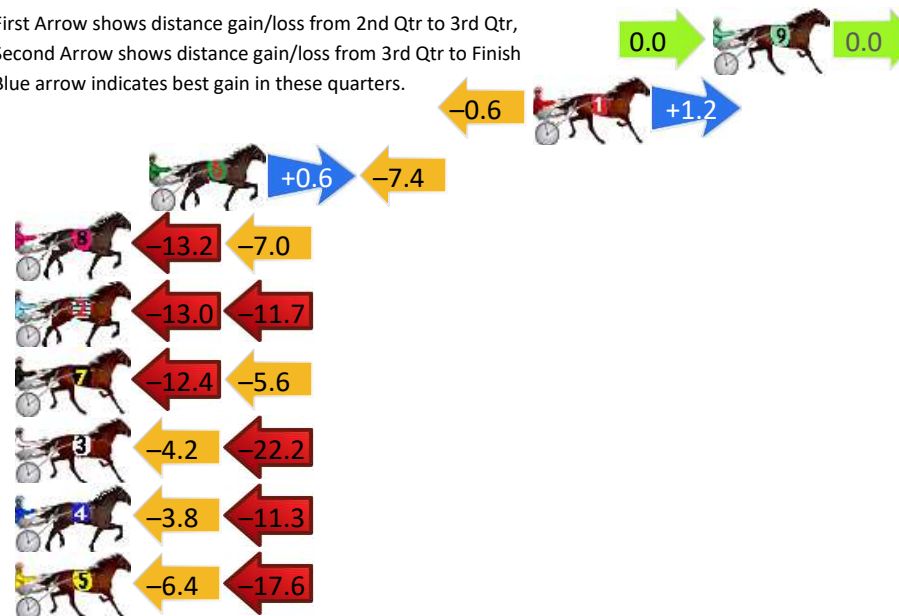
Gross Time: 2:47.00 MileRate: 2:02.70 LeadTime: 44.70s First Qtr: 33.20s Second Qtr: 30.70s Third Qtr: 30.20s Fourth Qtr: 28.20s

DATA TABLE: 800 / 400 Posi's are position from leader and (how wide the horse was at that position)

No	Horse	Plc	Mar	800 Posi	400 Posi	Time	3rd Qtr	4th Qt
9	The Big Kaboosh	1	0.0m	0.0m (0)	0.0m (0)	2:47.00	30.20s	28.20s
1	Lucienne	2	7.2m	7.8m (0)	8.4m (0)	2:47.53	30.24s	28.12s
6	Jordano	3	22.6m	15.8m (0)	15.2m (0)	2:48.67	30.17s	28.72s
8	More Than Honoured	4	28.4m	8.2m (1)	21.4m (1)	2:49.10	31.18s	28.69s
2	Step It Up	5	28.5m	3.8m (1)	16.8m (1)	2:49.11	31.17s	29.02s
7	Swanbourne Spunk	6	29.8m	11.8m (0)	24.2m (2)	2:49.21	31.11s	28.59s
3	Sweetest Thing	7	30.4m	4.0m (0)	8.2m (1)	2:49.25	30.56s	29.76s
4	Sounds Like Fun	8	31.9m	16.8m (1)	20.6m (3)	2:49.36	30.50s	28.99s
5	Dee Jays Big Boy	9	36.8m	12.8m (1)	19.2m (2)	2:49.73	30.71s	29.43s


Finish Position and metres gained

First Arrow shows distance gain/loss from 2nd Qtr to 3rd Qtr,
Second Arrow shows distance gain/loss from 3rd Qtr to Finish
Blue arrow indicates best gain in these quarters.



800

Visual positions in race at 2nd Quarter



400

Visual positions in race at 3rd Quarter

Bridgetown Race 3 Distance 2190m

Sunday, 6 April 2025


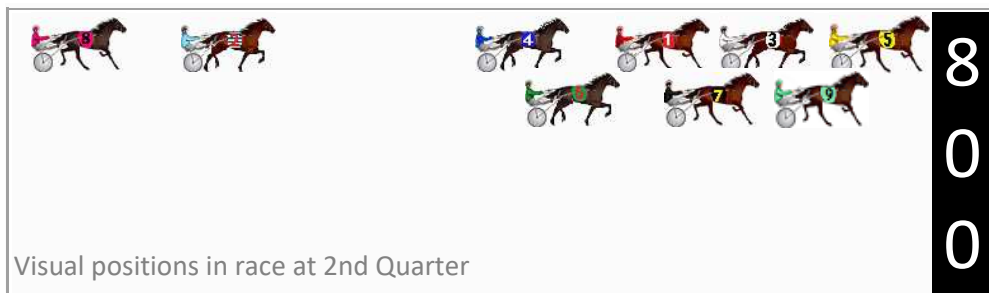
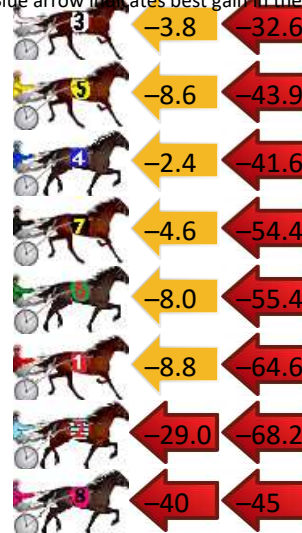
Gross Time: 2:43.10 MileRate: 1:59.90 LeadTime: 42.70s First Qtr: 32.20s Second Qtr: 29.10s Third Qtr: 30.80s Fourth Qtr: 28.30s

DATA TABLE: 800 / 400 Posi's are position from leader and (how wide the horse was at that position)

No	Horse	Plc	Mar	800 Posi	400 Posi	Time	3rd Qtr	4th Qt
9	Majic Bay	1	0.0m	2.2m (1)	0.0m (0)	2:43.10	30.64s	28.30s
3	Skippin Class	2	40.8m	4.4m (0)	8.2m (1)	2:46.13	31.18s	30.59s
5	Tiger Lou	3	52.5m	0.0m (0)	8.6m (0)	2:47.00	31.57s	31.39s
4	Mango Tango	4	58.2m	14.2m (0)	16.6m (0)	2:47.43	31.11s	31.23s
7	Mister Kopa	5	65.6m	6.6m (1)	11.2m (2)	2:47.98	31.31s	32.13s
6	Tempt The Stars	6	75.6m	12.2m (1)	20.2m (2)	2:48.72	31.56s	32.20s
1	Love Devine	7	82.0m	8.6m (0)	17.4m (1)	2:49.20	31.65s	32.84s
2	Major Blue Eyes	8	123.2m	26.0m (0)	55.0m (0)	2:52.26	33.14s	33.10s
8	Im Boss	9	254.1m	170.0m (0)	210.0m (0)	3:01.99	33.88s	31.40s

Finish Position and metres gained

First Arrow shows distance gain/loss from 2nd Qtr to 3rd Qtr,
Second Arrow shows distance gain/loss from 3rd Qtr to Finish
Blue arrow indicates best gain in these quarters.



Bridgetown Race 4 Distance 2190m

Sunday, 6 April 2025

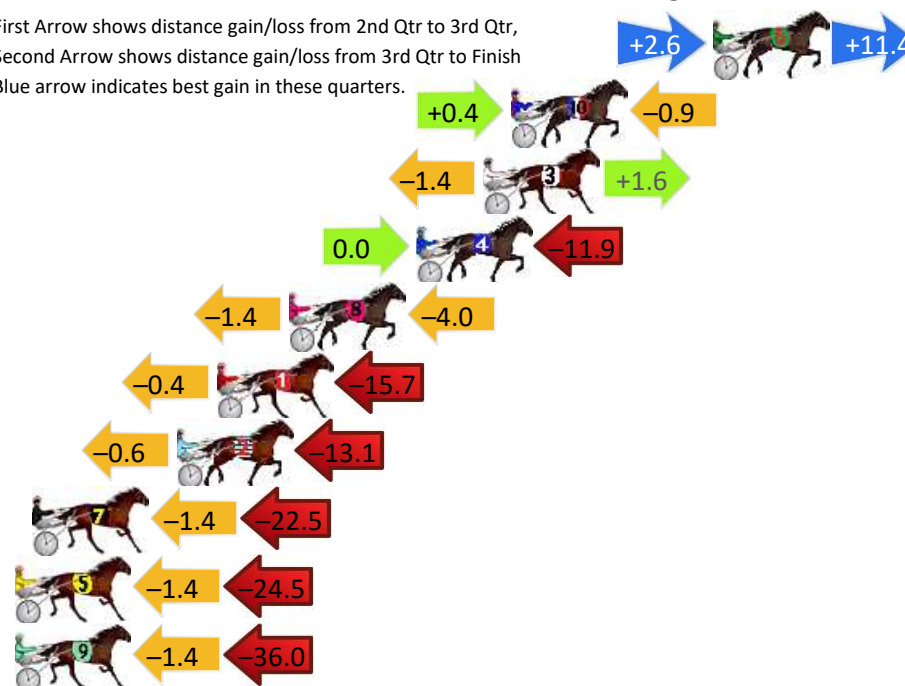
Gross Time: 2:45.50 MileRate: 2:01.60 LeadTime: 43.70s First Qtr: 32.00s Second Qtr: 28.90s Third Qtr: 31.50s Fourth Qtr: 29.40s

DATA TABLE: 800 / 400 Posi's are position from leader and (how wide the horse was at that position)

NoHorse	Plc	Mar	800 Posi	400 Posi	Time	3rd Qtr	4th Qt
6 Remarkable Rock	1	0.0m	14.0m (1)	11.4m (2)	2:45.50	31.27s	28.57s
10 Sweet Sassymolassy	2	8.1m	7.6m (2)	7.2m (3)	2:46.12	31.47s	29.47s
3 Ashanti Princess	3	9.2m	9.4m (1)	10.8m (1)	2:46.21	31.60s	29.28s
4 Funky Music	4	11.9m	0.0m (0)	0.0m (0)	2:46.42	31.53s	30.27s
8 Recover Lover	5	17.0m	11.6m (0)	13.0m (0)	2:46.81	31.62s	29.69s
1 Ashima	6	19.9m	3.8m (0)	4.2m (0)	2:47.03	31.57s	30.55s
2 Hurricanehope	7	21.5m	7.8m (0)	8.4m (0)	2:47.16	31.58s	30.36s
7 Rona May	8	27.3m	3.4m (2)	4.8m (2)	2:47.60	31.66s	31.04s
5 Pocketful Of Opals	9	31.3m	5.4m (1)	6.8m (1)	2:47.91	31.67s	31.19s
9 Bettagetonpip	10	38.4m	1.0m (1)	2.4m (1)	2:48.46	31.70s	32.03s


Finish Position and metres gained

First Arrow shows distance gain/loss from 2nd Qtr to 3rd Qtr,
Second Arrow shows distance gain/loss from 3rd Qtr to Finish
Blue arrow indicates best gain in these quarters.



800

Visual positions in race at 2nd Quarter



400

Visual positions in race at 3rd Quarter



Powered by



Harness Analyser

Sectional Analysis Software

Not just form | Free Trial

www.facebook.com/PJHarnessRacing



RISE Digital, Harness Racing Australia nor the provider accepts any responsibility for the completeness or accuracy of any of the information contained herein, and makes no representations about its suitability for any particular purpose. Users should make their own judgements about those matters and/or seek independent advice. You assume all risks associated with use of data provided on this page

Bridgetown Race 5 Distance 2190m

Sunday, 6 April 2025

Gross Time: 2:48.20

MileRate: 2:02.50

LeadTime: 46.70s

First Qtr: 33.10s

Second Qtr: 30.50s

Third Qtr: 30.00s



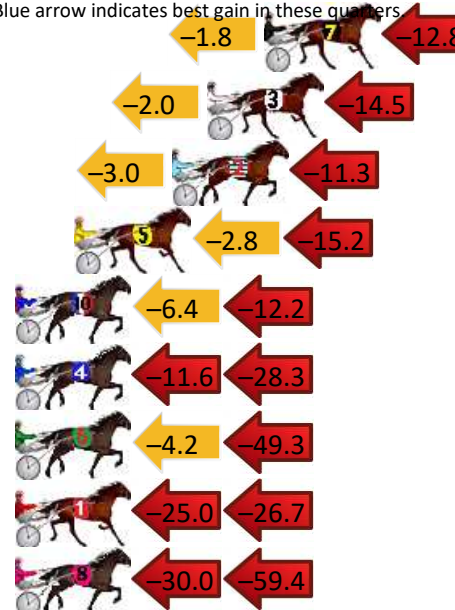
Fourth Qtr: 27.90s

DATA TABLE: 800 / 400 Posi's are position from leader and (how wide the horse was at that position)

No	Horse	Plc	Mar	800 Posi	400 Posi	Time	3rd Qtr	4th Qt
9	Mega Mach	1	0.0m	0.0m (0)	0.0m (0)	2:48.20	30.00s	27.90s
7	Gota Good Warhol	2	18.0m	3.4m (1)	5.2m (1)	2:49.52	30.16s	28.79s
3	Heavenly Bliss	3	20.3m	3.8m (0)	5.8m (0)	2:49.69	30.18s	28.91s
2	Sun And Sand	4	21.7m	7.4m (0)	10.4m (0)	2:49.79	30.25s	28.68s
5	Allwoods Chevron	5	25.6m	7.6m (1)	10.4m (1)	2:50.08	30.24s	28.95s
10	Richie Reactor	6	30.6m	12.0m (1)	18.4m (0)	2:50.44	30.49s	28.75s
4	Satan Princess	7	58.3m	18.4m (0)	30.0m (0)	2:52.48	30.91s	29.86s
6	Nevertellmetheodds	8	59.5m	6.0m (2)	10.2m (2)	2:52.56	30.43s	31.32s
1	Bonnie Pauline	9	201.7m	150.0m (0)	175.0m (0)	3:03.00	31.87s	29.75s
8	Crowded Reactor	10	269.4m	180.0m (0)	210.0m (0)	3:07.96	32.31s	32.02s

Finish Position and metres gained

First Arrow shows distance gain/loss from 2nd Qtr to 3rd Qtr,
Second Arrow shows distance gain/loss from 3rd Qtr to Finish
Blue arrow indicates best gain in these quarters



Bridgetown Race 6 Distance 2597m

Sunday, 6 April 2025


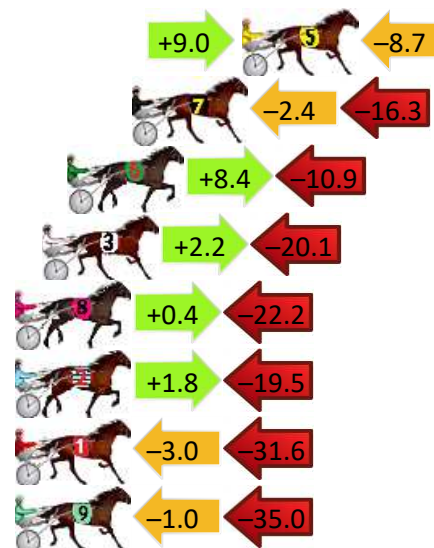
Gross Time: 3:16.60 MileRate: 2:01.80 LeadTime: 77.80s First Qtr: 31.90s Second Qtr: 28.90s Third Qtr: 30.30s Fourth Qtr: 27.70s

DATA TABLE: 800 / 400 Posi's are position from leader and (how wide the horse was at that position)

No	Horse	Plc	Mar	800 Posi	400 Posi	Time	3rd Qtr	4th Qt
10	Cold Hard Cash	1	0.0m	14.6m (1)	0.0m (2)	3:16.60	29.25s	27.70s
4	Rellim	2	1.2m	10.4m (1)	4.6m (3)	3:16.69	29.87s	27.47s
5	Rox The World	3	18.9m	19.2m (1)	10.2m (2)	3:17.98	29.68s	28.30s
7	Wicked Hustler	4	23.3m	4.6m (0)	7.0m (0)	3:18.30	30.53s	28.82s
6	Awaitinginstructions	5	25.9m	23.4m (1)	15.0m (1)	3:18.49	29.73s	28.45s
3	Mydadtheterror	6	26.9m	9.0m (0)	6.8m (1)	3:18.56	30.21s	29.08s
8	Cooper	7	28.4m	6.6m (1)	6.2m (2)	3:18.67	30.34s	29.23s
2	Priddah	8	31.7m	14.0m (0)	12.2m (0)	3:18.91	30.23s	29.04s
1	Kopper Kote	9	34.6m	0.0m (0)	3.0m (0)	3:19.12	30.62s	29.88s
9	Henwood Bay	10	37.8m	1.8m (1)	2.8m (1)	3:19.35	30.49s	30.11s

Finish Position and metres gained

First Arrow shows distance gain/loss from 2nd Qtr to 3rd Qtr, Second Arrow shows distance gain/loss from 3rd Qtr to Finish Blue arrow indicates best gain in these quarters.



800

Visual positions in race at 2nd Quarter



400

Visual positions in race at 3rd Quarter



Powered by



Harness Analyser

Sectional Analysis Software

Not just form | Free Trial

www.facebook.com/PJHarnessRacing



RISE Digital, Harness Racing Australia nor the provider accepts any responsibility for the completeness or accuracy of any of the information contained herein, and makes no representations about its suitability for any particular purpose. Users should make their own judgements about those matters and/or seek independent advice. You assume all risks associated with use of data provided on this page

Bridgetown Race 7 Distance 2190m

Sunday, 6 April 2025


Gross Time: 2:46.00 MileRate: 2:02.00 LeadTime: 45.20s First Qtr: 31.20s Second Qtr: 29.30s Third Qtr: 31.60s Fourth Qtr: 28.70s

DATA TABLE: 800 / 400 Posi's are position from leader and (how wide the horse was at that position)

NoHorse	Plc	Mar	800 Posi	400 Posi	Time	3rd Qtr	4th Qt
2 Chekker	1	0.0m	0.0m (0)	0.0m (0)	2:46.00	31.60s	28.70s
4 Alfa Jess	2	26.2m	6.4m (1)	6.8m (2)	2:47.97	31.70s	30.08s
7 Allizee	3	36.9m	8.0m (0)	13.2m (1)	2:48.78	32.08s	30.39s
3 Ultimate Sass	4	39.8m	10.4m (1)	14.0m (2)	2:49.00	31.96s	30.54s
6 Athreeshoteagle	5	42.3m	12.2m (0)	15.4m (0)	2:49.19	31.94s	30.62s
5 Wesmedad	6	42.4m	2.4m (1)	9.0m (1)	2:49.19	32.22s	31.08s
1 Miss Marcopolo	7	84.8m	4.0m (0)	10.2m (0)	2:52.39	32.33s	34.02s

Finish Position and metres gained

First Arrow shows distance gain/loss from 2nd Qtr to 3rd Qtr,
Second Arrow shows distance gain/loss from 3rd Qtr to Finish
Blue arrow indicates best gain in these quarters.



800

Visual positions in race at 2nd Quarter



400

Visual positions in race at 3rd Quarter



Powered by



Harness Analyser

Sectional Analysis Software

Not just form | Free Trial

www.facebook.com/PJHarnessRacing



RISE Digital, Harness Racing Australia nor the provider accepts any responsibility for the completeness or accuracy of any of the information contained herein, and makes no representations about its suitability for any particular purpose. Users should make their own judgements about those matters and/or seek independent advice. You assume all risks associated with use of data provided on this page