

Northam Race 1 Distance 1780m

Saturday, 5 April 2025

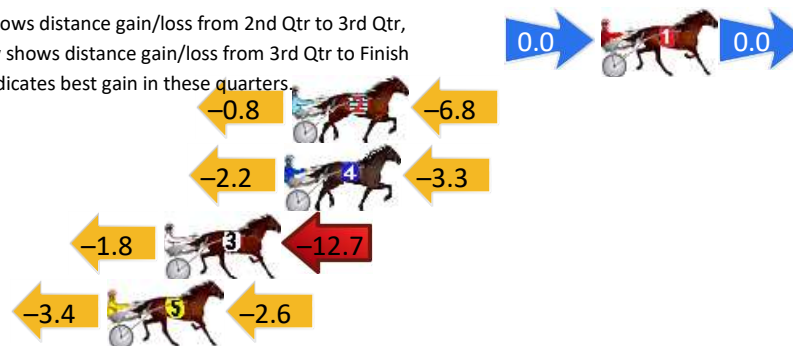
Gross Time: 2:14.80 MileRate: 2:01.80 LeadTime: 13.60s First Qtr: 32.30s Second Qtr: 31.80s Third Qtr: 29.00s Fourth Qtr: 28.10s

DATA TABLE: 800 / 400 Posi's are position from leader and (how wide the horse was at that position)

NoHorse	Plc	Mar	800 Posi	400 Posi	Time	3rd Qtr	4th Qt
1 The Sea Siren	1	0.0m	0.0m (0)	0.0m (0)	2:14.80	29.00s	28.10s
2 Our Blue Diamond	2	12.4m	4.8m (0)	5.6m (0)	2:15.72	29.06s	28.58s
4 Arma Mushu	3	12.7m	7.2m (1)	9.4m (1)	2:15.74	29.16s	28.33s
3 Star Aristocrat	4	17.5m	3.0m (1)	4.8m (1)	2:16.09	29.14s	28.99s
5 Paraglider	5	19.8m	13.8m (0)	17.2m (0)	2:16.26	29.24s	28.28s

Finish Position and metres gained

First Arrow shows distance gain/loss from 2nd Qtr to 3rd Qtr,
Second Arrow shows distance gain/loss from 3rd Qtr to Finish
Blue arrow indicates best gain in these quarters.



8
0
0

Visual positions in race at 2nd Quarter



4
0
0

Visual positions in race at 3rd Quarter



Powered by



Harness Analyser

Sectional Analysis Software

Not just form | Free Trial

www.facebook.com/PJHarnessRacing



RISE Digital, Harness Racing Australia nor the provider accepts any responsibility for the completeness or accuracy of any of the information contained herein, and makes no representations about its suitability for any particular purpose. Users should make their own judgements about those matters and/or seek independent advice. You assume all risks associated with use of data provided on this page

Northam Race 2 Distance 2190m

Saturday, 5 April 2025

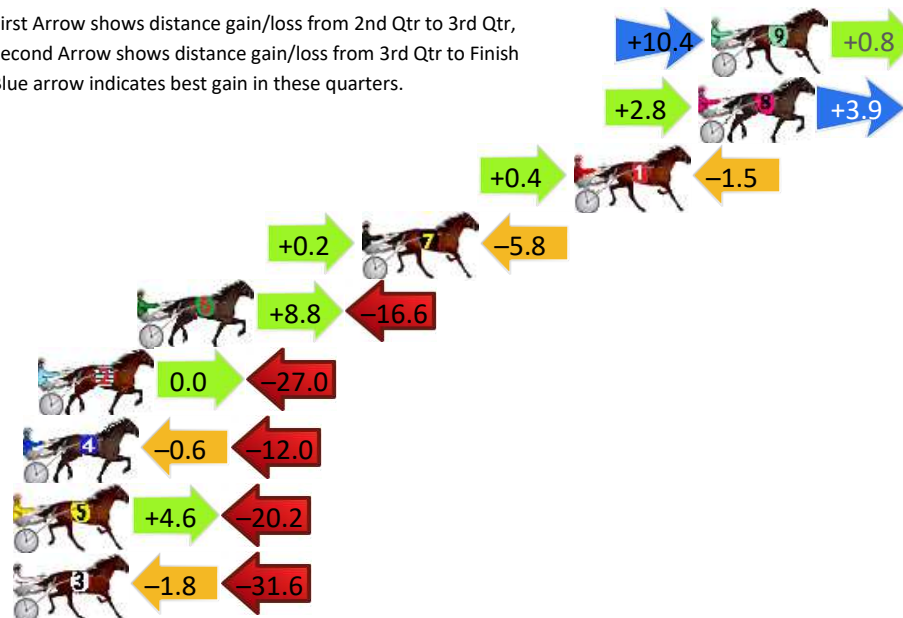
Gross Time: 2:41.60 MileRate: 1:58.70 LeadTime: 43.40s First Qtr: 29.10s Second Qtr: 29.10s Third Qtr: 30.20s Fourth Qtr: 29.80s

DATA TABLE: 800 / 400 Posi's are position from leader and (how wide the horse was at that position)

No	Horse	Plc	Mar	800 Posi	400 Posi	Time	3rd Qtr	4th Qt
9	Seaside Magic	1	0.0m	11.2m (1)	0.8m (1)	2:41.60	29.42s	29.74s
8	By Royal Command	2	0.5m	7.2m (1)	4.4m (2)	2:41.64	29.99s	29.51s
1	Star Of Orion	3	5.5m	4.4m (0)	4.0m (0)	2:42.03	30.17s	29.91s
7	Captain Paprika	4	14.0m	8.4m (0)	8.2m (0)	2:42.69	30.19s	30.23s
6	Into The Future	5	23.0m	15.2m (1)	6.4m (3)	2:43.40	29.55s	31.03s
2	Damage Done	6	27.0m	0.0m (0)	0.0m (0)	2:43.71	30.21s	31.80s
4	Southern Rock	7	27.6m	15.0m (0)	15.6m (0)	2:43.76	30.25s	30.69s
5	Shoobees Double	8	35.2m	19.6m (1)	15.0m (1)	2:44.35	29.87s	31.30s
3	It Is Crunch Time	9	36.6m	3.2m (1)	5.0m (1)	2:44.46	30.35s	32.14s

Finish Position and metres gained

First Arrow shows distance gain/loss from 2nd Qtr to 3rd Qtr,
Second Arrow shows distance gain/loss from 3rd Qtr to Finish
Blue arrow indicates best gain in these quarters.



800

Visual positions in race at 2nd Quarter



400

Visual positions in race at 3rd Quarter



Powered by



Harness Analyser

Sectional Analysis Software

Not just form | Free Trial

www.facebook.com/PJHarnessRacing



RISE Digital, Harness Racing Australia nor the provider accepts any responsibility for the completeness or accuracy of any of the information contained herein, and makes no representations about its suitability for any particular purpose. Users should make their own judgements about those matters and/or seek independent advice. You assume all risks associated with use of data provided on this page

Northam Race 3 Distance 2190m

Saturday, 5 April 2025


Gross Time: 2:45.20 MileRate: 2:01.40 LeadTime: 44.50s First Qtr: 31.50s Second Qtr: 30.80s Third Qtr: 29.30s Fourth Qtr: 29.10s

DATA TABLE: 800 / 400 Posi's are position from leader and (how wide the horse was at that position)

No	Horse	Plc	Mar	800 Posi	400 Posi	Time	3rd Qtr	4th Qt
6	Rockability	1	0.0m	6.6m (1)	0.0m (2)	2:45.20	28.82s	29.10s
5	Having Fun	2	3.7m	14.6m (1)	4.2m (2)	2:45.48	28.54s	29.06s
8	Tommy Price	3	9.9m	2.6m (1)	1.2m (1)	2:45.96	29.20s	29.73s
9	Local Resident	4	10.6m	10.6m (1)	6.2m (1)	2:46.01	28.98s	29.42s
1	Cretaceous	5	12.9m	4.8m (0)	6.6m (0)	2:46.18	29.43s	29.56s
2	Miss Knowall	6	20.0m	0.0m (0)	2.0m (0)	2:46.73	29.45s	30.40s
7	Codename Elliot	7	23.2m	13.2m (0)	9.8m (2)	2:46.97	29.06s	30.07s
3	Sun And Sand	8	24.2m	8.8m (0)	11.4m (1)	2:47.05	29.49s	30.03s
4	Merlins Illusion	9	51.1m	17.4m (0)	29.6m (0)	2:49.10	30.19s	30.66s

Finish Position and metres gained

First Arrow shows distance gain/loss from 2nd Qtr to 3rd Qtr,
Second Arrow shows distance gain/loss from 3rd Qtr to Finish
Blue arrow indicates best gain in these quarters.



800

Visual positions in race at 2nd Quarter



400

Visual positions in race at 3rd Quarter



Powered by



Harness Analyser

Sectional Analysis Software

Not just form | Free Trial

www.facebook.com/PJHarnessRacing



RISE Digital, Harness Racing Australia nor the provider accepts any responsibility for the completeness or accuracy of any of the information contained herein, and makes no representations about its suitability for any particular purpose. Users should make their own judgements about those matters and/or seek independent advice. You assume all risks associated with use of data provided on this page

Northam Race 4 Distance 2190m

Saturday, 5 April 2025

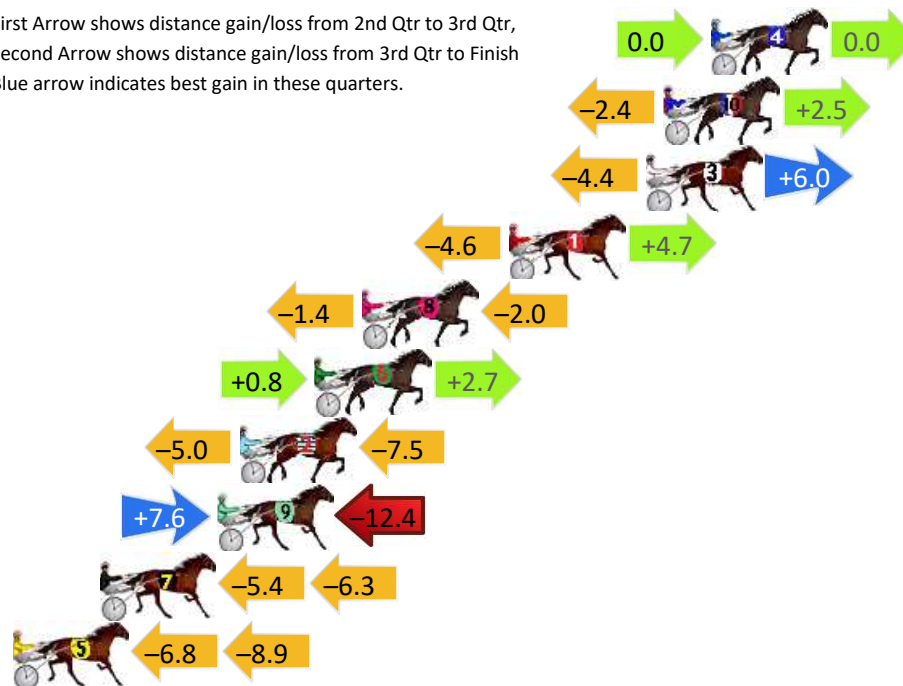
Gross Time: 2:44.30 MileRate: 2:00.80 LeadTime: 45.40s First Qtr: 31.90s Second Qtr: 30.40s Third Qtr: 28.30s Fourth Qtr: 28.30s

DATA TABLE: 800 / 400 Posi's are position from leader and (how wide the horse was at that position)

No	Horse	Plc	Mar	800 Posi	400 Posi	Time	3rd Qtr	4th Qt
4	Captain Said So	1	0.0m	0.0m (0)	0.0m (0)	2:44.30	28.30s	28.30s
10	Arionrock	2	1.9m	2.0m (1)	4.4m (1)	2:44.44	28.47s	28.12s
3	Ya Bettor Followme	3	2.6m	4.2m (0)	8.6m (0)	2:44.49	28.61s	27.88s
1	Second Amendment	4	8.1m	8.2m (0)	12.8m (0)	2:44.90	28.62s	27.97s
8	Sukhovey Windstorm	5	14.0m	10.6m (1)	12.0m (2)	2:45.34	28.40s	28.44s
6	American Monarch	6	15.9m	19.4m (1)	18.6m (2)	2:45.48	28.24s	28.11s
2	Classnsmart	7	18.9m	6.4m (1)	11.4m (1)	2:45.71	28.65s	28.83s
9	Beyond Bling	8	19.8m	15.0m (1)	7.4m (2)	2:45.77	27.77s	29.17s
7	Betterthan Secret	9	24.5m	12.8m (0)	18.2m (0)	2:46.12	28.68s	28.74s
5	Lets Rock Tonight	10	32.5m	16.8m (0)	23.6m (0)	2:46.72	28.78s	28.93s

Finish Position and metres gained

First Arrow shows distance gain/loss from 2nd Qtr to 3rd Qtr, Second Arrow shows distance gain/loss from 3rd Qtr to Finish
Blue arrow indicates best gain in these quarters.



800

Visual positions in race at 2nd Quarter



400

Visual positions in race at 3rd Quarter



Powered by



Harness Analyser

Sectional Analysis Software

Not just form | Free Trial

www.facebook.com/PJHarnessRacing



RISE Digital, Harness Racing Australia nor the provider accepts any responsibility for the completeness or accuracy of any of the information contained herein, and makes no representations about its suitability for any particular purpose. Users should make their own judgements about those matters and/or seek independent advice. You assume all risks associated with use of data provided on this page

Northam Race 5 Distance 2560m

Saturday, 5 April 2025



Gross Time: 3:15.90 MileRate: 2:01.70 LeadTime: 76.10s First Qtr: 31.50s Second Qtr: 29.40s Third Qtr: 28.70s Fourth Qtr: 30.20s

DATA TABLE: 800 / 400 Posi's are position from leader and (how wide the horse was at that position)

No	Horse	Plc	Mar	800 Posi	400 Posi	Time	3rd Qtr	4th Qt
10	Grevis	1	0.0m	3.0m (1)	0.0m (0)	3:15.90	28.48s	30.20s
5	Barbados	2	2.0m	0.0m (0)	8.4m (0)	3:16.06	29.33s	29.72s
2	Goodonya Mate	3	7.7m	8.2m (0)	14.2m (0)	3:16.51	29.15s	29.71s
3	Rising Spirit	4	7.9m	12.8m (0)	20.0m (0)	3:16.52	29.25s	29.29s
8	Mega Mach	5	17.6m	17.4m (0)	22.8m (1)	3:17.29	29.11s	29.81s
12	Vintage Blu	6	19.4m	7.0m (1)	15.4m (2)	3:17.43	29.31s	30.50s
11	Gota Good Warhol	7	23.9m	11.2m (1)	18.8m (1)	3:17.79	29.25s	30.58s
1	Bramante Steps	8	27.1m	21.4m (1)	28.4m (1)	3:18.04	29.21s	30.10s
6	Your Grace	9	31.5m	4.2m (0)	13.8m (1)	3:18.39	29.37s	31.53s
9	Isaidboo	10	47.1m	16.0m (1)	25.6m (2)	3:19.62	29.36s	31.81s
4	Jack Mannix	11	53.1m	22.2m (0)	31.8m (0)	3:20.10	29.36s	31.80s
7	Crowded Reactor	12	432.4m	260.0m (0)	350.0m (0)	3:50.09	35.14s	36.39s

Finish Position and metres gained

First Arrow shows distance gain/loss from 2nd Qtr to 3rd Qtr, Second Arrow shows distance gain/loss from 3rd Qtr to Finish Blue arrow indicates best gain in these quarters.



Northam Race 6 Distance 2190m

Saturday, 5 April 2025



Gross Time: 2:44.50 MileRate: 2:00.90 LeadTime: 44.90s First Qtr: 30.80s Second Qtr: 29.80s Third Qtr: 29.30s Fourth Qtr: 29.70s

DATA TABLE: 800 / 400 Posi's are position from leader and (how wide the horse was at that position)

No	Horse	Plc	Mar	800 Posi	400 Posi	Time	3rd Qtr	4th Qt
2	Jamie Kim	1	0.0m	0.0m (0)	0.0m (0)	2:44.50	29.30s	29.70s
1	The Whizzer	2	2.5m	4.6m (0)	4.2m (0)	2:44.69	29.27s	29.57s
9	Rocknroll Train	3	4.4m	13.0m (1)	3.2m (2)	2:44.84	28.58s	29.79s
5	Rockin The Trend	4	5.4m	17.2m (1)	11.6m (1)	2:44.92	28.89s	29.24s
7	Elephant Rock	5	7.6m	9.6m (0)	4.6m (1)	2:45.09	28.93s	29.92s
4	Sports Central	6	21.6m	18.2m (0)	23.2m (1)	2:46.18	29.67s	29.58s
3	Kia Ora Lou	7	24.6m	5.0m (1)	12.0m (0)	2:46.41	29.81s	30.63s
8	Heavenly Bliss	8	28.8m	9.0m (1)	17.4m (1)	2:46.74	29.91s	30.54s
6	Synchronizer	9	31.2m	21.4m (1)	21.8m (2)	2:46.93	29.32s	30.39s
10	Sleek And Sweet	10	68.2m	14.0m (0)	17.8m (0)	2:49.81	29.55s	33.42s


Finish Position and metres gained

First Arrow shows distance gain/loss from 2nd Qtr to 3rd Qtr,
Second Arrow shows distance gain/loss from 3rd Qtr to Finish
Blue arrow indicates best gain in these quarters.



800

Visual positions in race at 2nd Quarter



400

Visual positions in race at 3rd Quarter



Powered by



Harness Analyser

Sectional Analysis Software

Not just form | Free Trial

www.facebook.com/PJHarnessRacing



RISE Digital, Harness Racing Australia nor the provider accepts any responsibility for the completeness or accuracy of any of the information contained herein, and makes no representations about its suitability for any particular purpose. Users should make their own judgements about those matters and/or seek independent advice. You assume all risks associated with use of data provided on this page