

# Gloucester Park Race 1 Distance 2130m

Friday, 4 April 2025

Gross Time: 2:35.10

MileRate: 1:57.20

LeadTime: 37.90s

First Qtr: 31.00s

Second Qtr: 29.40s

Third Qtr: 28.90s

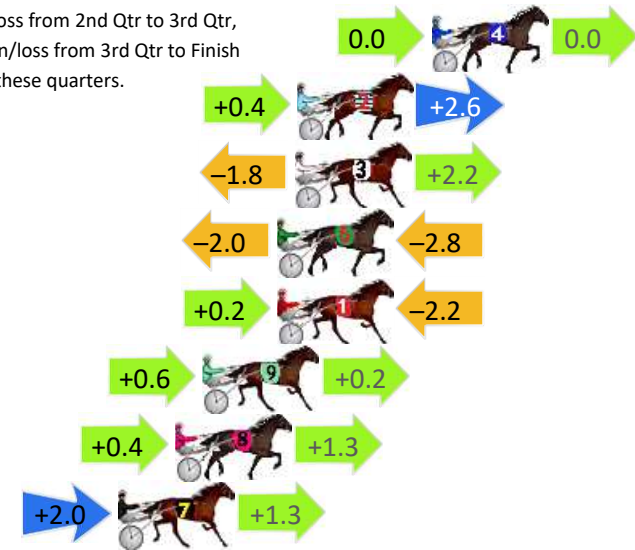
Fourth Qtr: 27.90s

DATA TABLE: 800 / 400 Posi's are position from leader and (how wide the horse was at that position)

NoHorse	Plc	Mar	800 Posi	400 Posi	Time	3rd Qtr	4th Qt
4 Hugotastic	1	0.0m	0.0m (0)	0.0m (0)	2:35.10	28.90s	27.90s
2 Ideal Muscle	2	5.4m	8.4m (0)	8.0m (1)	2:35.50	28.86s	27.73s
3 Callmewhatuwant	3	5.5m	5.9m (1)	7.7m (2)	2:35.50	29.02s	27.76s
6 Montana D J	4	6.2m	1.4m (1)	3.4m (1)	2:35.55	29.04s	28.11s
1 Chasing Hill	5	6.2m	4.2m (0)	4.0m (0)	2:35.55	28.88s	28.07s
9 Menemsha	6	9.2m	10.0m (1)	9.4m (3)	2:35.77	28.85s	27.91s
8 Rock Me Over	7	10.3m	12.0m (0)	11.6m (0)	2:35.86	28.86s	27.84s
7 Ira Poole	8	12.6m	15.9m (0)	13.9m (1)	2:36.02	28.74s	27.84s

## Finish Position and metres gained

First Arrow shows distance gain/loss from 2nd Qtr to 3rd Qtr,  
Second Arrow shows distance gain/loss from 3rd Qtr to Finish  
Blue arrow indicates best gain in these quarters.



800

Visual positions in race at 2nd Quarter



400

Visual positions in race at 3rd Quarter



Powered by



Harness Analyser

Sectional Analysis Software

Not just form | Free Trial

[www.facebook.com/PJHarnessRacing](http://www.facebook.com/PJHarnessRacing)



RISE Digital, Harness Racing Australia nor the provider accepts any responsibility for the completeness or accuracy of any of the information contained herein, and makes no representations about its suitability for any particular purpose. Users should make their own judgements about those matters and/or seek independent advice. You assume all risks associated with use of data provided on this page

# Gloucester Park Race 2 Distance 2130m

Friday, 4 April 2025

Gross Time: 2:37.00

MileRate: 1:58.60

LeadTime: 37.30s

First Qtr: 31.50s

Second Qtr: 31.90s

Third Qtr: 28.80s


Fourth Qtr: 27.50s

DATA TABLE: 800 / 400 Posi's are position from leader and (how wide the horse was at that position)

NoHorse	Plc	Mar	800 Posi	400 Posi	Time	3rd Qtr	4th Qt
3 Blameitonthenight	1	0.0m	0.0m (0)	0.0m (0)	2:37.00	28.80s	27.50s
9 Greatgreat Boulder	2	8.1m	19.3m (1)	9.5m (2)	2:37.59	28.08s	27.42s
5 Adda Spoilt Major	3	11.8m	10.9m (1)	11.5m (1)	2:37.85	28.82s	27.55s
12 Cee Dee Three	4	13.1m	14.8m (1)	5.5m (2)	2:37.95	28.12s	28.06s
8 Hes Never Been Beta	5	13.4m	2.5m (1)	3.2m (1)	2:37.97	28.84s	28.25s
7 Lord Titanium	6	14.4m	22.4m (0)	14.6m (2)	2:38.04	28.22s	27.52s
6 Major Freeway	7	16.7m	17.0m (0)	16.6m (1)	2:38.21	28.74s	27.55s
2 Relatively Arma	8	17.2m	6.7m (1)	7.2m (1)	2:38.24	28.82s	28.24s
1 Alfredi	9	17.5m	4.2m (0)	4.3m (0)	2:38.27	28.80s	28.47s
10 Feeling Aces	10	18.2m	8.4m (0)	8.9m (0)	2:38.32	28.82s	28.20s
11 World Secret	11	21.5m	12.6m (0)	13.4m (0)	2:38.56	28.84s	28.12s
4 Allwood Mach	12	31.5m	23.2m (1)	22.0m (1)	2:39.28	28.68s	28.24s

## Finish Position and metres gained

First Arrow shows distance gain/loss from 2nd Qtr to 3rd Qtr,  
Second Arrow shows distance gain/loss from 3rd Qtr to Finish  
Blue arrow indicates best gain in these quarters.



800

Visual positions in race at 2nd Quarter



400

Visual positions in race at 3rd Quarter



Powered by



Harness Analyser

Sectional Analysis Software

Not just form | Free Trial

[www.facebook.com/PJHarnessRacing](http://www.facebook.com/PJHarnessRacing)



RISE Digital, Harness Racing Australia nor the provider accepts any responsibility for the completeness or accuracy of any of the information contained herein, and makes no representations about its suitability for any particular purpose. Users should make their own judgements about those matters and/or seek independent advice. You assume all risks associated with use of data provided on this page

# Gloucester Park Race 3 Distance 2130m

Friday, 4 April 2025


Gross Time: 2:35.60 MileRate: 1:57.50 LeadTime: 37.80s First Qtr: 31.60s Second Qtr: 30.20s Third Qtr: 28.50s Fourth Qtr: 27.50s

DATA TABLE: 800 / 400 Posi's are position from leader and (how wide the horse was at that position)

NoHorse	Plc	Mar	800 Posi	400 Posi	Time	3rd Qtr	4th Qt
8 Spyglass	1	0.0m	0.0m (0)	0.0m (0)	2:35.60	28.50s	27.50s
10 Mikis Beach	2	11.8m	8.5m (0)	4.7m (2)	2:36.45	28.22s	28.03s
1 Sista Sammy	3	11.9m	4.2m (0)	4.3m (0)	2:36.46	28.50s	28.06s
5 Onesmartfella	4	15.6m	16.7m (0)	12.4m (0)	2:36.73	28.18s	27.77s
11 Princess Katie	5	16.0m	12.7m (0)	8.3m (0)	2:36.76	28.18s	28.08s
9 Maungatahi	6	17.7m	11.6m (1)	9.8m (1)	2:36.88	28.36s	28.10s
6 Winegum	7	17.9m	24.0m (0)	16.7m (0)	2:36.90	27.96s	27.64s
4 Mister Piccolo	8	19.6m	19.8m (1)	17.3m (1)	2:37.02	28.30s	27.72s
7 Jackpot Joe	9	27.0m	7.1m (1)	14.4m (2)	2:37.55	29.00s	28.45s
3 Mikipelo	10	28.2m	15.5m (1)	18.7m (2)	2:37.64	28.70s	28.24s
12 Frisky Styx	11	31.5m	2.8m (1)	5.2m (1)	2:37.88	28.66s	29.42s

## Finish Position and metres gained

First Arrow shows distance gain/loss from 2nd Qtr to 3rd Qtr,  
Second Arrow shows distance gain/loss from 3rd Qtr to Finish  
Blue arrow indicates best gain in these quarters.



800

Visual positions in race at 2nd Quarter



400

Visual positions in race at 3rd Quarter



Powered by



Harness Analyser

Sectional Analysis Software

Not just form | Free Trial

[www.facebook.com/PJHarnessRacing](http://www.facebook.com/PJHarnessRacing)



RISE Digital, Harness Racing Australia nor the provider accepts any responsibility for the completeness or accuracy of any of the information contained herein, and makes no representations about its suitability for any particular purpose. Users should make their own judgements about those matters and/or seek independent advice. You assume all risks associated with use of data provided on this page

# Gloucester Park Race 4 Distance 2130m

Friday, 4 April 2025

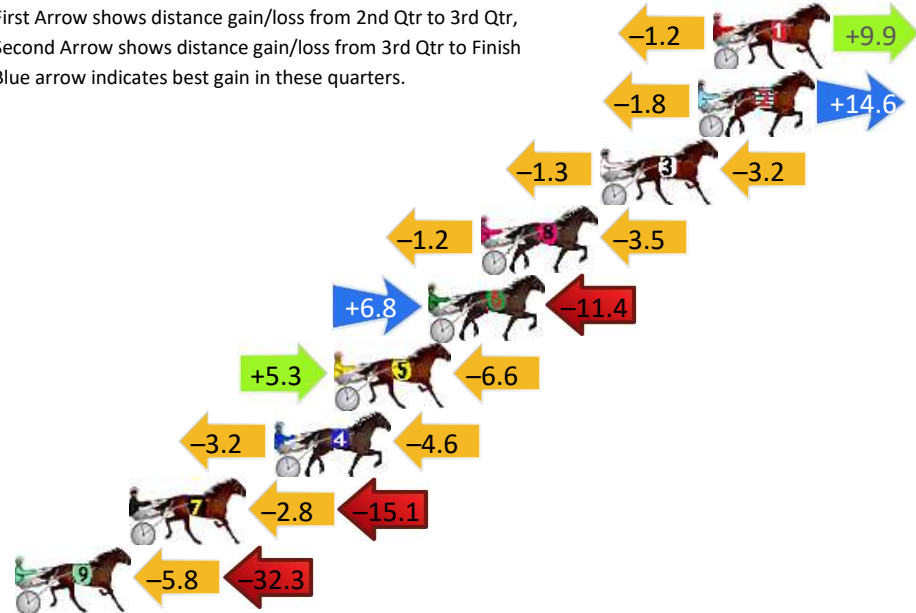
Gross Time: 2:33.50 MileRate: 1:55.90 LeadTime: 36.10s First Qtr: 28.30s Second Qtr: 31.10s Third Qtr: 29.50s Fourth Qtr: 28.50s

DATA TABLE: 800 / 400 Posi's are position from leader and (how wide the horse was at that position)

NoHorse	Plc	Mar	800 Posi	400 Posi	Time	3rd Qtr	4th Qt
1 Wonderful To Fly	1	0.0m	8.7m (0)	9.9m (0)	2:33.50	29.58s	27.78s
2 Little Darling	2	0.6m	13.4m (0)	15.2m (0)	2:33.54	29.62s	27.45s
3 Aardiebytheseaside	3	4.5m	0.0m (0)	1.3m (0)	2:33.84	29.60s	28.74s
8 Sangue Reale	4	9.3m	4.6m (0)	5.8m (0)	2:34.20	29.58s	28.78s
6 El Chema	5	11.4m	6.8m (2)	0.0m (1)	2:34.35	29.00s	29.35s
5 The Miki Taker	6	15.2m	13.9m (1)	8.6m (3)	2:34.64	29.10s	29.02s
4 Blitzembye	7	17.6m	9.8m (1)	13.0m (2)	2:34.82	29.72s	28.88s
7 Talks Up A Storm	8	23.4m	5.5m (1)	8.3m (2)	2:35.25	29.70s	29.65s
9 Gee Heza Sport	9	38.4m	0.3m (1)	6.1m (1)	2:36.37	29.92s	30.94s

## Finish Position and metres gained

First Arrow shows distance gain/loss from 2nd Qtr to 3rd Qtr,  
Second Arrow shows distance gain/loss from 3rd Qtr to Finish  
Blue arrow indicates best gain in these quarters.



800

Visual positions in race at 2nd Quarter



400

Visual positions in race at 3rd Quarter



Powered by



Harness Analyser

Sectional Analysis Software

Not just form | Free Trial

[www.facebook.com/PJHarnessRacing](http://www.facebook.com/PJHarnessRacing)



RISE Digital, Harness Racing Australia nor the provider accepts any responsibility for the completeness or accuracy of any of the information contained herein, and makes no representations about its suitability for any particular purpose. Users should make their own judgements about those matters and/or seek independent advice. You assume all risks associated with use of data provided on this page



# Gloucester Park Race 5 Distance 2503m

Friday, 4 April 2025

Gross Time: 3:07.30

MileRate: 1:59.00

LeadTime: 69.20s

First Qtr: 30.60s

Second Qtr: 29.00s

Third Qtr: 29.30s


Fourth Qtr: 29.20s

DATA TABLE: 800 / 400 Posi's are position from leader and (how wide the horse was at that position)

NoHorse	Plc	Mar	800 Posi	400 Posi	Time	3rd Qtr	4th Qt
9 Penny Black	1	0.0m	13.6m (1)	14.3m (1)	3:07.30	29.36s	28.16s
5 Chilli Punter	2	3.8m	8.3m (0)	8.8m (0)	3:07.59	29.34s	28.85s
8 Water Lou	3	5.4m	0.0m (0)	0.0m (0)	3:07.71	29.30s	29.61s
4 Sweet Vivienne	4	14.0m	17.8m (1)	10.2m (2)	3:08.37	28.76s	29.53s
2 Minor Catastrophe	5	18.7m	4.4m (0)	4.7m (0)	3:08.73	29.32s	30.29s
3 Fleur Du Maquis	6	26.2m	13.6m (0)	3.6m (1)	3:09.31	28.58s	30.94s
7 Jill Mach	7	34.8m	21.1m (0)	22.3m (0)	3:09.97	29.40s	30.25s
6 Acushla Machree	8	35.6m	9.7m (1)	8.8m (1)	3:10.03	29.24s	31.28s

## Finish Position and metres gained

First Arrow shows distance gain/loss from 2nd Qtr to 3rd Qtr,  
Second Arrow shows distance gain/loss from 3rd Qtr to Finish  
Blue arrow indicates best gain in these quarters.



800

Visual positions in race at 2nd Quarter



400

Visual positions in race at 3rd Quarter



Powered by



Harness Analyser

Sectional Analysis Software

Not just form | Free Trial

[www.facebook.com/PJHarnessRacing](http://www.facebook.com/PJHarnessRacing)



RISE Digital, Harness Racing Australia nor the provider accepts any responsibility for the completeness or accuracy of any of the information contained herein, and makes no representations about its suitability for any particular purpose. Users should make their own judgements about those matters and/or seek independent advice. You assume all risks associated with use of data provided on this page

# Gloucester Park Race 6 Distance 2130m

Friday, 4 April 2025

Gross Time: 2:34.50

MileRate: 1:56.70

LeadTime: 36.70s

First Qtr: 31.40s

Second Qtr: 29.80s

Third Qtr: 28.00s

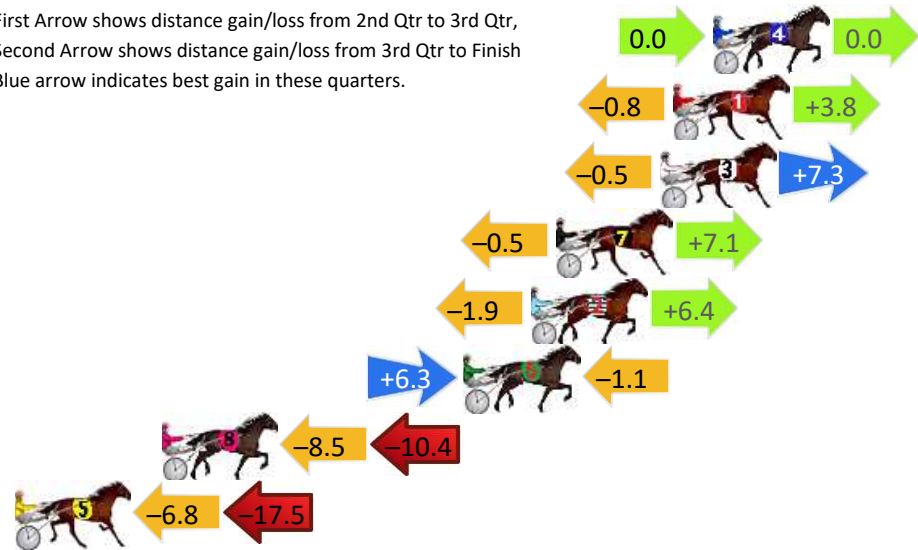
Fourth Qtr: 28.60s

DATA TABLE: 800 / 400 Posi's are position from leader and (how wide the horse was at that position)

NoHorse	Plc	Mar	800 Posi	400 Posi	Time	3rd Qtr	4th Qt
4 Hoppys Way	1	0.0m	0.0m (0)	0.0m (0)	2:34.50	28.00s	28.60s
1 Ragazzo Mach	2	1.6m	4.6m (0)	5.4m (0)	2:34.62	28.06s	28.34s
3 Faster Than Dad	3	2.1m	8.9m (0)	9.4m (0)	2:34.66	28.04s	28.10s
7 Paul Edward	4	6.3m	12.9m (0)	13.4m (0)	2:34.97	28.04s	28.13s
2 Star Casino	5	7.3m	11.8m (1)	13.7m (3)	2:35.05	28.15s	28.18s
6 Rolling Fire	6	10.0m	15.2m (2)	8.9m (2)	2:35.25	27.56s	28.73s
8 Hillview Bondi	7	22.1m	3.2m (1)	11.7m (1)	2:36.16	28.60s	29.44s
5 Rockandrollartist	8	31.8m	7.5m (1)	14.3m (2)	2:36.89	28.48s	29.98s

## Finish Position and metres gained

First Arrow shows distance gain/loss from 2nd Qtr to 3rd Qtr,  
Second Arrow shows distance gain/loss from 3rd Qtr to Finish  
Blue arrow indicates best gain in these quarters.



800

Visual positions in race at 2nd Quarter



400

Visual positions in race at 3rd Quarter



Powered by



Harness Analyser

Sectional Analysis Software

Not just form | Free Trial

[www.facebook.com/PJHarnessRacing](http://www.facebook.com/PJHarnessRacing)



RISE Digital, Harness Racing Australia nor the provider accepts any responsibility for the completeness or accuracy of any of the information contained herein, and makes no representations about its suitability for any particular purpose. Users should make their own judgements about those matters and/or seek independent advice. You assume all risks associated with use of data provided on this page

# Gloucester Park Race 7 Distance 2130m

Friday, 4 April 2025

Gross Time: 2:34.50

MileRate: 1:56.70

LeadTime: 35.50s

First Qtr: 31.90s

Second Qtr: 30.30s

Third Qtr: 29.20s

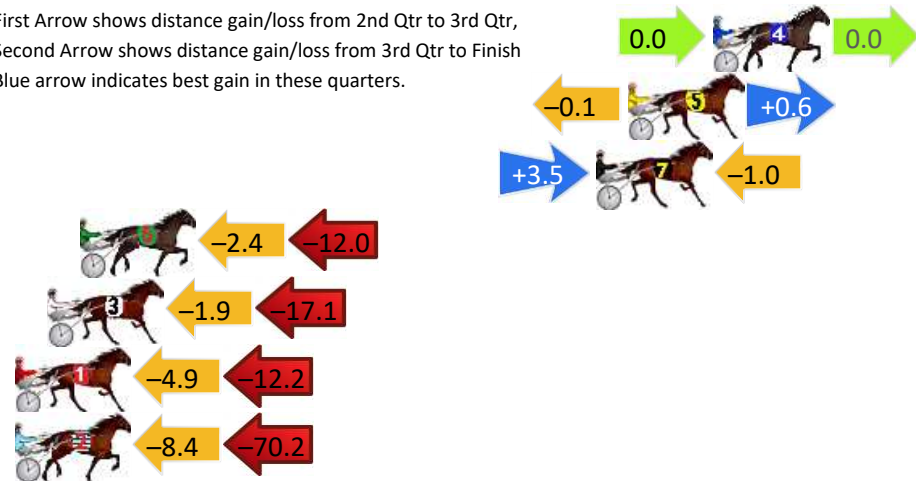
Fourth Qtr: 27.60s

DATA TABLE: 800 / 400 Posi's are position from leader and (how wide the horse was at that position)

NoHorse	Plc	Mar	800 Posi	400 Posi	Time	3rd Qtr	4th Qt
4 Fakenit	1	0.0m	0.0m (0)	0.0m (0)	2:34.50	29.20s	27.60s
5 Ruby Lou	2	3.4m	3.9m (0)	4.0m (0)	2:34.75	29.20s	27.57s
7 Delulu	3	4.7m	7.2m (1)	3.7m (1)	2:34.84	28.94s	27.68s
6 Wicked Lover	4	25.4m	11.0m (1)	13.4m (2)	2:36.34	29.34s	28.50s
3 Gelsomino Amal	5	26.7m	7.7m (0)	9.6m (0)	2:36.44	29.32s	28.86s
1 Major Typhoon	6	29.2m	12.1m (0)	17.0m (0)	2:36.62	29.52s	28.52s
2 Finuala	7	81.9m	3.3m (1)	11.7m (1)	2:40.45	29.78s	32.73s

## Finish Position and metres gained

First Arrow shows distance gain/loss from 2nd Qtr to 3rd Qtr,  
Second Arrow shows distance gain/loss from 3rd Qtr to Finish  
Blue arrow indicates best gain in these quarters.



800

Visual positions in race at 2nd Quarter



400

Visual positions in race at 3rd Quarter



Powered by



Harness Analyser

Sectional Analysis Software

Not just form | Free Trial

[www.facebook.com/PJHarnessRacing](http://www.facebook.com/PJHarnessRacing)



RISE Digital, Harness Racing Australia nor the provider accepts any responsibility for the completeness or accuracy of any of the information contained herein, and makes no representations about its suitability for any particular purpose. Users should make their own judgements about those matters and/or seek independent advice. You assume all risks associated with use of data provided on this page

# Gloucester Park Race 8 Distance 2130m

Friday, 4 April 2025

Gross Time: 2:35.80

MileRate: 1:57.70

LeadTime: 36.60s

First Qtr: 32.50s

Second Qtr: 29.70s

Third Qtr: 28.90s

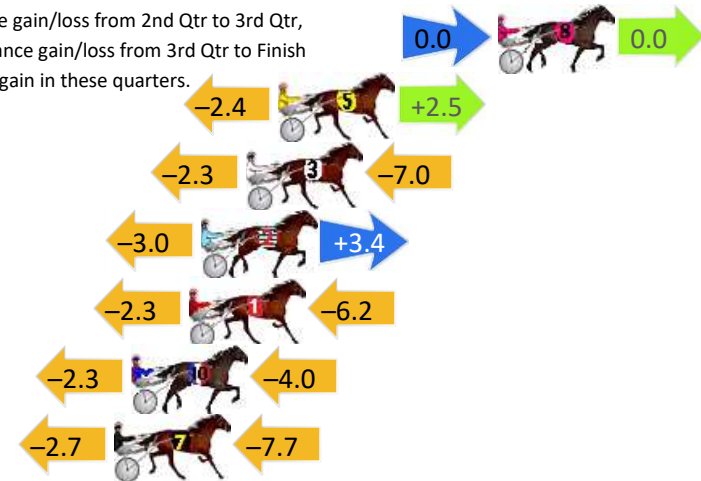
Fourth Qtr: 28.10s

DATA TABLE: 800 / 400 Posi's are position from leader and (how wide the horse was at that position)

NoHorse	Plc	Mar	800 Posi	400 Posi	Time	3rd Qtr	4th Qt
8 My Watchlist	1	0.0m	0.0m (0)	0.0m (0)	2:35.80	28.90s	28.10s
5 Kurious Boy	2	8.8m	8.9m (1)	11.3m (1)	2:36.45	29.06s	27.95s
3 Quinton	3	10.1m	0.8m (1)	3.1m (1)	2:36.55	29.06s	28.62s
2 Navy Street	4	11.9m	12.3m (0)	15.3m (0)	2:36.68	29.10s	27.90s
1 Chaco Eagle	5	12.4m	3.9m (0)	6.2m (0)	2:36.72	29.06s	28.58s
10 Acuto	6	14.7m	8.4m (0)	10.7m (0)	2:36.89	29.06s	28.43s
7 Sugar Apple	7	15.4m	5.0m (1)	7.7m (1)	2:36.94	29.08s	28.70s

## Finish Position and metres gained

First Arrow shows distance gain/loss from 2nd Qtr to 3rd Qtr,  
Second Arrow shows distance gain/loss from 3rd Qtr to Finish  
Blue arrow indicates best gain in these quarters.



800

Visual positions in race at 2nd Quarter



400

Visual positions in race at 3rd Quarter



Powered by



Harness Analyser

Sectional Analysis Software

Not just form | Free Trial

[www.facebook.com/PJHarnessRacing](http://www.facebook.com/PJHarnessRacing)



RISE Digital, Harness Racing Australia nor the provider accepts any responsibility for the completeness or accuracy of any of the information contained herein, and makes no representations about its suitability for any particular purpose. Users should make their own judgements about those matters and/or seek independent advice. You assume all risks associated with use of data provided on this page