

Gloucester Park Race 1 Distance 2130m

Friday, 24 January 2025

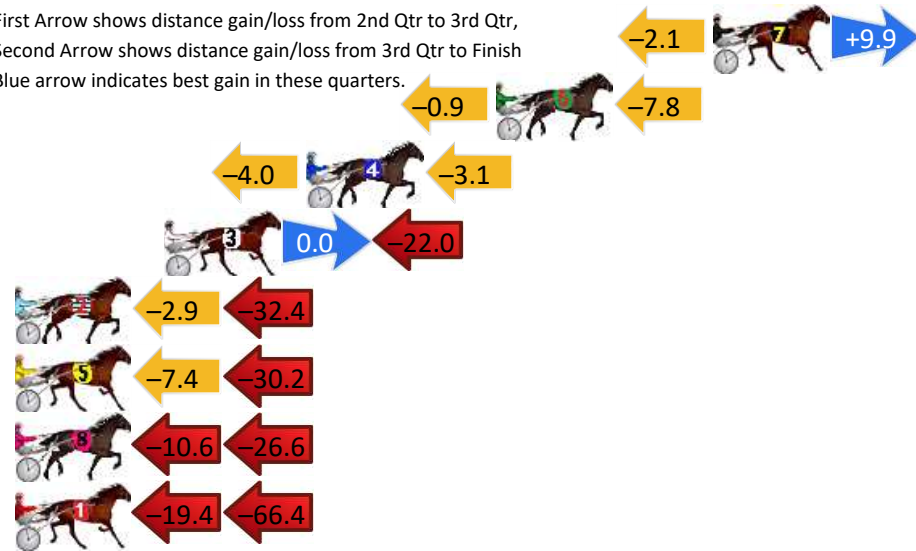
Gross Time: 2:33.50 MileRate: 1:56.00 LeadTime: 36.40s First Qtr: 30.30s Second Qtr: 29.30s Third Qtr: 29.00s Fourth Qtr: 28.50s

DATA TABLE: 800 / 400 Posi's are position from leader and (how wide the horse was at that position)

NoHorse	Plc	Mar	800 Posi	400 Posi	Time	3rd Qtr	4th Qt
7 THELITTLE MASTER	1	0.0m	7.8m (1)	9.9m (1)	2:33.50	29.14s	27.80s
6 MISTER MACEDON	2	8.7m	0.0m (1)	0.9m (1)	2:34.15	29.06s	29.09s
4 MY LITTLE BIG MAN	3	16.3m	9.2m (0)	13.2m (0)	2:34.72	29.28s	28.78s
3 HI SUGA RUSH	4	22.0m	0.0m (0)	0.0m (0)	2:35.15	29.00s	30.15s
2 MASTER LEIGHTON	5	39.2m	3.9m (1)	6.8m (0)	2:36.43	29.20s	30.95s
5 SOHO GIGOLO	6	51.2m	13.6m (0)	21.0m (1)	2:37.33	29.52s	30.83s
8 THE CHEDDARNATOR	7	56.6m	19.4m (0)	30.0m (0)	2:37.74	29.74s	30.60s
1 MERAUVIGLIA	8	90.5m	4.7m (0)	24.1m (0)	2:40.27	30.38s	33.55s

Finish Position and metres gained

First Arrow shows distance gain/loss from 2nd Qtr to 3rd Qtr, Second Arrow shows distance gain/loss from 3rd Qtr to Finish
Blue arrow indicates best gain in these quarters.



800

Visual positions in race at 2nd Quarter



400

Visual positions in race at 3rd Quarter



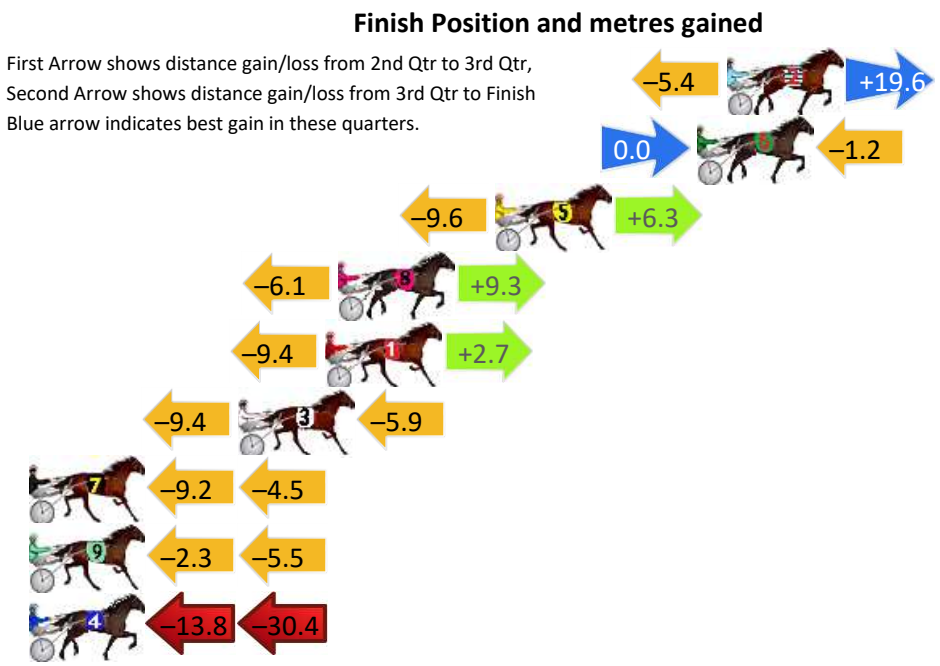
Gloucester Park Race 2 Distance 2130m

Friday, 24 January 2025


Gross Time: 2:34.30 MileRate: 1:56.60 LeadTime: 36.50s First Qtr: 29.40s Second Qtr: 28.30s Third Qtr: 29.30s Fourth Qtr: 30.80s

DATA TABLE: 800 / 400 Posi's are position from leader and (how wide the horse was at that position)

No	Horse	Plc	Mar	800 Posi	400 Posi	Time	3rd Qtr	4th Qt
2	MACHLANI	1	0.0m	14.2m (0)	19.6m (2)	2:34.30	29.76s	29.34s
6	BLAZE COOPS	2	1.2m	0.0m (0)	0.0m (0)	2:34.40	29.30s	30.90s
5	MAJOR JAY	3	9.3m	6.0m (2)	15.6m (1)	2:35.05	30.04s	30.39s
8	MIDDLEPAGE	4	15.6m	18.8m (0)	24.9m (1)	2:35.56	29.84s	30.19s
1	BRULEE	5	16.1m	9.4m (0)	18.8m (0)	2:35.60	30.04s	30.70s
3	ALWAYSBRANK	6	19.6m	4.3m (0)	13.7m (0)	2:35.88	30.02s	31.36s
7	COOPER	7	31.3m	17.6m (1)	26.8m (2)	2:36.82	30.06s	31.32s
9	FRANKLIN DELANO	8	31.7m	23.9m (0)	26.2m (0)	2:36.85	29.58s	31.39s
4	MAJOR FREEWAY	9	50.5m	6.3m (1)	20.1m (1)	2:38.37	30.36s	33.37s



Visual positions in race at 2nd Quarter



Visual positions in race at 3rd Quarter

Gloucester Park Race 3 Distance 2130m

Friday, 24 January 2025


Gross Time: 2:33.30 MileRate: 1:55.80 LeadTime: 37.00s First Qtr: 30.60s Second Qtr: 28.40s Third Qtr: 28.20s Fourth Qtr: 29.10s

DATA TABLE: 800 / 400 Posi's are position from leader and (how wide the horse was at that position)

No	Horse	Plc	Mar	800 Posi	400 Posi	Time	3rd Qtr	4th Qt
7	ROCKANDROLLARTIS T	1	0.0m	0.0m (0)	0.0m (0)	2:33.30	28.20s	29.10s
8	HIGH PRICE	2	3.7m	17.4m (0)	16.9m (2)	2:33.58	28.18s	28.18s
9	STORYTELLER	3	6.0m	21.4m (0)	16.3m (1)	2:33.76	27.86s	28.40s
5	LETS GET ROCKIN	4	7.8m	13.4m (1)	12.7m (2)	2:33.90	28.16s	28.79s
6	HILLVIEW BONDI	5	9.4m	0.3m (1)	3.4m (1)	2:34.02	28.42s	29.58s
1	NAVY STREET	6	11.9m	4.3m (0)	5.6m (0)	2:34.21	28.30s	29.61s
4	TRAVELBAN	7	12.6m	4.9m (1)	7.9m (1)	2:34.26	28.42s	29.50s
10	REGAL CHEVAL	8	12.9m	8.3m (0)	10.1m (0)	2:34.28	28.34s	29.36s
3	CLASSIC CHOICE	9	16.8m	9.1m (1)	12.1m (1)	2:34.58	28.42s	29.52s
2	GALAXY WARRIOR	10	17.0m	12.6m (0)	15.7m (0)	2:34.60	28.44s	29.28s

Finish Position and metres gained

First Arrow shows distance gain/loss from 2nd Qtr to 3rd Qtr, Second Arrow shows distance gain/loss from 3rd Qtr to Finish Blue arrow indicates best gain in these quarters.



800

Visual positions in race at 2nd Quarter



400

Visual positions in race at 3rd Quarter



Gloucester Park Race 4 Distance 2536m

Friday, 24 January 2025

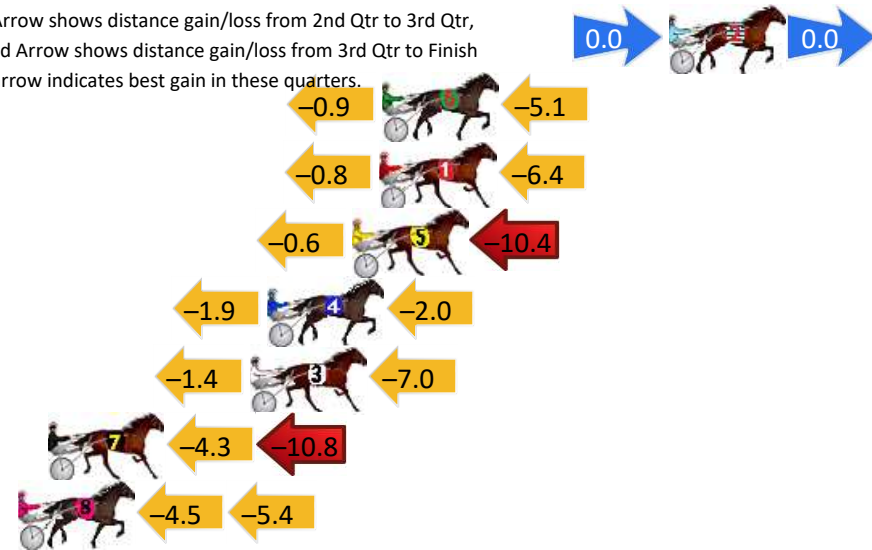
Gross Time: 3:05.10 MileRate: 1:57.50 LeadTime: 70.90s First Qtr: 30.00s Second Qtr: 28.30s Third Qtr: 27.80s Fourth Qtr: 28.10s

DATA TABLE: 800 / 400 Posi's are position from leader and (how wide the horse was at that position)

NoHorse	Plc	Mar	800 Posi	400 Posi	Time	3rd Qtr	4th Qt
2 LAVRA JOE	1	0.0m	0.0m (0)	0.0m (0)	3:05.10	27.80s	28.10s
6 MACHNIFICENT	2	11.5m	5.5m (1)	6.4m (1)	3:05.95	27.86s	28.51s
1 ACHARNE GIRL	3	11.6m	4.4m (0)	5.2m (0)	3:05.96	27.86s	28.60s
5 SWINGBAND	4	12.7m	1.7m (1)	2.3m (1)	3:06.04	27.84s	28.88s
4 TO FAST TO SERIOUS	5	16.1m	12.2m (0)	14.1m (0)	3:06.29	27.94s	28.31s
3 CHAL PATCH	6	16.8m	8.4m (0)	9.8m (0)	3:06.34	27.90s	28.66s
7 ELDAYTONA	7	24.9m	9.8m (1)	14.1m (1)	3:06.94	28.10s	28.96s
8 DOMINUS FACTUM	8	26.1m	16.2m (0)	20.7m (0)	3:07.03	28.12s	28.59s

Finish Position and metres gained

First Arrow shows distance gain/loss from 2nd Qtr to 3rd Qtr, Second Arrow shows distance gain/loss from 3rd Qtr to Finish
Blue arrow indicates best gain in these quarters.



8
0
0

Visual positions in race at 2nd Quarter



4
0
0

Visual positions in race at 3rd Quarter



Gloucester Park Race 5 Distance 1730m

Friday, 24 January 2025


Gross Time: 2:02.30 MileRate: 1:53.80 LeadTime: 7.40s First Qtr: 28.90s Second Qtr: 29.80s Third Qtr: 28.70s Fourth Qtr: 27.50s

DATA TABLE: 800 / 400 Posi's are position from leader and (how wide the horse was at that position)

No	Horse	Plc	Mar	800 Posi	400 Posi	Time	3rd Qtr	4th Qt
2	SPICEY MAJOR	1	0.0m	0.0m (0)	0.0m (0)	2:02.30	28.70s	27.50s
10	VENTURA	2	1.2m	3.7m (1)	2.9m (1)	2:02.39	28.64s	27.38s
3	HEAVENLY WAGE	3	4.5m	3.9m (0)	4.3m (0)	2:02.63	28.72s	27.53s
8	MISTER MONTBLANC	4	6.3m	12.1m (0)	12.6m (0)	2:02.76	28.72s	27.08s
4	SUGAR APPLE	5	6.6m	8.4m (0)	8.6m (0)	2:02.78	28.70s	27.38s
6	CHIVALRY	6	10.4m	7.9m (1)	7.8m (1)	2:03.05	28.68s	27.71s
9	BELLEZZA NERA	7	11.7m	15.7m (0)	16.6m (0)	2:03.15	28.74s	27.19s
11	FRANCO ECUADOR	8	11.9m	11.8m (1)	12.1m (1)	2:03.16	28.70s	27.52s
7	THENU CAME ALONG	9	13.1m	15.7m (1)	16.1m (1)	2:03.25	28.70s	27.33s

Finish Position and metres gained

First Arrow shows distance gain/loss from 2nd Qtr to 3rd Qtr, Second Arrow shows distance gain/loss from 3rd Qtr to Finish
Blue arrow indicates best gain in these quarters.



800

Visual positions in race at 2nd Quarter



400

Visual positions in race at 3rd Quarter



Gloucester Park Race 6 Distance 2503m

Friday, 24 January 2025




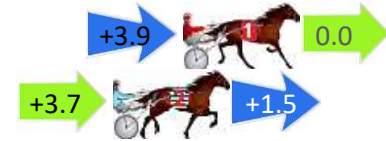
Gross Time: 3:13.70 MileRate: 2:04.60 LeadTime: 72.40s First Qtr: 31.20s Second Qtr: 30.30s Third Qtr: 29.20s Fourth Qtr: 30.60s

DATA TABLE: 800 / 400 Posi's are position from leader and (how wide the horse was at that position)

No	Horse	Plc	Mar	800 Posi	400 Posi	Time	3rd Qtr	4th Qt
1	CHUMANI	1	0.0m	3.9m (0)	0.0m (1)	3:13.70	28.92s	30.60s
2	SUNNYS LITTLE ROSE	2	2.8m	8.0m (0)	4.3m (1)	3:13.92	28.94s	30.50s
7	DARK SECRET	3	26.4m	18.5m (0)	23.1m (0)	3:15.81	29.58s	30.99s
3	UPTOWN LAD	4	29.4m	0.0m (0)	3.8m (0)	3:16.05	29.48s	32.67s
4	BEE BEE BEROC	5	31.0m	13.0m (0)	17.8m (0)	3:16.18	29.58s	31.76s
5	BONNIE RAE	6	35.3m	28.4m (0)	31.8m (1)	3:16.53	29.50s	31.06s
6	SELLUNE	7	35.9m	24.0m (0)	28.8m (0)	3:16.57	29.60s	31.33s
8	ELEGANT PEAK	8	39.9m	17.4m (1)	22.4m (1)	3:16.89	29.60s	32.13s
9	LUVAF LAIR	9	57.6m	33.6m (0)	37.4m (0)	3:18.31	29.54s	32.43s

Finish Position and metres gained

First Arrow shows distance gain/loss from 2nd Qtr to 3rd Qtr, Second Arrow shows distance gain/loss from 3rd Qtr to Finish Blue arrow indicates best gain in these quarters.



Gloucester Park Race 7 Distance 2536m

Friday, 24 January 2025

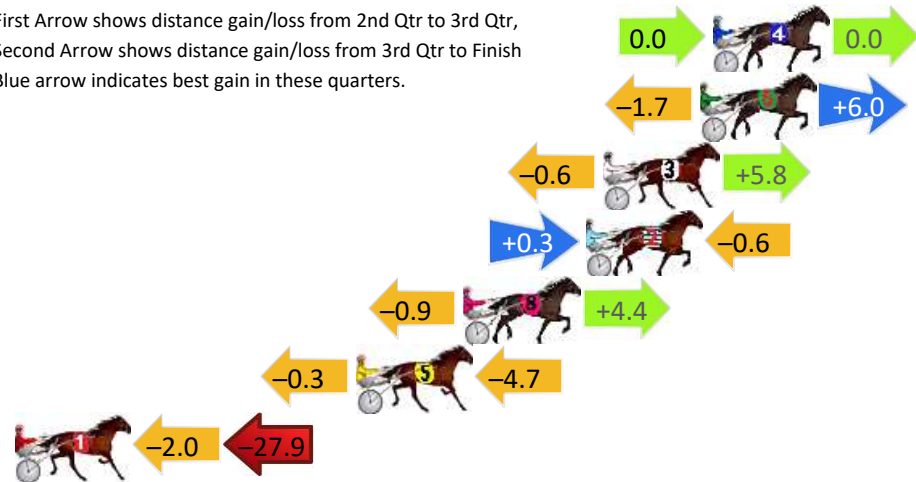
Gross Time: 3:07.80 MileRate: 1:59.20 LeadTime: 68.90s First Qtr: 32.20s Second Qtr: 29.70s Third Qtr: 28.60s Fourth Qtr: 28.40s

DATA TABLE: 800 / 400 Posi's are position from leader and (how wide the horse was at that position)

NoHorse	Plc	Mar	800 Posi	400 Posi	Time	3rd Qtr	4th Qt
4 SOHO SANTORINI	1	0.0m	0.0m (0)	0.0m (0)	3:07.80	28.60s	28.40s
6 ROCK ME OVER	2	0.5m	4.8m (1)	6.5m (1)	3:07.84	28.72s	27.98s
3 CORDERO	3	4.4m	9.6m (1)	10.2m (1)	3:08.13	28.64s	28.01s
2 FLYING RUMOUR	4	5.1m	4.8m (0)	4.5m (0)	3:08.18	28.58s	28.46s
8 PAUL EDWARD	5	10.0m	13.5m (0)	14.4m (0)	3:08.55	28.66s	28.13s
5 RUPERT OF LINCOLN	6	14.3m	9.3m (0)	9.6m (0)	3:08.87	28.62s	28.79s
1 RASCAL	7	30.8m	0.9m (1)	2.9m (1)	3:10.10	28.74s	30.50s

Finish Position and metres gained

First Arrow shows distance gain/loss from 2nd Qtr to 3rd Qtr,
Second Arrow shows distance gain/loss from 3rd Qtr to Finish
Blue arrow indicates best gain in these quarters.



8
0
0

Visual positions in race at 2nd Quarter



4
0
0

Visual positions in race at 3rd Quarter



Gloucester Park Race 8 Distance 2130m

Friday, 24 January 2025

Gross Time: 2:36.30 MileRate: 1:58.10 LeadTime: 36.60s First Qtr: 32.60s Second Qtr: 30.60s Third Qtr: 29.00s Fourth Qtr: 27.50s

DATA TABLE: 800 / 400 Posi's are position from leader and (how wide the horse was at that position)

No	Horse	Plc	Mar	800 Posi	400 Posi	Time	3rd Qtr	4th Qt
1	GULLY GUM	1	0.0m	4.2m (0)	4.6m (0)	2:36.30	29.02s	27.18s
5	SHOWPONY	2	3.1m	0.0m (0)	0.0m (0)	2:36.52	29.00s	27.72s
2	SOUND WAVE	3	14.9m	8.1m (0)	8.8m (0)	2:37.38	29.04s	27.96s
6	HEEZ A VIBE	4	20.9m	25.3m (0)	13.7m (1)	2:37.81	28.14s	28.05s
4	UNLUCKY	5	28.4m	13.9m (1)	10.0m (1)	2:38.36	28.70s	28.85s
7	GRINNY VINNIE	6	32.3m	20.8m (0)	18.5m (0)	2:38.64	28.80s	28.54s
3	CRY HAVOC	7	40.3m	12.2m (0)	13.4m (0)	2:39.22	29.06s	29.48s

Finish Position and metres gained

First Arrow shows distance gain/loss from 2nd Qtr to 3rd Qtr,
Second Arrow shows distance gain/loss from 3rd Qtr to Finish
Blue arrow indicates best gain in these quarters.

