



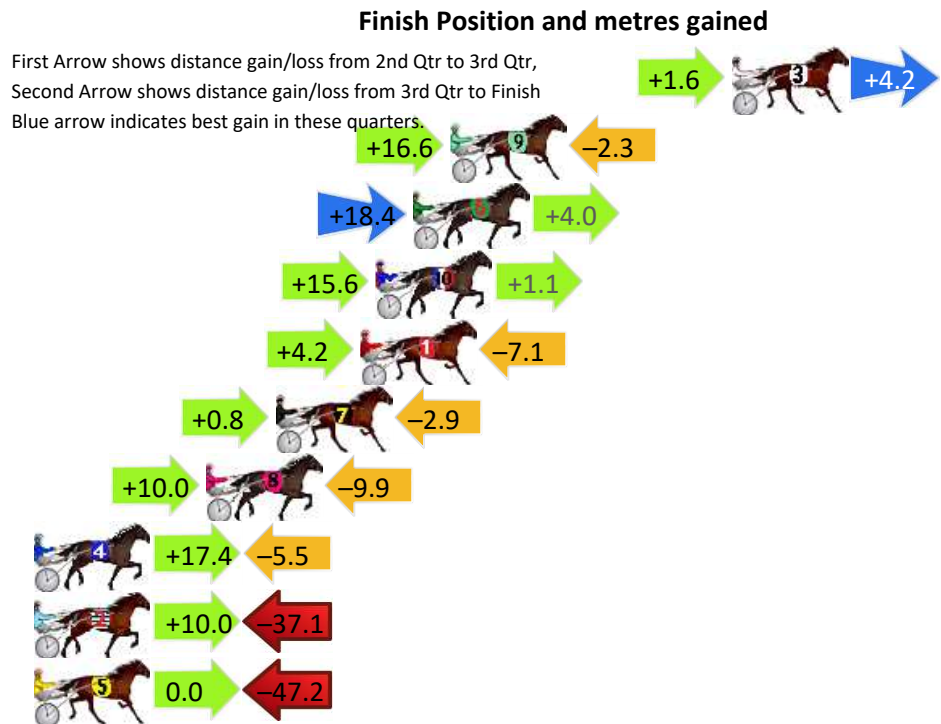
# Albany Race 1 Distance 1832m

Saturday, 18 January 2025

Gross Time: 2:14.90 MileRate: 1:58.50 LeadTime: 14.40s First Qtr: 30.50s Second Qtr: 28.90s Third Qtr: 30.00s Fourth Qtr: 31.10s

DATA TABLE: 800 / 400 Posi's are position from leader and (how wide the horse was at that position)

No	Horse	Plc	Mar	800 Posi	400 Posi	Time	3rd Qtr	4th Qt
3	WELEASE WODDEWICK	1	0.0m	5.8m (0)	4.2m (0)	2:14.90	29.88s	30.78s
9	THE BEACH MASTER	2	11.3m	25.6m (1)	9.0m (2)	2:15.82	28.74s	31.28s
6	SANFORD HARRY	3	12.8m	35.2m (1)	16.8m (2)	2:15.94	28.61s	30.79s
10	FUNKY MUSIC	4	14.3m	31.0m (1)	15.4m (0)	2:16.06	28.82s	31.01s
1	SAVE THIS DANCE	5	14.9m	12.0m (0)	7.8m (0)	2:16.11	29.67s	31.65s
7	TEMPT THE STARS	6	18.3m	16.2m (0)	15.4m (1)	2:16.39	29.94s	31.32s
8	EKARA NAVAJO	7	21.1m	21.2m (1)	11.2m (1)	2:16.62	29.23s	31.87s
4	MY GRAND ANGUS	8	30.5m	42.4m (0)	25.0m (0)	2:17.38	28.67s	31.53s
2	HEAVENLY BLISS	9	44.1m	17.0m (1)	7.0m (1)	2:18.49	29.19s	33.97s
5	LIQUIDATOR	10	47.2m	0.0m (0)	0.0m (0)	2:18.74	29.94s	34.75s



# Albany Race 2 Distance 2265m

Saturday, 18 January 2025


Gross Time: 2:54.40 MileRate: 2:03.90 LeadTime: 50.60s First Qtr: 32.50s Second Qtr: 30.40s Third Qtr: 29.30s Fourth Qtr: 31.60s

DATA TABLE: 800 / 400 Posi's are position from leader and (how wide the horse was at that position)

NoHorse	Plc	Mar	800 Posi	400 Posi	Time	3rd Qtr	4th Qt
2 CAPTURE THE MOMENT	1	0.0m	11.0m (1)	13.0m (2)	2:54.40	29.49s	30.58s
10 THERE AND THEN	2	4.7m	2.6m (2)	1.0m (1)	2:54.79	29.17s	31.89s
8 JUST A PET	3	7.8m	8.2m (2)	7.2m (2)	2:55.04	29.22s	31.65s
3 ALEXANDRA THEGREAT	4	9.7m	0.0m (0)	0.0m (0)	2:55.20	29.27s	32.36s
4 ARMA WARRIOR	5	13.6m	4.2m (0)	4.4m (0)	2:55.52	29.29s	32.32s
7 SPORTS CENTRAL	6	16.4m	13.2m (0)	12.8m (0)	2:55.75	29.26s	31.88s
1 SOUNDS LIKE FUN	7	19.4m	8.8m (0)	8.6m (0)	2:56.00	29.25s	32.45s
6 SANFORD BART	8	19.6m	2.2m (1)	5.8m (1)	2:56.02	29.53s	32.68s
5 UNEARTHED	9	20.1m	17.4m (0)	17.6m (1)	2:56.06	29.31s	31.80s
9 SECOND AMENDMENT	10	22.2m	6.6m (1)	9.8m (1)	2:56.23	29.51s	32.57s

## Finish Position and metres gained

First Arrow shows distance gain/loss from 2nd Qtr to 3rd Qtr, Second Arrow shows distance gain/loss from 3rd Qtr to Finish  
Blue arrow indicates best gain in these quarters.



800

Visual positions in race at 2nd Quarter



400

Visual positions in race at 3rd Quarter



# Albany Race 3 Distance 2265m

Saturday, 18 January 2025



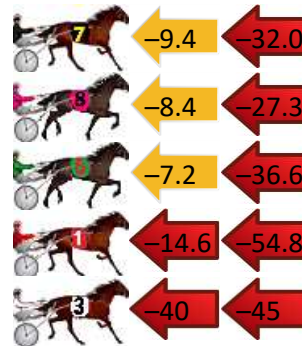
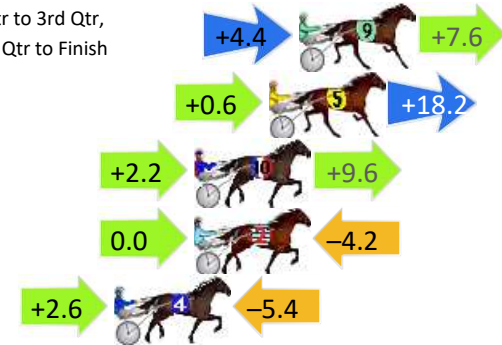
Gross Time: 2:48.40 MileRate: 1:59.70 LeadTime: 48.50s First Qtr: 29.90s Second Qtr: 29.10s Third Qtr: 29.50s Fourth Qtr: 31.40s

DATA TABLE: 800 / 400 Posi's are position from leader and (how wide the horse was at that position)

No	Horse	Plc	Mar	800 Posi	400 Posi	Time	3rd Qtr	4th Qt
9	KOLISI	1	0.0m	12.0m (1)	7.6m (0)	2:48.40	29.18s	30.81s
5	LETS ROCK TONIGHT	2	1.2m	20.0m (1)	19.4m (2)	2:48.50	29.50s	29.98s
10	BEACH CAPTAIN	3	4.2m	16.0m (1)	13.8m (2)	2:48.74	29.36s	30.65s
2	CAPTAINS BEACHBABE	4	4.2m	0.0m (1)	0.0m (0)	2:48.74	29.49s	31.73s
4	GOTA GOOD WARHOL	5	7.4m	4.6m (1)	2.0m (1)	2:49.01	29.29s	31.82s
7	ROCKNROLL SLOY	6	48.0m	6.6m (0)	16.0m (1)	2:52.34	30.14s	33.90s
8	CRACKA TINNY	7	48.3m	12.6m (0)	21.0m (0)	2:52.36	30.07s	33.53s
6	MISTER KOPA	8	62.2m	18.4m (0)	25.6m (1)	2:53.50	29.96s	34.26s
1	LUCI KANE	9	69.8m	0.4m (0)	15.0m (0)	2:54.13	30.48s	35.68s
3	GYPSY DRAGON	10	194.3m	110.0m (0)	150.0m (0)	3:04.34	32.42s	34.86s

## Finish Position and metres gained

First Arrow shows distance gain/loss from 2nd Qtr to 3rd Qtr, Second Arrow shows distance gain/loss from 3rd Qtr to Finish Blue arrow indicates best gain in these quarters.



# Albany Race 4 Distance 2265m

Saturday, 18 January 2025

Gross Time: 2:48.70 MileRate: 1:59.80 LeadTime: 48.60s First Qtr: 30.90s Second Qtr: 29.70s Third Qtr: 29.20s Fourth Qtr: 30.30s

DATA TABLE: 800 / 400 Posi's are position from leader and (how wide the horse was at that position)

No	Horse	Plc	Mar	800 Posi	400 Posi	Time	3rd Qtr	4th Qt
5	MACHLANI	1	0.0m	0.8m (1)	1.4m (1)	2:48.70	29.25s	30.19s
8	JOHNNY LOMBO	2	0.5m	8.6m (0)	8.2m (0)	2:48.74	29.18s	29.72s
1	BELLA RAGAZZA	3	1.4m	0.0m (0)	0.0m (0)	2:48.81	29.20s	30.41s
9	BEYOND BLING	4	2.2m	15.6m (1)	7.0m (2)	2:48.87	28.57s	29.94s
7	AMERICAN MONARCH	5	4.1m	4.4m (0)	4.2m (0)	2:49.03	29.19s	30.29s
2	BETTERTHAN SECRET	6	5.5m	5.6m (1)	5.4m (1)	2:49.14	29.19s	30.31s
6	EYE BETTER	7	6.6m	11.0m (1)	10.0m (1)	2:49.22	29.13s	30.04s
10	TUX AND TAILS	8	7.2m	13.4m (0)	13.8m (0)	2:49.27	29.24s	29.80s
4	POCKETFUL OF OPALS	9	9.1m	22.6m (0)	15.0m (1)	2:49.42	28.65s	29.86s

## Finish Position and metres gained

First Arrow shows distance gain/loss from 2nd Qtr to 3rd Qtr, Second Arrow shows distance gain/loss from 3rd Qtr to Finish  
Blue arrow indicates best gain in these quarters.



800

Visual positions in race at 2nd Quarter



400

Visual positions in race at 3rd Quarter





# Albany Race 5 Distance 2690m

Saturday, 18 January 2025


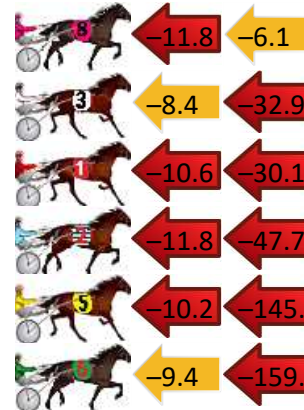
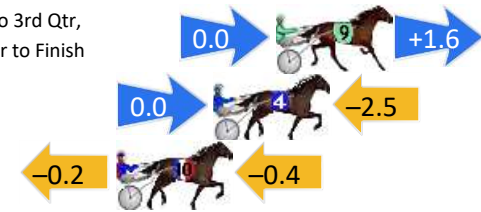
Gross Time: 3:18.20 MileRate: 1:58.60 LeadTime: 80.00s First Qtr: 30.20s Second Qtr: 29.20s Third Qtr: 28.70s Fourth Qtr: 30.10s

DATA TABLE: 800 / 400 Posi's are position from leader and (how wide the horse was at that position)

No	Horse	Plc	Mar	800 Posi	400 Posi	Time	3rd Qtr	4th Qt
9	HILLVIEW BONDI	1	0.0m	1.6m (1)	1.6m (1)	3:18.20	28.70s	29.98s
4	ILLAWONG MUSTANG	2	2.5m	0.0m (0)	0.0m (0)	3:18.40	28.70s	30.29s
10	THOMSON BAY	3	6.4m	5.8m (1)	6.0m (1)	3:18.70	28.71s	30.13s
8	KOOLBARDI NAVAJO	4	32.1m	14.2m (0)	26.0m (1)	3:20.73	29.55s	30.56s
3	TUBBS FARQUHAR	5	46.3m	5.0m (0)	13.4m (0)	3:21.85	29.26s	32.56s
1	HIGHLY FLAMMABLE	6	50.5m	9.8m (0)	20.4m (0)	3:22.18	29.42s	32.35s
2	RECOVER LOVER	7	69.7m	10.2m (1)	22.0m (1)	3:23.69	29.48s	33.67s
5	DEL BOCAVISTA BAY	8	173.8m	18.2m (0)	28.4m (2)	3:31.90	29.19s	40.98s
6	SPRING LINE	9	183.7m	14.4m (1)	23.8m (2)	3:32.68	29.11s	42.07s

## Finish Position and metres gained

First Arrow shows distance gain/loss from 2nd Qtr to 3rd Qtr, Second Arrow shows distance gain/loss from 3rd Qtr to Finish  
Blue arrow indicates best gain in these quarters.



800

Visual positions in race at 2nd Quarter



400

Visual positions in race at 3rd Quarter



# Albany Race 6 Distance 2265m

Saturday, 18 January 2025


Gross Time: 2:54.20 MileRate: 2:03.70 LeadTime: 50.70s First Qtr: 32.50s Second Qtr: 29.20s Third Qtr: 30.50s Fourth Qtr: 31.30s

DATA TABLE: 800 / 400 Posi's are position from leader and (how wide the horse was at that position)

No	Horse	Plc	Mar	800 Posi	400 Posi	Time	3rd Qtr	4th Qt
9	MARLEDIE	1	0.0m	10.4m (1)	0.0m (0)	2:54.20	29.70s	31.30s
2	SHOAL BAY	2	2.2m	18.8m (1)	7.0m (2)	2:54.38	29.60s	30.93s
6	DIAMOND DANCE	3	2.3m	14.4m (1)	1.2m (1)	2:54.39	29.48s	31.39s
7	CODENAME ELLIOT	4	4.3m	12.8m (0)	5.0m (1)	2:54.55	29.90s	31.25s
1	BLIND EDITION	5	13.5m	8.8m (0)	9.2m (1)	2:55.30	30.53s	31.63s
3	BONNIE SWEETAPPLE	6	18.9m	23.4m (1)	13.6m (3)	2:55.75	29.74s	31.71s
10	SEASIDEJO	7	46.1m	25.6m (0)	13.6m (2)	2:57.97	29.55s	33.83s
8	NINETY MILE BEACH	8	50.5m	17.4m (0)	13.6m (1)	2:58.33	30.17s	34.17s
5	AMELIA ROCKS	9	68.7m	0.0m (0)	6.6m (0)	2:59.82	30.95s	36.13s

## Finish Position and metres gained

First Arrow shows distance gain/loss from 2nd Qtr to 3rd Qtr,  
Second Arrow shows distance gain/loss from 3rd Qtr to Finish  
Blue arrow indicates best gain in these quarters.



8  
0  
0

Visual positions in race at 2nd Quarter



4  
0  
0

Visual positions in race at 3rd Quarter



# Albany Race 7 Distance 2265m

Saturday, 18 January 2025


Gross Time: 2:55.20 MileRate: 2:04.50 LeadTime: 49.90s First Qtr: 31.90s Second Qtr: 32.10s Third Qtr: 30.20s Fourth Qtr: 31.10s

DATA TABLE: 800 / 400 Posi's are position from leader and (how wide the horse was at that position)

No	Horse	Plc	Mar	800 Posi	400 Posi	Time	3rd Qtr	4th Qt
7	SUN AND SAND	1	0.0m	9.0m (0)	8.0m (0)	2:55.20	30.13s	30.48s
2	GRIN DESTINY	2	2.0m	0.0m (0)	0.0m (0)	2:55.36	30.20s	31.25s
9	ANYLOVEISGOODLOVE	3	10.1m	2.2m (2)	3.4m (2)	2:56.02	30.28s	31.62s
1	IDONTWANABEPIRATE	4	11.3m	4.6m (0)	5.0m (1)	2:56.12	30.22s	31.59s
5	MUMMAS LITTLE STAR	5	15.8m	18.0m (0)	19.4m (1)	2:56.48	30.31s	30.82s
10	ON GOLDEN ROAD	6	17.2m	13.4m (0)	14.2m (1)	2:56.60	30.26s	31.33s
8	SPEED FORCE	7	19.2m	7.2m (2)	5.2m (3)	2:56.76	30.03s	32.18s
6	INFRINGEMENTNOTICE	8	26.5m	10.6m (1)	12.8m (4)	2:57.35	30.35s	32.16s
4	SUB MARINER	9	33.3m	6.2m (1)	12.8m (3)	2:57.91	30.68s	32.68s
3	LOWLANDS BEACH BOY	10	34.0m	1.8m (1)	9.4m (2)	2:57.96	30.75s	33.00s

## Finish Position and metres gained

First Arrow shows distance gain/loss from 2nd Qtr to 3rd Qtr, Second Arrow shows distance gain/loss from 3rd Qtr to Finish. Blue arrow indicates best gain in these quarters.



800

Visual positions in race at 2nd Quarter



400

Visual positions in race at 3rd Quarter

