

# Gloucester Park Race 1 Distance 2130m

Friday, 17 January 2025



Gross Time: 2:33.30 MileRate: 1:55.80 LeadTime: 36.20s First Qtr: 30.40s Second Qtr: 30.20s Third Qtr: 28.00s Fourth Qtr: 28.50s

DATA TABLE: 800 / 400 Posi's are position from leader and (how wide the horse was at that position)

No	Horse	Plc	Mar	800 Posi	400 Posi	Time	3rd Qtr	4th Qt
6	LORD TITANIUM	1	0.0m	0.0m (0)	0.0m (0)	2:33.30	28.00s	28.50s
8	MISTER MACEDON	2	5.1m	0.3m (1)	2.3m (1)	2:33.68	28.14s	28.72s
12	THELITTLE MASTER	3	6.0m	8.6m (2)	4.1m (2)	2:33.75	27.68s	28.67s
5	MAJOR JAY	4	12.1m	4.3m (1)	7.7m (1)	2:34.21	28.24s	28.86s
1	LUHRSY	5	14.5m	4.0m (0)	5.4m (0)	2:34.39	28.10s	29.21s
3	MASTER LEIGHTON	6	16.8m	8.9m (1)	12.3m (1)	2:34.56	28.24s	28.90s
4	ADMIRAL DARCY	7	20.8m	8.6m (0)	12.5m (0)	2:34.86	28.28s	29.18s
11	MAJOR FREEWAY	8	21.0m	19.8m (0)	17.4m (0)	2:34.87	27.84s	28.85s
7	CHILLIN	9	21.7m	12.9m (2)	9.7m (2)	2:34.92	27.78s	29.44s
2	ALFREDI	10	45.3m	27.6m (0)	31.6m (0)	2:36.69	28.30s	29.67s
9	NORTHVIEW DANCE	11	83.4m	17.0m (1)	19.7m (1)	2:39.54	28.20s	33.36s

## Finish Position and metres gained

First Arrow shows distance gain/loss from 2nd Qtr to 3rd Qtr,  
Second Arrow shows distance gain/loss from 3rd Qtr to Finish  
Blue arrow indicates best gain in these quarters.



800

Visual positions in race at 2nd Quarter



400

Visual positions in race at 3rd Quarter

# Gloucester Park Race 2 Distance 2130m

Friday, 17 January 2025


Gross Time: 2:33.90 MileRate: 1:56.30 LeadTime: 35.10s First Qtr: 31.20s Second Qtr: 29.20s Third Qtr: 28.80s Fourth Qtr: 29.60s

DATA TABLE: 800 / 400 Posi's are position from leader and (how wide the horse was at that position)

No	Horse	Plc	Mar	800 Posi	400 Posi	Time	3rd Qtr	4th Qt
9	STORYTELLER	1	0.0m	9.8m (2)	5.3m (2)	2:33.90	28.48s	29.22s
5	LETS GET ROCKIN	2	0.4m	5.9m (2)	1.4m (2)	2:33.93	28.48s	29.53s
6	INFINITE SIGN	3	2.2m	0.3m (1)	0.6m (1)	2:34.07	28.82s	29.73s
8	MY ULTIMATE CHEVRON	4	4.3m	12.3m (1)	10.0m (3)	2:34.23	28.65s	29.21s
3	GALAXY WARRIOR	5	5.5m	8.1m (1)	9.2m (2)	2:34.33	28.88s	29.36s
4	CARRERA MACH	6	5.8m	4.2m (1)	5.0m (1)	2:34.35	28.86s	29.69s
1	LONGREACH BAY	7	6.1m	4.2m (0)	5.0m (0)	2:34.37	28.86s	29.71s
10	CLASSIC CHOICE	8	8.0m	12.3m (0)	12.2m (1)	2:34.52	28.80s	29.34s
7	MR FANTASTIC	9	11.2m	0.0m (0)	0.0m (0)	2:34.77	28.80s	30.47s
2	JOEY JAMES	10	31.6m	8.4m (0)	11.0m (0)	2:36.35	29.00s	31.25s


## Finish Position and metres gained

First Arrow shows distance gain/loss from 2nd Qtr to 3rd Qtr, Second Arrow shows distance gain/loss from 3rd Qtr to Finish  
Blue arrow indicates best gain in these quarters.



800

Visual positions in race at 2nd Quarter



400

Visual positions in race at 3rd Quarter



# Gloucester Park Race 3 Distance 1730m

Friday, 17 January 2025

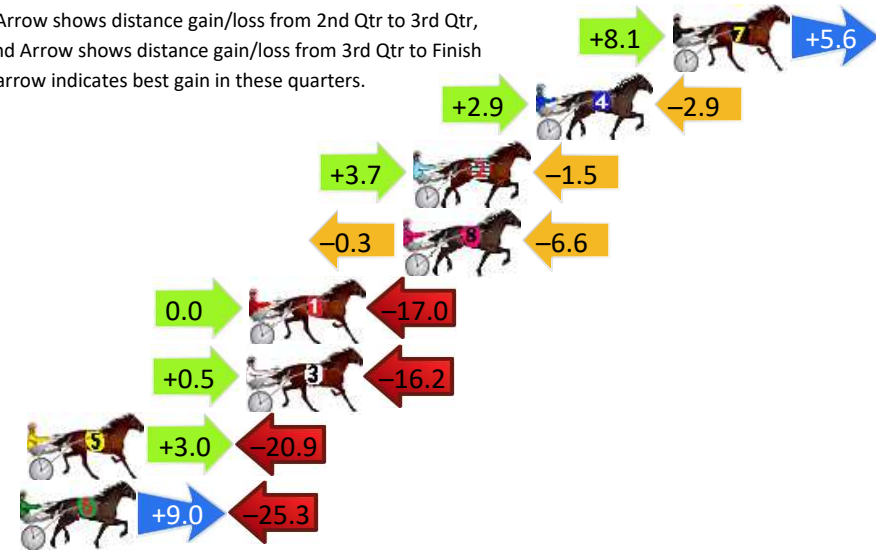
Gross Time: 2:01.80 MileRate: 1:53.30 LeadTime: 7.10s First Qtr: 26.40s Second Qtr: 30.30s Third Qtr: 29.30s Fourth Qtr: 28.70s

DATA TABLE: 800 / 400 Posi's are position from leader and (how wide the horse was at that position)

No	Horse	Plc	Mar	800 Posi	400 Posi	Time	3rd Qtr	4th Qt
7	THENU CAME ALONG	1	0.0m	13.7m (1)	5.6m (3)	2:01.80	28.71s	28.29s
4	BELLEZZA NERA	2	5.5m	5.5m (1)	2.6m (2)	2:02.21	29.08s	28.93s
2	SUGAR APPLE	3	10.4m	12.6m (0)	8.9m (2)	2:02.58	29.02s	28.84s
8	VENTURA	4	10.8m	3.9m (0)	4.2m (0)	2:02.61	29.32s	29.21s
1	SPYGLASS	5	17.0m	0.0m (0)	0.0m (0)	2:03.08	29.30s	29.98s
3	SOHO SANTORINI	6	17.1m	1.4m (1)	0.9m (1)	2:03.09	29.26s	29.93s
5	ROCKANDROLLARTIS T	7	25.9m	8.0m (0)	5.0m (1)	2:03.75	29.08s	30.29s
6	DALVEY ROBYN	8	26.2m	9.9m (1)	0.9m (3)	2:03.77	28.65s	30.61s

## Finish Position and metres gained

First Arrow shows distance gain/loss from 2nd Qtr to 3rd Qtr, Second Arrow shows distance gain/loss from 3rd Qtr to Finish Blue arrow indicates best gain in these quarters.



8  
0  
0

Visual positions in race at 2nd Quarter



4  
0  
0

Visual positions in race at 3rd Quarter



# Gloucester Park Race 4 Distance 1730m

Friday, 17 January 2025

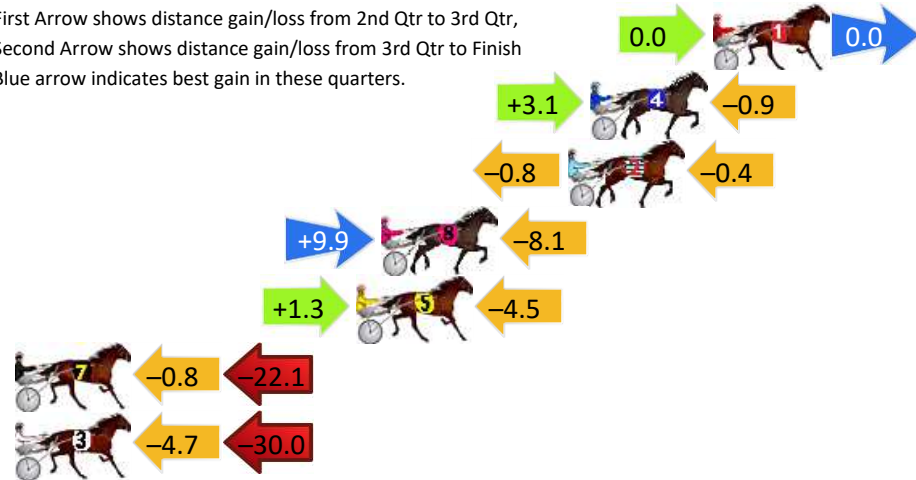
Gross Time: 2:00.80 MileRate: 1:52.40 LeadTime: 7.50s First Qtr: 28.40s Second Qtr: 28.70s Third Qtr: 28.20s Fourth Qtr: 28.00s

DATA TABLE: 800 / 400 Posi's are position from leader and (how wide the horse was at that position)

No	Horse	Plc	Mar	800 Posi	400 Posi	Time	3rd Qtr	4th Qt
1	SPICEY MAJOR	1	0.0m	0.0m (0)	0.0m (0)	2:00.80	28.20s	28.00s
4	CHIVALRY	2	4.9m	7.1m (1)	4.0m (1)	2:01.16	27.98s	28.08s
2	HEAVENLY WAGE	3	5.8m	4.6m (0)	5.4m (0)	2:01.23	28.26s	28.05s
8	FRANCO ECUADOR	4	13.3m	15.1m (0)	5.2m (2)	2:01.78	27.50s	28.61s
5	MISTER MONTBLANC	5	14.3m	11.1m (1)	9.8m (2)	2:01.85	28.10s	28.37s
7	ACUTO	6	31.8m	8.9m (0)	9.7m (0)	2:03.14	28.26s	29.66s
3	HEEZ A VIBE	7	38.1m	3.4m (1)	8.1m (1)	2:03.60	28.52s	30.24s

## Finish Position and metres gained

First Arrow shows distance gain/loss from 2nd Qtr to 3rd Qtr,  
Second Arrow shows distance gain/loss from 3rd Qtr to Finish  
Blue arrow indicates best gain in these quarters.



8  
0  
0

Visual positions in race at 2nd Quarter



4  
0  
0

Visual positions in race at 3rd Quarter





# Gloucester Park Race 5 Distance 1730m

Friday, 17 January 2025


Gross Time: 2:06.80 MileRate: 1:58.00 LeadTime: 7.70s First Qtr: 29.50s Second Qtr: 29.20s Third Qtr: 30.10s Fourth Qtr: 30.30s

DATA TABLE: 800 / 400 Posi's are position from leader and (how wide the horse was at that position)

No	Horse	Plc	Mar	800 Posi	400 Posi	Time	3rd Qtr	4th Qt
8	LUVAF LAIR	1	0.0m	8.8m (0)	1.4m (1)	2:06.80	29.56s	30.20s
10	PATCHED	2	0.4m	18.2m (1)	7.0m (3)	2:06.83	29.30s	29.81s
1	SUNNYS LITTLE ROSE	3	4.4m	4.4m (0)	4.3m (0)	2:07.15	30.10s	30.33s
5	NICKYS SON	4	5.0m	13.8m (1)	6.4m (1)	2:07.20	29.58s	30.21s
2	ALDEBARAN SUNDOWN	5	11.1m	0.0m (0)	0.0m (0)	2:07.68	30.10s	31.18s
7	SELLUNE	6	15.6m	22.6m (1)	13.9m (1)	2:08.04	29.50s	30.50s
6	DARK SECRET	7	18.4m	20.4m (0)	13.6m (0)	2:08.26	29.64s	30.74s
4	HOLD THAT GOLD	8	25.8m	9.4m (1)	3.1m (2)	2:08.85	29.65s	32.11s
9	MRIYA DREAM	9	37.8m	29.2m (0)	24.5m (0)	2:09.80	29.82s	31.46s


## Finish Position and metres gained

First Arrow shows distance gain/loss from 2nd Qtr to 3rd Qtr, Second Arrow shows distance gain/loss from 3rd Qtr to Finish Blue arrow indicates best gain in these quarters.



800

Visual positions in race at 2nd Quarter



400

Visual positions in race at 3rd Quarter



# Gloucester Park Race 6 Distance 2130m

Friday, 17 January 2025

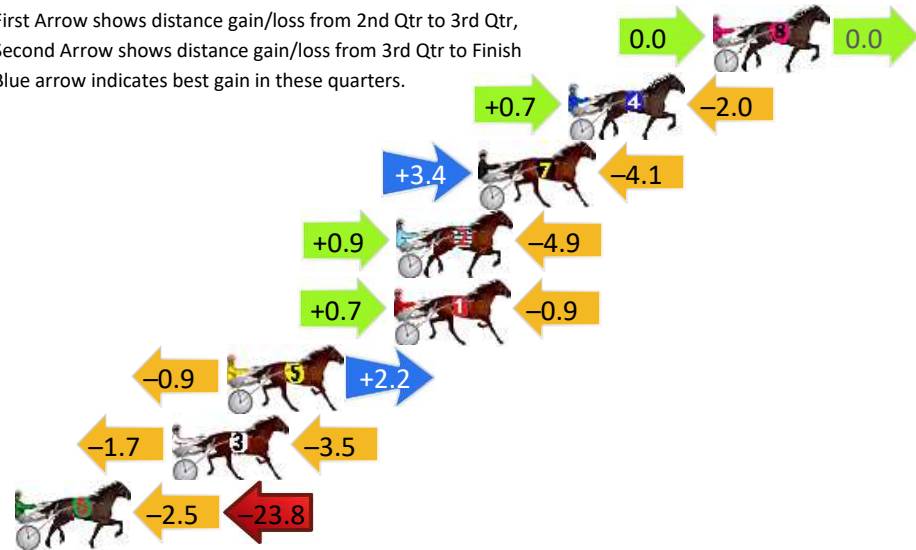
Gross Time: 2:34.50 MileRate: 1:56.80 LeadTime: 36.50s First Qtr: 31.60s Second Qtr: 30.70s Third Qtr: 28.70s Fourth Qtr: 27.00s

DATA TABLE: 800 / 400 Posi's are position from leader and (how wide the horse was at that position)

No	Horse	Plc	Mar	800 Posi	400 Posi	Time	3rd Qtr	4th Qt
8	LAVRA JOE	1	0.0m	0.0m (0)	0.0m (0)	2:34.50	28.70s	27.00s
4	HOPPYS WAY	2	5.8m	4.5m (0)	3.8m (0)	2:34.91	28.64s	27.15s
7	IMA FIVESTAR GENERAL	3	9.4m	8.7m (1)	5.3m (2)	2:35.17	28.44s	27.30s
2	FLYING RUMOUR	4	12.7m	8.7m (0)	7.8m (0)	2:35.40	28.62s	27.36s
1	ROCK ME OVER	5	12.8m	12.6m (0)	11.9m (0)	2:35.41	28.62s	27.09s
5	CHAL PATCH	6	19.5m	20.8m (0)	21.7m (1)	2:35.89	28.72s	26.88s
3	RUPERT OF LINCOLN	7	21.7m	16.5m (0)	18.2m (0)	2:36.04	28.78s	27.28s
6	DOMINUS FACTUM	8	31.1m	4.8m (1)	7.3m (1)	2:36.71	28.86s	28.71s

## Finish Position and metres gained

First Arrow shows distance gain/loss from 2nd Qtr to 3rd Qtr,  
Second Arrow shows distance gain/loss from 3rd Qtr to Finish  
Blue arrow indicates best gain in these quarters.



8  
0  
0

Visual positions in race at 2nd Quarter



4  
0  
0

Visual positions in race at 3rd Quarter



# Gloucester Park Race 7 Distance 2130m

Friday, 17 January 2025

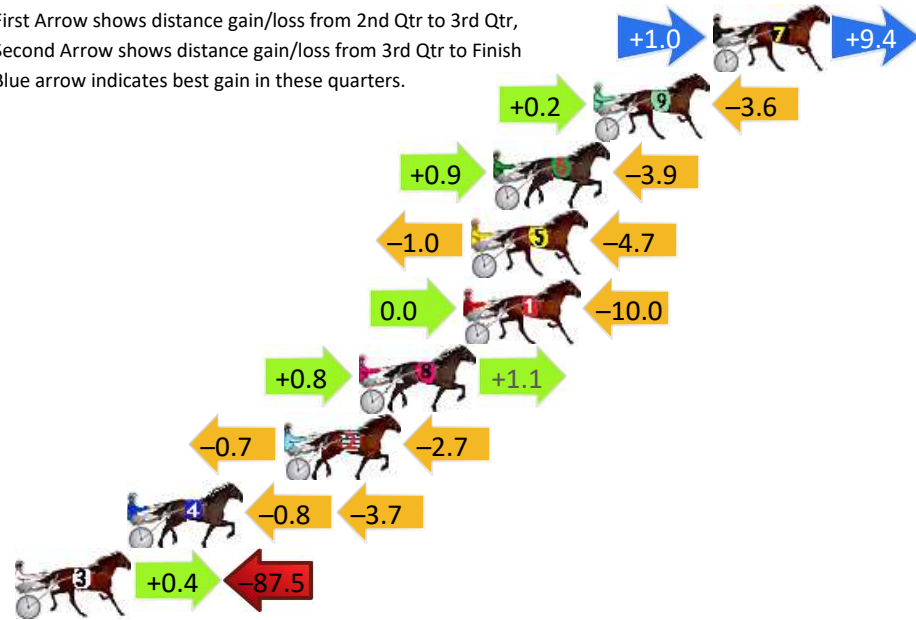
Gross Time: 2:35.50 MileRate: 1:57.50 LeadTime: 37.30s First Qtr: 31.80s Second Qtr: 29.60s Third Qtr: 28.00s Fourth Qtr: 28.80s

DATA TABLE: 800 / 400 Posi's are position from leader and (how wide the horse was at that position)

No	Horse	Plc	Mar	800 Posi	400 Posi	Time	3rd Qtr	4th Qt
7	CORDERO	1	0.0m	10.4m (1)	9.4m (1)	2:35.50	27.94s	28.14s
9	HIGH PRICE	2	4.8m	1.4m (1)	1.2m (1)	2:35.86	27.98s	29.08s
6	FRANKLIN DELANO	3	8.8m	5.8m (1)	4.9m (2)	2:36.17	27.94s	29.12s
5	JASPERVELLABEACH	4	9.7m	4.0m (0)	5.0m (1)	2:36.23	28.07s	29.18s
1	MAJOR OVERS	5	10.0m	0.0m (0)	0.0m (0)	2:36.26	28.00s	29.56s
8	RODASI	6	14.2m	16.1m (1)	15.3m (1)	2:36.57	27.96s	28.79s
2	AMERICAN BULLITT	7	17.2m	13.8m (0)	14.5m (0)	2:36.80	28.06s	29.08s
4	STATE OF HEAVEN	8	23.5m	19.0m (0)	19.8m (0)	2:37.28	28.08s	29.18s
3	ALWAYSBFRAK	9	95.2m	8.1m (0)	7.7m (0)	2:42.70	27.98s	35.46s

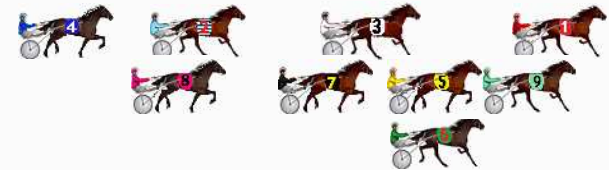
## Finish Position and metres gained

First Arrow shows distance gain/loss from 2nd Qtr to 3rd Qtr, Second Arrow shows distance gain/loss from 3rd Qtr to Finish  
Blue arrow indicates best gain in these quarters.



800

Visual positions in race at 2nd Quarter



400

Visual positions in race at 3rd Quarter



# Gloucester Park Race 8 Distance 2130m

Friday, 17 January 2025


Gross Time: 2:35.50 MileRate: 1:57.50 LeadTime: 37.60s First Qtr: 31.50s Second Qtr: 30.50s Third Qtr: 28.20s Fourth Qtr: 27.70s

DATA TABLE: 800 / 400 Posi's are position from leader and (how wide the horse was at that position)

NoHorse	Plc	Mar	800 Posi	400 Posi	Time	3rd Qtr	4th Qt
4 MAUNGATAHI	1	0.0m	0.0m (0)	0.0m (0)	2:35.50	28.20s	27.70s
8 SHOWPONY	2	1.4m	2.1m (1)	2.1m (1)	2:35.60	28.19s	27.66s
9 IDEAL TOMADO	3	10.1m	6.3m (1)	6.4m (1)	2:36.24	28.20s	27.99s
1 SOUND WAVE	4	17.5m	8.3m (0)	8.4m (0)	2:36.78	28.20s	28.40s
7 CRY HAVOC	5	19.4m	10.6m (1)	11.0m (1)	2:36.91	28.22s	28.35s
2 MY LITTLE BIG MAN	6	21.0m	4.3m (0)	4.6m (0)	2:37.03	28.22s	28.91s
6 GRINNY VINNIE	7	22.1m	16.6m (0)	17.0m (0)	2:37.11	28.22s	28.13s
5 FEELING ACES	8	22.6m	14.8m (1)	15.3m (1)	2:37.15	28.22s	28.28s
3 BARBADOS	9	25.9m	12.3m (0)	12.7m (0)	2:37.39	28.22s	28.71s

## Finish Position and metres gained

First Arrow shows distance gain/loss from 2nd Qtr to 3rd Qtr, Second Arrow shows distance gain/loss from 3rd Qtr to Finish  
Blue arrow indicates best gain in these quarters.



800

Visual positions in race at 2nd Quarter



400

Visual positions in race at 3rd Quarter





# Gloucester Park Race 9 Distance 2130m

Friday, 17 January 2025

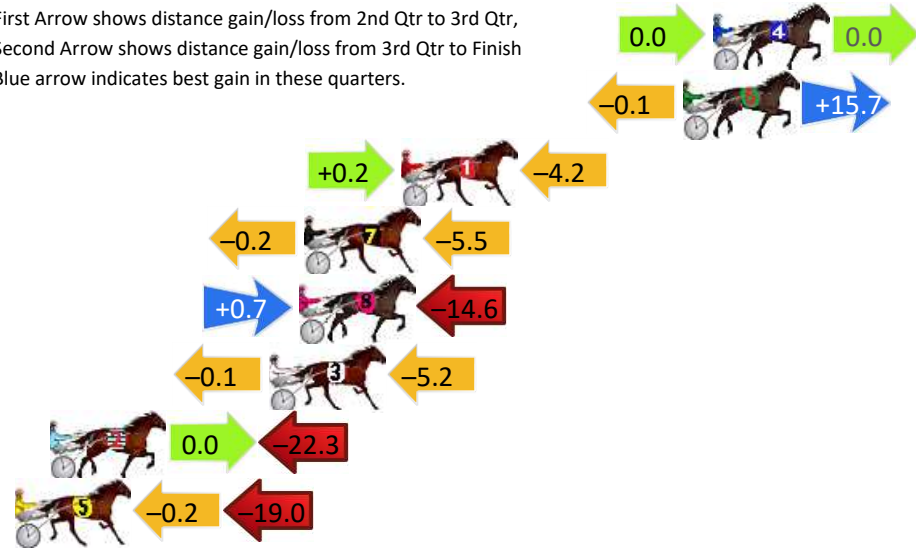
Gross Time: 2:34.70 MileRate: 1:56.90 LeadTime: 37.00s First Qtr: 30.90s Second Qtr: 30.60s Third Qtr: 28.10s Fourth Qtr: 28.10s

DATA TABLE: 800 / 400 Posi's are position from leader and (how wide the horse was at that position)

No	Horse	Plc	Mar	800 Posi	400 Posi	Time	3rd Qtr	4th Qt
4	FREYJA	1	0.0m	0.0m (0)	0.0m (0)	2:34.70	28.10s	28.10s
6	BLAZE COOPS	2	1.2m	16.8m (0)	16.9m (0)	2:34.79	28.11s	27.01s
1	SECRET REACTION	3	12.5m	8.5m (0)	8.3m (0)	2:35.62	28.09s	28.44s
7	PRINCESS KATIE	4	16.4m	10.7m (1)	10.9m (1)	2:35.91	28.11s	28.55s
8	JACKIE DANIELS	5	16.6m	2.7m (1)	2.0m (1)	2:35.93	28.05s	29.18s
3	CHAMBRAY	6	17.8m	12.5m (0)	12.6m (0)	2:36.01	28.11s	28.53s
2	MERAVIGLIA	7	26.6m	4.3m (0)	4.3m (0)	2:36.66	28.10s	29.76s
5	UNLUCKY	8	34.2m	15.0m (1)	15.2m (1)	2:37.23	28.11s	29.56s

## Finish Position and metres gained

First Arrow shows distance gain/loss from 2nd Qtr to 3rd Qtr, Second Arrow shows distance gain/loss from 3rd Qtr to Finish  
Blue arrow indicates best gain in these quarters.



8  
0  
0

Visual positions in race at 2nd Quarter



4  
0  
0

Visual positions in race at 3rd Quarter

