

# Bunbury Race 1 Distance 2100m

Tuesday, 14 January 2025


Gross Time: 2:36.70 MileRate: 2:00.10 LeadTime: 37.00s First Qtr: 31.70s Second Qtr: 30.30s Third Qtr: 29.10s Fourth Qtr: 28.60s

DATA TABLE: 800 / 400 Posi's are position from leader and (how wide the horse was at that position)

No	Horse	Plc	Mar	800 Posi	400 Posi	Time	3rd Qtr	4th Qt
4	PRINCESS MICKAYLA	1	0.0m	5.0m (1)	5.4m (1)	2:36.70	29.13s	28.21s
5	LOCAL RESIDENT	2	0.5m	12.6m (1)	13.8m (1)	2:36.74	29.18s	27.65s
8	AMARETTO ANGEL	3	6.9m	4.6m (0)	4.8m (0)	2:37.22	29.11s	28.78s
12	MISS STEFANI	4	8.6m	22.8m (0)	23.0m (2)	2:37.35	29.10s	27.60s
6	VEEFORVICTORY	5	9.3m	9.0m (1)	9.8m (1)	2:37.40	29.15s	28.60s
3	ELEPHANT ROCK	6	10.2m	0.8m (1)	1.4m (1)	2:37.47	29.14s	29.27s
1	SWEET SASSYMOLASSY	7	11.1m	0.0m (0)	0.0m (0)	2:37.53	29.10s	29.43s
10	SPIRITOFANANGEL	8	14.8m	14.1m (0)	19.8m (1)	2:37.81	29.50s	28.29s
2	THE REAL MIKOY	9	15.2m	9.4m (0)	12.1m (0)	2:37.84	29.29s	28.87s
7	STAPLETON	10	18.1m	16.9m (1)	16.6m (2)	2:38.06	29.07s	28.77s
11	CAMEOS DELIGHT	11	19.3m	18.3m (0)	19.4m (0)	2:38.15	29.17s	28.66s
9	RAJAH ROCKS	12	289.2m	17.4m (2)	192.0m (2)	2:58.42	41.61s	36.55s

## Finish Position and metres gained

First Arrow shows distance gain/loss from 2nd Qtr to 3rd Qtr, Second Arrow shows distance gain/loss from 3rd Qtr to Finish  
Blue arrow indicates best gain in these quarters.



800

Visual positions in race at 2nd Quarter



400

Visual positions in race at 3rd Quarter



# Bunbury Race 2 Distance 2100m

Tuesday, 14 January 2025


Gross Time: 2:35.00 MileRate: 1:58.80 LeadTime: 35.00s First Qtr: 29.50s Second Qtr: 30.60s Third Qtr: 31.50s Fourth Qtr: 28.40s

DATA TABLE: 800 / 400 Posi's are position from leader and (how wide the horse was at that position)

No	Horse	Plc	Mar	800 Posi	400 Posi	Time	3rd Qtr	4th Qt
5	COPY OF PARIS	1	0.0m	0.0m (0)	0.0m (0)	2:35.00	31.50s	28.40s
9	CHAMPAGNE STYLE	2	2.5m	7.5m (1)	2.4m (2)	2:35.19	31.11s	28.41s
7	SOHO CONFIDENTIAL	3	3.3m	4.9m (0)	4.2m (0)	2:35.25	31.44s	28.34s
8	VALHALLA MISS	4	8.8m	13.4m (0)	14.2m (0)	2:35.66	31.54s	28.00s
1	TRITTRITTBANGBAN G	5	11.3m	9.5m (0)	9.5m (0)	2:35.84	31.49s	28.53s
10	SIDSTREPO	6	13.2m	12.1m (1)	7.4m (1)	2:35.98	31.13s	28.83s
2	HERE COMES SHARKIE	7	18.5m	17.5m (0)	18.3m (0)	2:36.38	31.53s	28.42s
3	SUNDANCER RAINBOW	7	18.5m	3.2m (1)	2.7m (1)	2:36.38	31.46s	29.58s
4	ZUEDE	9	19.2m	20.5m (1)	11.6m (1)	2:36.43	30.80s	28.97s
11	THEYCALL ME STOOGIE	10	21.2m	16.6m (1)	7.3m (2)	2:36.58	30.78s	29.44s
12	I SEE FIRE	11	23.2m	22.1m (0)	17.6m (1)	2:36.73	31.13s	28.82s
6	BONSTAR	12	37.4m	24.6m (1)	15.9m (2)	2:37.79	30.81s	30.01s

## Finish Position and metres gained

First Arrow shows distance gain/loss from 2nd Qtr to 3rd Qtr, Second Arrow shows distance gain/loss from 3rd Qtr to Finish Blue arrow indicates best gain in these quarters.



800

Visual positions in race at 2nd Quarter



400

Visual positions in race at 3rd Quarter



Powered by **PJ Harness Analyser**

Sectional Analysis Software

Not just form | Free Trial

[www.facebook.com/PJHarnessRacing](http://www.facebook.com/PJHarnessRacing)



RISE Digital, Harness Racing Australia nor the provider accepts any responsibility for the completeness or accuracy of any of the information contained herein, and makes no representations about its suitability for any particular purpose. Users should make their own judgements about those matters and/or seek independent advice. You assume all risks associated with use of data provided on this page

# Bunbury Race 3 Distance 2100m

Tuesday, 14 January 2025


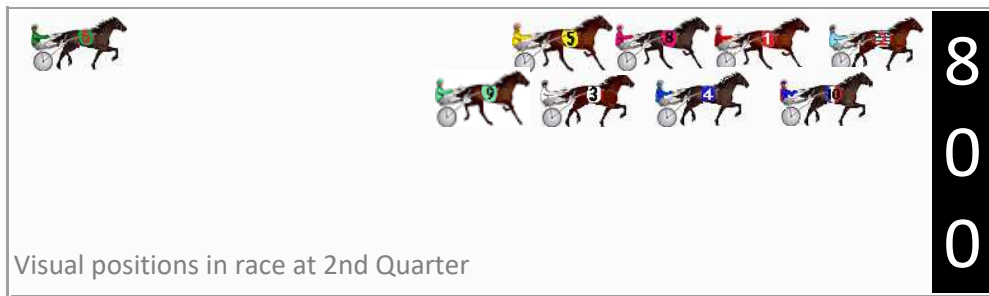
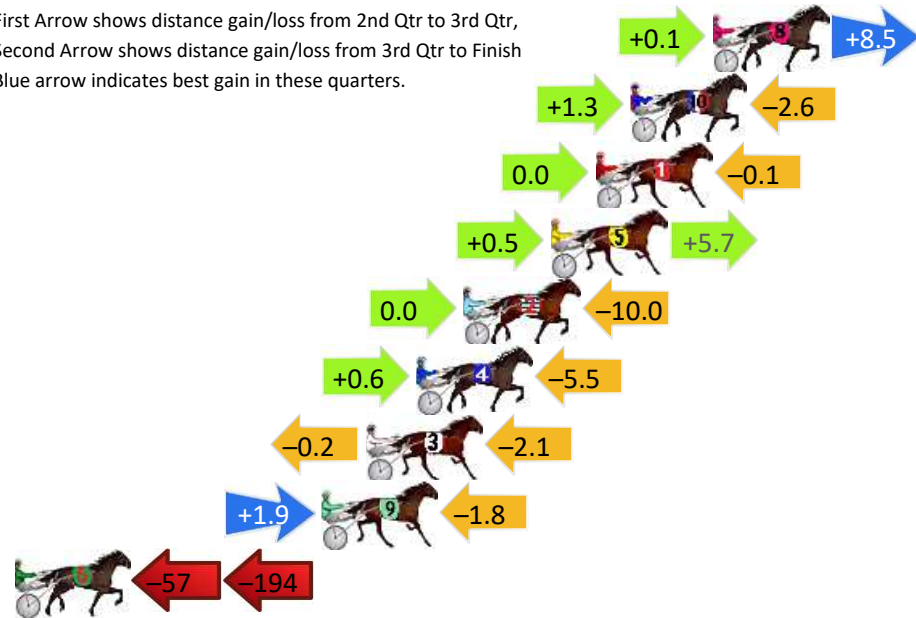
Gross Time: 2:35.70 MileRate: 1:59.40 LeadTime: 37.20s First Qtr: 32.30s Second Qtr: 28.20s Third Qtr: 28.90s Fourth Qtr: 29.10s

DATA TABLE: 800 / 400 Posi's are position from leader and (how wide the horse was at that position)

No	Horse	Plc	Mar	800 Posi	400 Posi	Time	3rd Qtr	4th Qt
8	GEE SMITH	1	0.0m	8.6m (0)	8.5m (0)	2:35.70	28.91s	28.49s
10	LORD PUBLISHER	2	3.3m	2.0m (1)	0.7m (1)	2:35.95	28.81s	29.30s
1	BIG BOZZ	3	4.7m	4.6m (0)	4.6m (0)	2:36.06	28.91s	29.13s
5	MAKE IT QUICK	4	6.5m	12.7m (0)	12.2m (0)	2:36.20	28.89s	28.72s
2	DOVE CRY	5	10.0m	0.0m (0)	0.0m (0)	2:36.46	28.90s	29.86s
4	ALLWOOD MACH	6	11.9m	7.0m (1)	6.4m (1)	2:36.61	28.87s	29.55s
3	YOU FLY WITH ME	7	13.9m	11.6m (1)	11.8m (1)	2:36.76	28.94s	29.31s
9	KOBE EDWARD	8	15.7m	15.8m (1)	13.9m (2)	2:36.90	28.79s	29.30s
6	GET YA BETS ON	9	579.2m	329.5m (0)	386.0m (0)	3:19.92	33.63s	45.49s

## Finish Position and metres gained

First Arrow shows distance gain/loss from 2nd Qtr to 3rd Qtr, Second Arrow shows distance gain/loss from 3rd Qtr to Finish Blue arrow indicates best gain in these quarters.





# Bunbury Race 4 Distance 2100m

Tuesday, 14 January 2025


Gross Time: 2:33.90 MileRate: 1:58.00 LeadTime: 36.10s First Qtr: 31.10s Second Qtr: 28.50s Third Qtr: 29.20s Fourth Qtr: 29.00s

DATA TABLE: 800 / 400 Posi's are position from leader and (how wide the horse was at that position)

No	Horse	Plc	Mar	800 Posi	400 Posi	Time	3rd Qtr	4th Qt
2	HI SUGA RUSH	1	0.0m	0.0m (0)	0.0m (0)	2:33.90	29.20s	29.00s
10	CODENAME MARCUS	2	1.3m	16.4m (1)	13.6m (2)	2:34.00	29.02s	28.12s
1	AUCKLAND JET	3	1.3m	4.2m (0)	4.8m (0)	2:34.00	29.25s	28.75s
3	TORPEDO ROCK	4	2.5m	3.0m (1)	1.8m (1)	2:34.09	29.12s	29.06s
6	GULLY GUM	5	4.9m	21.0m (1)	9.4m (2)	2:34.27	28.39s	28.69s
7	KINGSEAT	6	10.8m	12.4m (0)	13.8m (0)	2:34.72	29.32s	28.82s
8	TUMBLIN DICE	7	11.9m	8.2m (0)	10.0m (0)	2:34.81	29.34s	29.19s
5	KOPPER KOTE	8	16.8m	16.9m (0)	17.7m (1)	2:35.18	29.28s	29.00s
9	JUSTLIKE TURBO	9	20.9m	12.1m (1)	12.5m (1)	2:35.49	29.24s	29.69s
4	SOHO GIGOLO	10	47.4m	6.9m (1)	7.9m (1)	2:37.51	29.28s	32.04s

## Finish Position and metres gained

First Arrow shows distance gain/loss from 2nd Qtr to 3rd Qtr, Second Arrow shows distance gain/loss from 3rd Qtr to Finish  
Blue arrow indicates best gain in these quarters.



800

Visual positions in race at 2nd Quarter



400

Visual positions in race at 3rd Quarter



# Bunbury Race 5 Distance 2100m

Tuesday, 14 January 2025


Gross Time: 2:34.50 MileRate: 1:58.40 LeadTime: 34.40s First Qtr: 29.60s Second Qtr: 31.70s Third Qtr: 29.60s Fourth Qtr: 29.20s

DATA TABLE: 800 / 400 Posi's are position from leader and (how wide the horse was at that position)

No	Horse	Plc	Mar	800 Posi	400 Posi	Time	3rd Qtr	4th Qt
7	REINETTE	1	0.0m	0.0m (0)	0.0m (0)	2:34.50	29.60s	29.20s
5	THE KHUKRI	2	5.1m	3.3m (1)	2.2m (1)	2:34.89	29.52s	29.43s
3	LAZARUS STAR	3	5.7m	4.0m (0)	4.3m (0)	2:34.94	29.62s	29.33s
8	CHARLI BROWN	4	22.1m	7.6m (1)	6.3m (2)	2:36.19	29.50s	30.43s
4	BOOM IT UP	5	25.0m	13.9m (0)	15.1m (0)	2:36.41	29.68s	30.01s
6	LUCKY COPY	6	30.5m	8.4m (0)	9.7m (0)	2:36.84	29.69s	30.83s
2	PINEAPPLE	7	34.7m	12.8m (1)	11.0m (1)	2:37.16	29.46s	31.06s
1	ALWAYS SEA MIKI	8	40.6m	19.3m (0)	22.3m (0)	2:37.61	29.81s	30.68s
9	EAGLE BOY	9	51.5m	24.1m (0)	28.5m (0)	2:38.44	29.91s	31.06s

## Finish Position and metres gained

First Arrow shows distance gain/loss from 2nd Qtr to 3rd Qtr,  
Second Arrow shows distance gain/loss from 3rd Qtr to Finish  
Blue arrow indicates best gain in these quarters.



800

Visual positions in race at 2nd Quarter



400

Visual positions in race at 3rd Quarter



# Bunbury Race 6 Distance 2100m

Tuesday, 14 January 2025

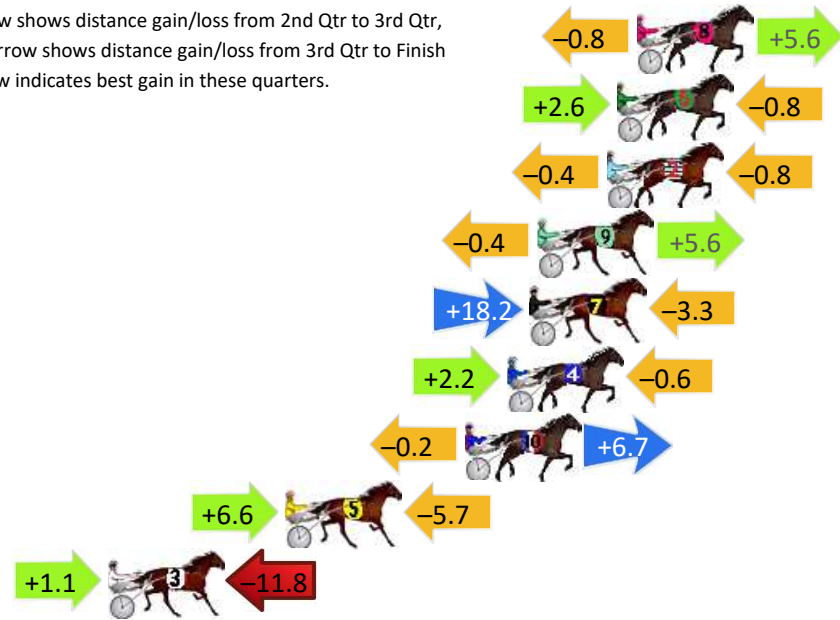
Gross Time: 2:39.60 MileRate: 2:02.30 LeadTime: 37.00s First Qtr: 33.90s Second Qtr: 31.40s Third Qtr: 29.20s Fourth Qtr: 28.10s

DATA TABLE: 800 / 400 Posi's are position from leader and (how wide the horse was at that position)

No	Horse	Plc	Mar	800 Posi	400 Posi	Time	3rd Qtr	4th Qt
8	YAWOMA	1	0.0m	4.8m (0)	5.6m (0)	2:39.60	29.25s	27.70s
6	HAVEYOU METTED	2	0.8m	2.6m (1)	0.0m (1)	2:39.66	29.01s	28.16s
2	JOE WITH THE FLOW	3	1.2m	0.0m (0)	0.4m (0)	2:39.69	29.23s	28.16s
9	TA IN ADVANCE	4	4.0m	9.2m (0)	9.6m (0)	2:39.90	29.21s	27.72s
7	ACOLT NAMEDSU	5	4.3m	19.2m (1)	1.0m (2)	2:39.92	27.88s	28.35s
4	PATH OF GOLD	6	5.2m	6.8m (1)	4.6m (1)	2:39.98	29.04s	28.15s
10	SKIPPIN CLASS	7	6.9m	13.4m (0)	13.6m (0)	2:40.11	29.20s	27.64s
5	BRIGGS ON BOND	8	14.1m	15.0m (1)	8.4m (2)	2:40.64	28.71s	28.54s
3	BATAVIA STORM	9	21.2m	10.5m (1)	9.4m (1)	2:41.17	29.11s	29.00s

## Finish Position and metres gained

First Arrow shows distance gain/loss from 2nd Qtr to 3rd Qtr, Second Arrow shows distance gain/loss from 3rd Qtr to Finish  
Blue arrow indicates best gain in these quarters.



8  
0  
0

Visual positions in race at 2nd Quarter



4  
0  
0

Visual positions in race at 3rd Quarter



# Bunbury Race 7 Distance 2100m

Tuesday, 14 January 2025


Gross Time: 2:36.40 MileRate: 1:59.90 LeadTime: 37.20s First Qtr: 32.00s Second Qtr: 29.20s Third Qtr: 29.20s Fourth Qtr: 28.80s

DATA TABLE: 800 / 400 Posi's are position from leader and (how wide the horse was at that position)

No	Horse	Plc	Mar	800 Posi	400 Posi	Time	3rd Qtr	4th Qt
7	MY HAMMER DOWN	1	0.0m	0.0m (0)	0.0m (0)	2:36.40	29.20s	28.80s
8	STRIKING A DEAL	2	15.6m	11.3m (0)	9.6m (0)	2:37.58	29.07s	29.29s
5	GALEOCERDO CUVIER	3	17.0m	4.1m (0)	4.9m (0)	2:37.69	29.25s	29.74s
6	ALTA EXPRESS	4	25.4m	7.4m (1)	6.8m (2)	2:38.32	29.15s	30.23s
4	IDEALINCIDER	5	30.5m	18.2m (0)	13.7m (1)	2:38.71	28.87s	30.12s
1	MY SWEET ADDICTION	6	31.6m	14.1m (1)	9.6m (3)	2:38.79	28.87s	30.50s
3	TELKEM JAY	7	71.0m	2.6m (1)	4.9m (1)	2:41.77	29.36s	33.82s

## Finish Position and metres gained

First Arrow shows distance gain/loss from 2nd Qtr to 3rd Qtr, Second Arrow shows distance gain/loss from 3rd Qtr to Finish  
Blue arrow indicates best gain in these quarters



800

Visual positions in race at 2nd Quarter



400

Visual positions in race at 3rd Quarter





# Bunbury Race 8 Distance 2100m

Tuesday, 14 January 2025

Gross Time: 2:39.30 MileRate: 2:02.10 LeadTime: 36.40s First Qtr: 32.70s Second Qtr: 31.20s Third Qtr: 28.70s Fourth Qtr: 30.30s

DATA TABLE: 800 / 400 Posi's are position from leader and (how wide the horse was at that position)

No	Horse	Plc	Mar	800 Posi	400 Posi	Time	3rd Qtr	4th Qt
8	CIGANDA	1	0.0m	2.8m (1)	0.7m (1)	2:39.30	28.55s	30.25s
4	PAPER CRANE	2	0.1m	0.0m (0)	0.0m (0)	2:39.31	28.70s	30.31s
3	VICIOUSLY UNKIND	3	2.1m	4.9m (0)	5.2m (0)	2:39.47	28.73s	30.09s
2	ALLIZEE	4	4.5m	7.7m (1)	11.1m (0)	2:39.66	28.96s	29.85s
6	FOLLOW YOUR MOTHER	5	7.4m	12.2m (1)	22.0m (0)	2:39.89	29.44s	29.28s
7	WESMEDAD	6	14.9m	16.8m (1)	23.3m (1)	2:40.48	29.21s	29.77s
1	MAPLE MAREE	7	95.1m	13.7m (0)	62.1m (0)	2:46.84	32.27s	33.29s
5	MISS ROSETTA	8	135.1m	9.1m (0)	89.3m (0)	2:50.02	34.60s	34.47s

## Finish Position and metres gained

First Arrow shows distance gain/loss from 2nd Qtr to 3rd Qtr, Second Arrow shows distance gain/loss from 3rd Qtr to Finish Blue arrow indicates best gain in these quarters.

