

Albany Race 1 Distance 2265m

Friday, 20 December 2024



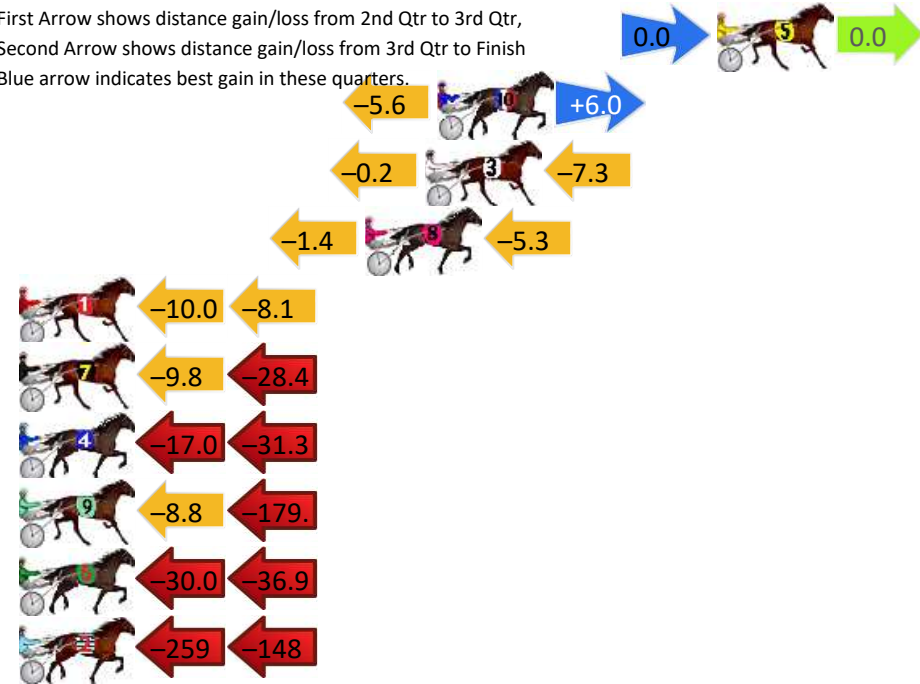
Gross Time: 2:50.70 MileRate: 2:01.30 LeadTime: 47.60s First Qtr: 30.80s Second Qtr: 29.60s Third Qtr: 30.70s Fourth Qtr: 32.00s

DATA TABLE: 800 / 400 Posi's are position from leader and (how wide the horse was at that position)

No	Horse	Plc	Mar	800 Posi	400 Posi	Time	3rd Qtr	4th Qt
5	PRINCESS KATIE	1	0.0m	0.0m (0)	0.0m (0)	2:50.70	30.70s	32.00s
10	SEASIDEJO	2	11.2m	11.6m (1)	17.2m (2)	2:51.64	31.15s	31.52s
3	GRIN DESTINY	3	11.7m	4.2m (0)	4.4m (0)	2:51.68	30.70s	32.58s
8	TEMPT THE STARS	4	14.1m	7.4m (1)	8.8m (0)	2:51.88	30.80s	32.42s
1	LOWLANDS BEACH BOY	5	36.5m	18.4m (1)	28.4m (1)	2:53.75	31.47s	32.64s
7	CODENAME ELLIOT	6	43.2m	5.0m (2)	14.8m (1)	2:54.31	31.42s	34.26s
4	SHOAL BAY	7	61.3m	13.0m (0)	30.0m (0)	2:55.82	31.97s	34.49s
9	IM BOSS	8	189.5m	1.6m (1)	10.4m (1)	3:06.53	31.10s	46.25s
6	NINETY MILE BEACH	9	226.9m	160.0m (0)	190.0m (0)	3:09.66	32.98s	34.94s
2	NAVAJO DARDI	10	428.0m	21.8m (0)	280.0m (0)	3:26.46	50.58s	43.77s

Finish Position and metres gained

First Arrow shows distance gain/loss from 2nd Qtr to 3rd Qtr, Second Arrow shows distance gain/loss from 3rd Qtr to Finish Blue arrow indicates best gain in these quarters.



Albany Race 2 Distance 1832m

Friday, 20 December 2024


Gross Time: 2:17.10 MileRate: 2:00.40 LeadTime: 14.50s First Qtr: 31.90s Second Qtr: 31.50s Third Qtr: 30.10s Fourth Qtr: 29.10s

DATA TABLE: 800 / 400 Posi's are position from leader and (how wide the horse was at that position)

No	Horse	Plc	Mar	800 Posi	400 Posi	Time	3rd Qtr	4th Qt
5	MISTER KOPA	1	0.0m	7.6m (1)	1.4m (1)	2:17.10	29.64s	29.00s
2	STEP IT UP	2	5.3m	0.0m (0)	0.0m (0)	2:17.50	30.11s	29.48s
7	LETS ROCK TONIGHT	3	11.7m	19.0m (2)	3.6m (2)	2:17.99	28.98s	29.69s
4	INFRINGEMENTNOTICE	4	21.7m	4.4m (0)	5.2m (0)	2:18.76	30.18s	30.29s
6	SPORTS CENTRAL	5	24.6m	12.6m (1)	8.8m (1)	2:18.98	29.84s	30.24s
9	ARMA WARRIOR	6	24.8m	17.0m (0)	15.6m (0)	2:18.99	30.01s	29.77s
1	SANFORD LORETTA	7	28.0m	8.8m (0)	11.6m (0)	2:19.24	30.33s	30.29s
8	SOUNDS LIKE FUN	8	28.7m	17.4m (1)	8.2m (2)	2:19.29	29.45s	30.58s
3	SECOND AMENDMENT	9	28.9m	13.0m (0)	15.0m (1)	2:19.31	30.26s	30.11s
10	BATAVIA JANE	10	81.6m	23.8m (0)	40.0m (0)	2:23.33	31.34s	32.11s

Finish Position and metres gained

First Arrow shows distance gain/loss from 2nd Qtr to 3rd Qtr, Second Arrow shows distance gain/loss from 3rd Qtr to Finish Blue arrow indicates best gain in these quarters.



800

Visual positions in race at 2nd Quarter



400

Visual positions in race at 3rd Quarter



Sectional Analysis Software

Not just form | Free Trial

www.facebook.com/PJHarnessRacing



RISE Digital, Harness Racing Australia nor the provider accepts any responsibility for the completeness or accuracy of any of the information contained herein, and makes no representations about its suitability for any particular purpose. Users should make their own judgements about those matters and/or seek independent advice. You assume all risks associated with use of data provided on this page

Albany Race 3 Distance 2265m

Friday, 20 December 2024




Gross Time: 2:46.20 MileRate: 1:58.10 LeadTime: 46.10s First Qtr: 29.80s Second Qtr: 29.70s Third Qtr: 30.30s Fourth Qtr: 30.30s

DATA TABLE: 800 / 400 Posi's are position from leader and (how wide the horse was at that position)

No	Horse	Plc	Mar	800 Posi	400 Posi	Time	3rd Qtr	4th Qt
4	HEEZ A VIBE	1	0.0m	0.0m (0)	0.0m (0)	2:46.20	30.30s	30.30s
10	BETTERTHAN SECRET	2	6.1m	16.6m (1)	12.0m (1)	2:46.68	29.95s	29.86s
1	MY GRAND ANGUS	3	15.3m	7.2m (1)	7.4m (1)	2:47.41	30.32s	30.90s
6	THE BEACH MASTER	4	16.7m	2.2m (1)	2.8m (1)	2:47.52	30.35s	31.35s
9	SANFORD HARRY	5	21.4m	24.8m (1)	17.2m (1)	2:47.90	29.73s	30.62s
8	SANFORD BART	6	42.1m	16.0m (0)	21.6m (0)	2:49.54	30.72s	31.84s
5	KINGSEAT	7	51.1m	4.4m (0)	5.6m (0)	2:50.25	30.39s	33.73s
2	SAVE THIS DANCE	8	65.0m	9.4m (0)	16.4m (0)	2:51.36	30.83s	33.96s
7	ESCAPEFROMREALITY	9	208.5m	26.0m (0)	140.0m (0)	3:02.74	38.89s	35.46s

Finish Position and metres gained

First Arrow shows distance gain/loss from 2nd Qtr to 3rd Qtr, Second Arrow shows distance gain/loss from 3rd Qtr to Finish Blue arrow indicates best gain in these quarters.



Albany Race 4 Distance 1832m

Friday, 20 December 2024


Gross Time: 2:18.00 MileRate: 2:01.20 LeadTime: 14.10s First Qtr: 33.10s Second Qtr: 31.20s Third Qtr: 29.60s Fourth Qtr: 30.00s

DATA TABLE: 800 / 400 Posi's are position from leader and (how wide the horse was at that position)

No	Horse	Plc	Mar	800 Posi	400 Posi	Time	3rd Qtr	4th Qt
2	EKARA NAVAJO	1	0.0m	6.6m (1)	8.4m (2)	2:18.00	29.74s	29.37s
3	LIQUIDATOR	2	4.0m	0.0m (0)	0.0m (0)	2:18.31	29.60s	30.30s
7	ALTACHAERA	3	8.1m	12.6m (0)	15.8m (0)	2:18.64	29.84s	29.43s
1	AMELIA ROCKS	4	8.7m	4.4m (0)	6.8m (0)	2:18.68	29.78s	30.14s
4	SUN AND SAND	5	9.3m	8.6m (0)	11.6m (0)	2:18.73	29.82s	29.83s
5	ANYLOVEISGOODLOVE	6	10.6m	14.8m (1)	19.0m (1)	2:18.83	29.92s	29.37s
6	DAISY JONES	7	12.4m	19.0m (1)	23.2m (1)	2:18.97	29.92s	29.19s
10	JUST A PET	8	13.2m	2.6m (1)	6.2m (1)	2:19.04	29.86s	30.52s
9	BONNIE PAULINE	9	13.7m	10.6m (1)	14.4m (1)	2:19.08	29.88s	29.95s
8	SHADRACH	10	27.2m	17.4m (0)	22.8m (0)	2:20.14	30.00s	30.33s

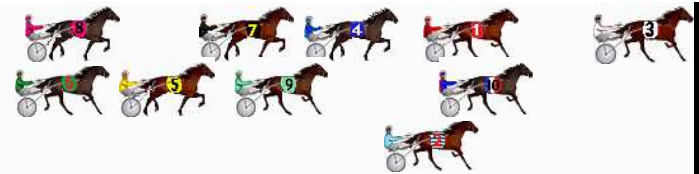
Finish Position and metres gained

First Arrow shows distance gain/loss from 2nd Qtr to 3rd Qtr, Second Arrow shows distance gain/loss from 3rd Qtr to Finish
Blue arrow indicates best gain in these quarters.



800

Visual positions in race at 2nd Quarter



400

Visual positions in race at 3rd Quarter



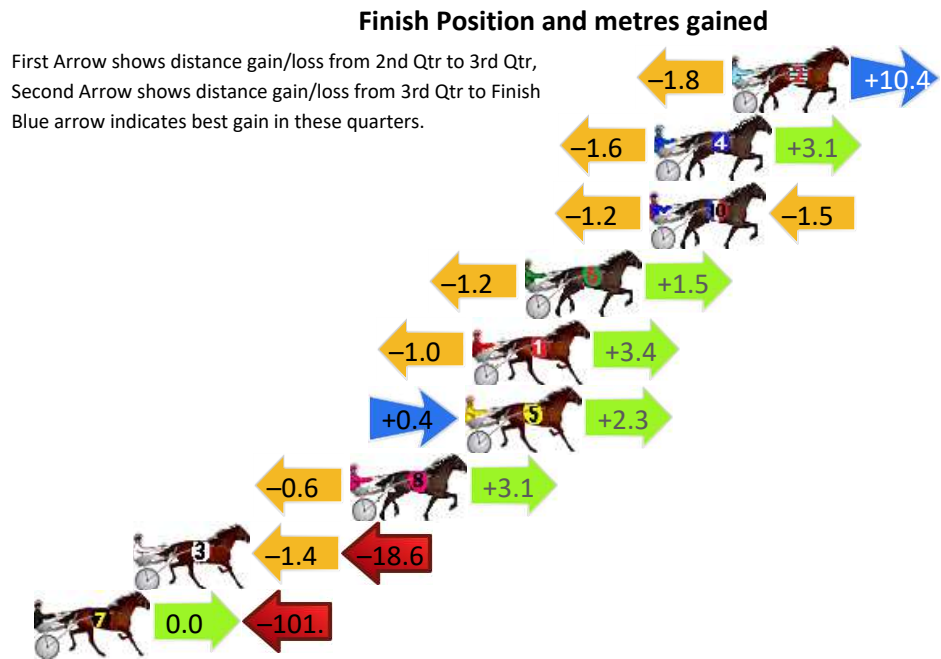
Albany Race 5 Distance 2265m

Friday, 20 December 2024

Gross Time: 2:49.10 MileRate: 2:00.10 LeadTime: 47.60s First Qtr: 30.60s Second Qtr: 30.70s Third Qtr: 29.20s Fourth Qtr: 31.00s

DATA TABLE: 800 / 400 Posi's are position from leader and (how wide the horse was at that position)

NoHorse	Plc	Mar	800 Posi	400 Posi	Time	3rd Qtr	4th Qt
2 MISTER PICCOLO	1	0.0m	8.6m (0)	10.4m (0)	2:49.10	29.36s	30.20s
4 DEL BOCAVISTA BAY	2	3.1m	4.6m (0)	6.2m (0)	2:49.35	29.33s	30.76s
10 TUBBS FARQUHAR	3	3.3m	0.6m (0)	1.8m (0)	2:49.37	29.29s	31.12s
6 BEYOND BLING	4	8.3m	8.6m (1)	9.8m (1)	2:49.77	29.29s	30.88s
1 RECOVER LOVER	5	10.4m	12.8m (0)	13.8m (1)	2:49.94	29.28s	30.74s
5 KOLISI	6	10.7m	13.4m (1)	13.0m (2)	2:49.97	29.18s	30.82s
8 HIGHLY FLAMMABLE	7	15.3m	17.8m (1)	18.4m (1)	2:50.34	29.25s	30.76s
3 KOOLBARDI NAVAJO	8	24.0m	4.0m (1)	5.4m (1)	2:51.05	29.26s	32.43s
7 BLAZE ON	9	101.3m	0.0m (1)	0.0m (1)	2:57.31	28.97s	38.81s



800

Visual positions in race at 2nd Quarter



400

Visual positions in race at 3rd Quarter



Albany Race 6 Distance 2648m

Friday, 20 December 2024


Gross Time: 3:25.90 MileRate: 2:02.40 LeadTime: 83.50s First Qtr: 32.80s Second Qtr: 29.90s Third Qtr: 29.20s Fourth Qtr: 30.50s

DATA TABLE: 800 / 400 Posi's are position from leader and (how wide the horse was at that position)

NoHorse	Plc	Mar	800 Posi	400 Posi	Time	3rd Qtr	4th Qt
7 MY ULTIMATE CHEVRON	1	0.0m	17.0m (1)	5.0m (2)	3:25.90	28.32s	30.12s
8 THOMSON BAY	2	0.4m	21.4m (1)	9.6m (2)	3:25.93	28.34s	29.80s
5 BEACH CAPTAIN	3	4.5m	4.6m (1)	1.2m (1)	3:26.26	28.94s	30.75s
6 GOTA GOOD WARHOL	4	5.7m	12.8m (1)	1.0m (2)	3:26.35	28.32s	30.86s
2 VINITA ROSE	5	6.5m	8.6m (1)	5.4m (1)	3:26.42	28.96s	30.58s
4 WANDERING GIRL	6	17.9m	4.4m (0)	4.6m (0)	3:27.33	29.19s	31.51s
3 IMMACHULATE	7	22.6m	0.0m (0)	0.0m (0)	3:27.70	29.16s	32.21s
1 CAMEOS DELIGHT	8	96.9m	11.4m (0)	14.8m (0)	3:33.63	29.32s	36.73s

Finish Position and metres gained

First Arrow shows distance gain/loss from 2nd Qtr to 3rd Qtr, Second Arrow shows distance gain/loss from 3rd Qtr to Finish
Blue arrow indicates best gain in these quarters.



800

Visual positions in race at 2nd Quarter



400

Visual positions in race at 3rd Quarter



Albany Race 7 Distance 2265m

Friday, 20 December 2024



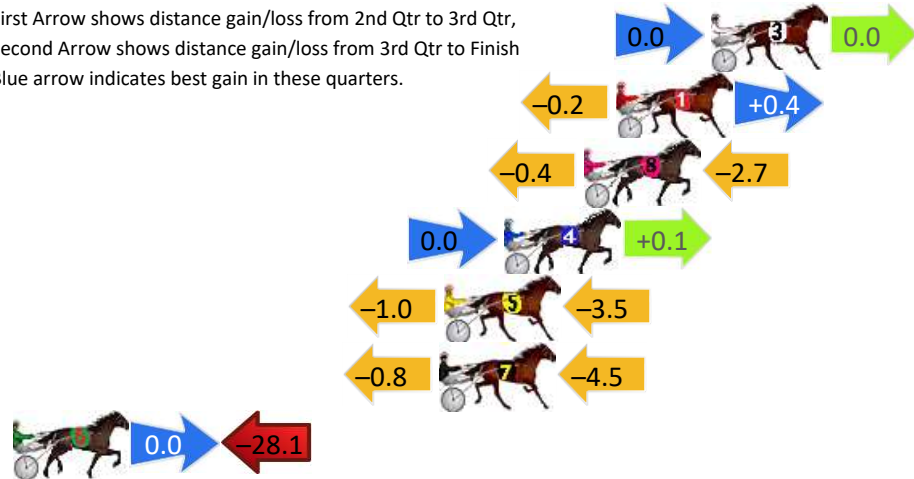
Gross Time: 2:53.60 MileRate: 2:03.40 LeadTime: 50.90s First Qtr: 33.40s Second Qtr: 31.80s Third Qtr: 28.60s Fourth Qtr: 28.90s

DATA TABLE: 800 / 400 Posi's are position from leader and (how wide the horse was at that position)

NoHorse	Plc	Mar	800 Posi	400 Posi	Time	3rd Qtr	4th Qt	
3	POCKETFUL OF OPALS	1	0.0m	0.0m (0)	0.0m (0)	2:53.60	28.60s	28.90s
1	DIAMOND DANCE	2	3.8m	4.0m (0)	4.2m (0)	2:53.89	28.61s	28.87s
8	AMERICAN MONARCH	3	5.1m	2.0m (1)	2.4m (1)	2:53.99	28.63s	29.09s
4	KEPTAIN COURAGEOUS	4	8.3m	8.4m (0)	8.4m (0)	2:54.23	28.60s	28.89s
5	HEAVENLY BLISS	5	10.7m	6.2m (1)	7.2m (1)	2:54.41	28.67s	29.15s
7	SPRING LINE	6	10.9m	5.6m (2)	6.4m (2)	2:54.43	28.66s	29.22s
6	GYPSY DRAGON	7	41.5m	13.4m (0)	13.4m (1)	2:56.75	28.59s	30.92s

Finish Position and metres gained

First Arrow shows distance gain/loss from 2nd Qtr to 3rd Qtr, Second Arrow shows distance gain/loss from 3rd Qtr to Finish. Blue arrow indicates best gain in these quarters.



Visual positions in race at 2nd Quarter

Visual positions in race at 3rd Quarter



Albany Race 8 Distance 2265m

Friday, 20 December 2024

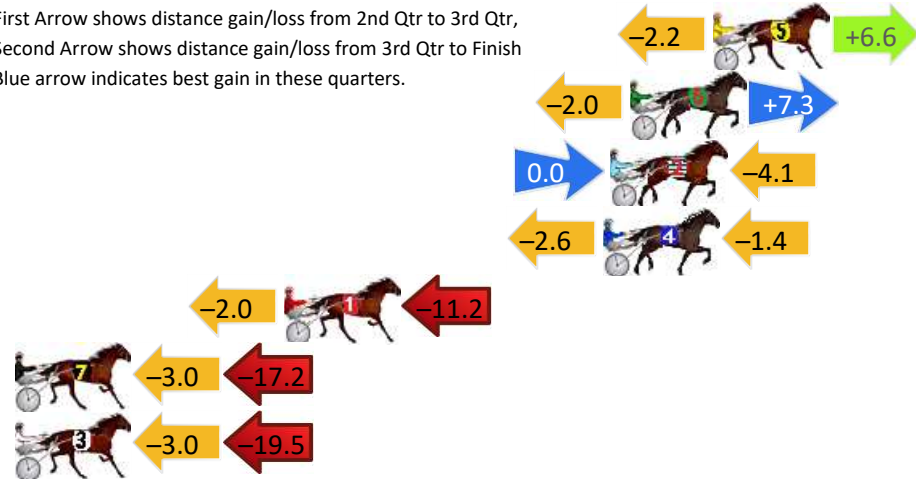
Gross Time: 2:58.90 MileRate: 2:07.10 LeadTime: 53.80s First Qtr: 33.30s Second Qtr: 31.50s Third Qtr: 30.20s Fourth Qtr: 30.10s

DATA TABLE: 800 / 400 Posi's are position from leader and (how wide the horse was at that position)

No	Horse	Plc	Mar	800 Posi	400 Posi	Time	3rd Qtr	4th Qt
5	BONNIE SWEETAPPLE	1	0.0m	4.4m (1)	6.6m (2)	2:58.90	30.36s	29.61s
6	IDONTWANABEAPIRATE	2	3.3m	8.6m (1)	10.6m (1)	2:59.16	30.35s	29.55s
2	BLIND EDITION	3	4.1m	0.0m (0)	0.0m (0)	2:59.22	30.20s	30.41s
4	ON GOLDEN ROAD	4	4.4m	0.4m (1)	3.0m (1)	2:59.25	30.40s	30.20s
1	BETTORPAYUP	5	17.2m	4.0m (0)	6.0m (0)	3:00.26	30.35s	30.94s
7	SMOOTH TRANSACTION	6	28.6m	8.4m (0)	11.4m (0)	3:01.15	30.43s	31.39s
3	KALUGA BAY	7	35.7m	13.2m (0)	16.2m (1)	3:01.71	30.43s	31.56s

Finish Position and metres gained

First Arrow shows distance gain/loss from 2nd Qtr to 3rd Qtr, Second Arrow shows distance gain/loss from 3rd Qtr to Finish. Blue arrow indicates best gain in these quarters.



800

Visual positions in race at 2nd Quarter



400

Visual positions in race at 3rd Quarter

