

Gloucester Park Race 1 Distance 2130m

Friday, 20 December 2024


Gross Time: 2:34.90 MileRate: 1:57.10 LeadTime: 37.30s First Qtr: 30.50s Second Qtr: 30.70s Third Qtr: 28.00s Fourth Qtr: 28.40s

DATA TABLE: 800 / 400 Posi's are position from leader and (how wide the horse was at that position)

No	Horse	Plc	Mar	800 Posi	400 Posi	Time	3rd Qtr	4th Qt
5	IM LIGHTNING BANNER	1	0.0m	0.0m (0)	0.0m (0)	2:34.90	28.00s	28.40s
8	THENU CAME ALONG	2	0.5m	17.2m (1)	7.5m (2)	2:34.94	27.32s	27.91s
11	MAXIMUM ROCK	3	2.2m	4.6m (1)	7.2m (1)	2:35.06	28.18s	28.06s
9	SOHO SKYFALL	4	7.0m	17.0m (0)	12.6m (2)	2:35.42	27.70s	28.04s
7	KABOCHON	5	10.7m	0.6m (1)	3.5m (1)	2:35.70	28.20s	28.96s
4	THELITTLE MASTER	6	14.8m	12.9m (1)	3.8m (2)	2:36.00	27.36s	29.24s
6	FRANKLIN DELANO	7	20.9m	12.4m (0)	16.8m (0)	2:36.46	28.32s	28.78s
2	KURIOUS BOY	8	22.1m	8.9m (1)	12.0m (1)	2:36.55	28.22s	29.21s
1	DRIVE LINE	9	22.3m	4.0m (0)	8.3m (0)	2:36.56	28.30s	29.48s
10	PETES HONOUR	10	23.3m	8.3m (0)	12.6m (0)	2:36.64	28.30s	29.26s
3	JIMMY ROCKS	11	26.3m	21.6m (0)	19.2m (1)	2:36.86	27.84s	29.02s


Finish Position and metres gained

First Arrow shows distance gain/loss from 2nd Qtr to 3rd Qtr, Second Arrow shows distance gain/loss from 3rd Qtr to Finish
Blue arrow indicates best gain in these quarters.



800

Visual positions in race at 2nd Quarter



400

Visual positions in race at 3rd Quarter



Sectional Analysis Software
Not just form | Free Trial



RISE Digital, Harness Racing Australia nor the provider accepts any responsibility for the completeness or accuracy of any of the information contained herein, and makes no representations about its suitability for any particular purpose. Users should make their own judgements about those matters and/or seek independent advice. You assume all risks associated with use of data provided on this page

www.facebook.com/PJHarnessRacing

Gloucester Park Race 2 Distance 1730m

Friday, 20 December 2024


Gross Time: 2:01.90 MileRate: 1:53.40 LeadTime: 7.70s First Qtr: 29.70s Second Qtr: 29.00s Third Qtr: 27.60s Fourth Qtr: 27.90s

DATA TABLE: 800 / 400 Posi's are position from leader and (how wide the horse was at that position)

No	Horse	Plc	Mar	800 Posi	400 Posi	Time	3rd Qtr	4th Qt
1	STREET HAWK	1	0.0m	0.0m (0)	0.0m (0)	2:01.90	27.60s	27.90s
10	EZANA	2	10.1m	3.8m (0)	6.4m (0)	2:02.64	27.78s	28.20s
6	OTIS	3	11.7m	1.5m (1)	3.8m (1)	2:02.76	27.76s	28.50s
11	SUGAR STREET	4	16.1m	9.9m (1)	11.9m (1)	2:03.08	27.74s	28.26s
12	LAMANDIER	5	16.8m	7.9m (0)	10.7m (0)	2:03.13	27.80s	28.39s
7	HIGH PRICE	6	17.6m	17.8m (1)	19.5m (1)	2:03.19	27.72s	27.85s
2	IMA FIVESTAR GENERAL	7	18.8m	5.8m (1)	7.9m (1)	2:03.28	27.74s	28.74s
8	XCEPTIONAL ARMA	8	22.2m	16.6m (0)	20.0m (0)	2:03.53	27.84s	28.15s
4	CARRERA MACH	9	23.0m	12.3m (0)	15.4m (0)	2:03.59	27.82s	28.53s
5	SHOWPONY	10	23.8m	13.7m (1)	16.0m (1)	2:03.65	27.76s	28.54s
9	CLOUD NINE	11	27.3m	21.6m (0)	25.5m (0)	2:03.90	27.88s	28.14s
3	JOEY JAMES	12	30.9m	26.2m (0)	30.2m (0)	2:04.17	27.88s	28.09s

Finish Position and metres gained

First Arrow shows distance gain/loss from 2nd Qtr to 3rd Qtr, Second Arrow shows distance gain/loss from 3rd Qtr to Finish Blue arrow indicates best gain in these quarters.



800

Visual positions in race at 2nd Quarter



400

Visual positions in race at 3rd Quarter



Sectional Analysis Software

Not just form | Free Trial

www.facebook.com/PJHarnessRacing



RISE Digital, Harness Racing Australia nor the provider accepts any responsibility for the completeness or accuracy of any of the information contained herein, and makes no representations about its suitability for any particular purpose. Users should make their own judgements about those matters and/or seek independent advice. You assume all risks associated with use of data provided on this page

Gloucester Park Race 3 Distance 2130m

Friday, 20 December 2024


Gross Time: 2:31.80 MileRate: 1:54.70 LeadTime: 35.90s First Qtr: 30.10s Second Qtr: 29.20s Third Qtr: 28.50s Fourth Qtr: 28.10s

DATA TABLE: 800 / 400 Posi's are position from leader and (how wide the horse was at that position)

No	Horse	Plc	Mar	800 Posi	400 Posi	Time	3rd Qtr	4th Qt
5	LAVRA JOE	1	0.0m	0.0m (0)	0.0m (0)	2:31.80	28.50s	28.10s
3	TO FAST TO SERIOUS	2	3.6m	4.0m (0)	4.3m (0)	2:32.07	28.52s	28.07s
7	ALCOPONY	3	12.2m	13.3m (1)	12.5m (1)	2:32.70	28.44s	28.12s
8	JUMPINGJACKMAC	4	12.5m	9.0m (1)	9.4m (2)	2:32.72	28.52s	28.36s
6	GALACTIC STAR	5	16.2m	12.4m (0)	13.7m (0)	2:33.00	28.58s	28.34s
2	MACHNIFICENT	6	26.4m	5.4m (1)	7.1m (1)	2:33.75	28.62s	29.55s
4	HILLVIEW BONDI	7	27.4m	1.1m (1)	3.2m (1)	2:33.82	28.64s	29.90s
1	ELDAYTONA	8	33.7m	7.9m (0)	9.7m (0)	2:34.29	28.62s	29.91s

Finish Position and metres gained

First Arrow shows distance gain/loss from 2nd Qtr to 3rd Qtr, Second Arrow shows distance gain/loss from 3rd Qtr to Finish Blue arrow indicates best gain in these quarters.



Visual positions in race at 2nd Quarter



Visual positions in race at 3rd Quarter



Gloucester Park Race 4 Distance 2130m

Friday, 20 December 2024



Gross Time: 2:32.50 MileRate: 1:55.20 LeadTime: 36.20s First Qtr: 31.00s Second Qtr: 29.50s Third Qtr: 27.40s Fourth Qtr: 28.40s

DATA TABLE: 800 / 400 Posi's are position from leader and (how wide the horse was at that position)


No	Horse	Plc	Mar	800 Posi	400 Posi	Time	3rd Qtr	4th Qt
4	BRICKIES DREAM	1	0.0m	0.0m (0)	0.0m (0)	2:32.50	27.40s	28.40s
8	VENTURA	2	1.3m	3.5m (2)	2.4m (1)	2:32.60	27.32s	28.33s
3	GOLDEN LODE	3	5.5m	9.7m (2)	7.0m (2)	2:32.91	27.22s	28.33s
11	IM THE BLACK FLASH	4	11.9m	4.4m (1)	10.7m (1)	2:33.39	27.84s	28.55s
1	ROCK ARTIST	5	13.4m	4.1m (0)	6.6m (0)	2:33.50	27.58s	28.94s
5	FRISKY STYX	6	15.4m	13.5m (1)	16.8m (1)	2:33.65	27.64s	28.39s
10	CALIENTE	7	16.5m	8.8m (0)	12.1m (0)	2:33.73	27.64s	28.79s
12	DALVEY ROBYN	8	16.6m	13.2m (0)	17.0m (0)	2:33.74	27.68s	28.46s
13	SOHO FIRESTONE	9	19.2m	9.1m (1)	13.9m (2)	2:33.93	27.74s	28.87s
9	STAR CASINO	10	23.6m	19.1m (0)	23.9m (0)	2:34.26	27.76s	28.50s
7	SKYLORD	11	27.2m	14.1m (2)	15.4m (3)	2:34.53	27.51s	29.36s
2	CHIVALRY	12	33.0m	0.0m (1)	6.7m (1)	2:34.96	27.86s	30.40s

Finish Position and metres gained

First Arrow shows distance gain/loss from 2nd Qtr to 3rd Qtr, Second Arrow shows distance gain/loss from 3rd Qtr to Finish. Blue arrow indicates best gain in these quarters.



Visual positions in race at 2nd Quarter



Visual positions in race at 3rd Quarter



Gloucester Park Race 5 Distance 2130m

Friday, 20 December 2024

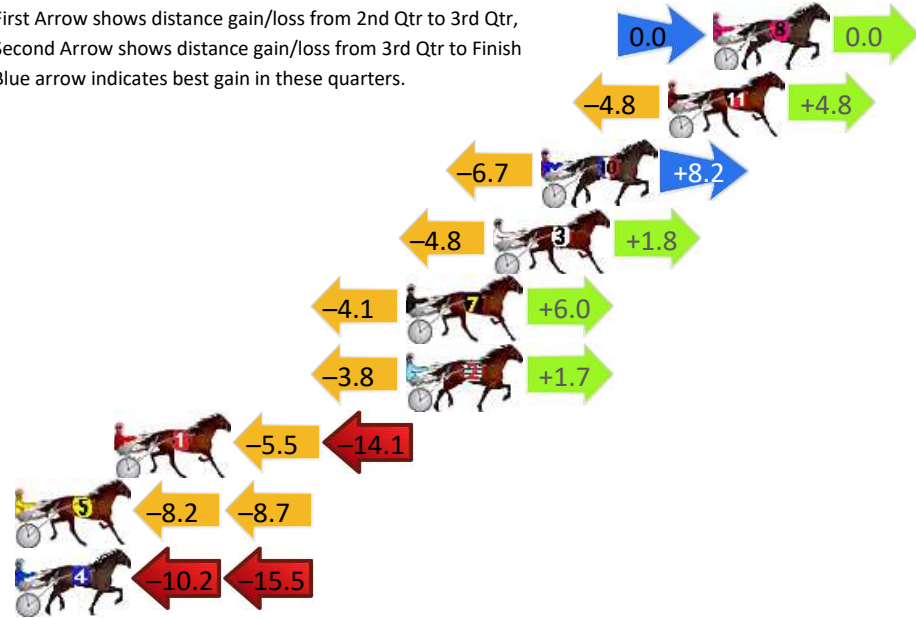
Gross Time: 2:32.30 MileRate: 1:55.00 LeadTime: 37.00s First Qtr: 30.70s Second Qtr: 27.90s Third Qtr: 27.70s Fourth Qtr: 29.00s

DATA TABLE: 800 / 400 Posi's are position from leader and (how wide the horse was at that position)

No	Horse	Plc	Mar	800 Posi	400 Posi	Time	3rd Qtr	4th Qt
8	STENO	1	0.0m	0.0m (0)	0.0m (0)	2:32.30	27.70s	29.00s
11	PENNY BLACK	2	1.8m	1.8m (1)	6.6m (1)	2:32.44	28.04s	28.67s
10	LITTLE DARLING	3	6.9m	8.4m (0)	15.1m (1)	2:32.83	28.18s	28.46s
3	PEACEFUL	4	8.8m	5.8m (1)	10.6m (1)	2:32.97	28.04s	28.93s
7	NULLARBOR NAVAJO	5	12.3m	14.2m (1)	18.3m (2)	2:33.24	28.01s	28.65s
2	ACHARNE GIRL	6	12.3m	10.2m (1)	14.0m (2)	2:33.24	27.99s	28.95s
1	STORMYSKYES	7	24.0m	4.4m (0)	9.9m (0)	2:34.13	28.10s	30.13s
5	JACKIE DANIELS	8	34.6m	17.7m (0)	25.9m (1)	2:34.93	28.30s	29.81s
4	SOHO SERAPHINE	9	38.8m	13.1m (0)	23.3m (0)	2:35.25	28.44s	30.31s

Finish Position and metres gained

First Arrow shows distance gain/loss from 2nd Qtr to 3rd Qtr, Second Arrow shows distance gain/loss from 3rd Qtr to Finish Blue arrow indicates best gain in these quarters.



800

Visual positions in race at 2nd Quarter



400

Visual positions in race at 3rd Quarter



Gloucester Park Race 6 Distance 2130m

Friday, 20 December 2024


Gross Time: 2:32.60 MileRate: 1:55.30 LeadTime: 37.20s First Qtr: 29.20s Second Qtr: 29.40s Third Qtr: 28.10s Fourth Qtr: 28.70s

DATA TABLE: 800 / 400 Posi's are position from leader and (how wide the horse was at that position)

No	Horse	Plc	Mar	800 Posi	400 Posi	Time	3rd Qtr	4th Qt
5	TUALOU	1	0.0m	8.3m (1)	10.8m (1)	2:32.60	28.28s	27.94s
9	STORYTELLER	2	10.1m	13.2m (1)	15.3m (1)	2:33.36	28.26s	28.38s
2	HALE SAINT LOUIE	3	11.4m	4.6m (0)	4.8m (0)	2:33.46	28.12s	29.22s
1	WHATARETHEODDS	4	11.6m	0.3m (0)	0.0m (0)	2:33.47	28.08s	29.57s
3	MANDOWN	5	12.0m	0.0m (1)	2.9m (1)	2:33.50	28.30s	29.40s
8	VANDERBILT	6	12.9m	4.0m (1)	6.8m (1)	2:33.57	28.30s	29.19s
4	GALAXY WARRIOR	7	13.2m	8.3m (0)	9.1m (0)	2:33.59	28.16s	29.05s
6	ILLAWONG MUSTANG	8	16.2m	13.8m (0)	13.6m (0)	2:33.82	28.10s	28.96s

Finish Position and metres gained

First Arrow shows distance gain/loss from 2nd Qtr to 3rd Qtr,
Second Arrow shows distance gain/loss from 3rd Qtr to Finish
Blue arrow indicates best gain in these quarters.



800

Visual positions in race at 2nd Quarter



400

Visual positions in race at 3rd Quarter



Gloucester Park Race 7 Distance 1730m


Friday, 20 December 2024

Gross Time: 2:03.90 MileRate: 1:55.30 LeadTime: 7.50s First Qtr: 30.30s Second Qtr: 30.10s Third Qtr: 27.90s Fourth Qtr: 28.10s

DATA TABLE: 800 / 400 Posi's are position from leader and (how wide the horse was at that position)


No	Horse	Plc	Mar	800 Posi	400 Posi	Time	3rd Qtr	4th Qt
6	PAUL EDWARD	1	0.0m	0.0m (0)	0.0m (0)	2:03.90	27.90s	28.10s
10	FLYING RUMOUR	2	8.2m	8.1m (0)	8.5m (0)	2:04.51	27.93s	28.12s
8	REGAL CHEVAL	3	8.8m	2.3m (1)	2.9m (1)	2:04.55	27.94s	28.55s
1	CLASSIC CHOICE	4	8.9m	4.0m (0)	4.6m (0)	2:04.56	27.94s	28.44s
3	LETS GET ROCKIN	5	14.2m	14.7m (1)	15.6m (1)	2:04.95	27.96s	28.07s
2	ROCK ME OVER	6	15.2m	11.0m (1)	11.6m (2)	2:05.02	27.94s	28.42s
9	FRANCO MECCA	7	22.6m	6.6m (1)	7.5m (1)	2:05.57	27.96s	29.25s
12	ME FLASH	8	24.9m	12.7m (0)	14.7m (0)	2:05.74	28.04s	28.92s
5	STATE OF HEAVEN	9	25.0m	19.3m (1)	23.0m (1)	2:05.75	28.16s	28.34s
4	MIDDLEPAGE	10	26.9m	22.5m (0)	25.9m (0)	2:05.89	28.14s	28.29s
7	GOOD TIMES AHEAD	11	29.4m	17.9m (0)	21.0m (0)	2:06.07	28.12s	28.81s

Finish Position and metres gained



800

Visual positions in race at 2nd Quarter



400

Visual positions in race at 3rd Quarter



Gloucester Park Race 8 Distance 2130m

Friday, 20 December 2024



Gross Time: 2:37.30 MileRate: 1:58.80 LeadTime: 37.00s First Qtr: 30.80s Second Qtr: 30.10s Third Qtr: 29.60s Fourth Qtr: 29.80s

DATA TABLE: 800 / 400 Posi's are position from leader and (how wide the horse was at that position)

No	Horse	Plc	Mar	800 Posi	400 Posi	Time	3rd Qtr	4th Qt
9	AWAITINGINSTRUCTI ONS	1	0.0m	10.3m (1)	10.3m (1)	2:37.30	29.60s	29.04s
1	HENGHENG	2	3.5m	4.6m (0)	4.9m (0)	2:37.57	29.62s	29.71s
6	MAJOR JAY	3	4.4m	1.6m (1)	1.9m (1)	2:37.64	29.62s	30.00s
5	MEGA MACH	4	6.4m	9.0m (0)	9.2m (0)	2:37.80	29.62s	29.62s
4	MAJOR FREEWAY	5	7.8m	0.0m (0)	0.0m (0)	2:37.91	29.60s	30.41s
12	TUMBLIN DICE	6	9.1m	16.9m (0)	17.1m (0)	2:38.01	29.62s	29.25s
8	JILLIBY JAKE	7	9.9m	12.8m (0)	13.0m (0)	2:38.07	29.62s	29.61s
10	ALFREDI	8	10.2m	20.9m (0)	14.4m (1)	2:38.10	29.12s	29.53s
2	MAJOR OVERS	9	14.8m	6.0m (1)	6.5m (1)	2:38.46	29.64s	30.47s
11	BARBADOS	10	62.3m	34.8m (0)	40.4m (0)	2:42.16	30.02s	31.68s
3	BALINGUP BOY	11	69.8m	38.9m (0)	45.8m (0)	2:42.75	30.12s	31.87s

Finish Position and metres gained

First Arrow shows distance gain/loss from 2nd Qtr to 3rd Qtr,
Second Arrow shows distance gain/loss from 3rd Qtr to Finish
Blue arrow indicates best gain in these quarters.



Gloucester Park Race 9 Distance 1730m

Friday, 20 December 2024

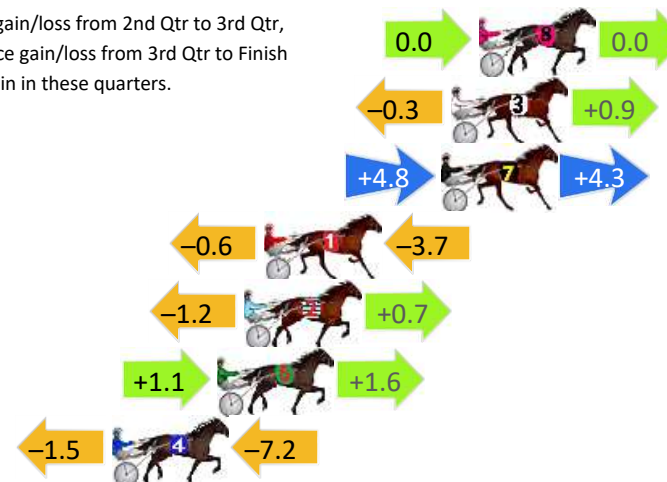
Gross Time: 2:02.60 MileRate: 1:54.00 LeadTime: 7.70s First Qtr: 29.20s Second Qtr: 29.70s Third Qtr: 28.00s Fourth Qtr: 28.00s

DATA TABLE: 800 / 400 Posi's are position from leader and (how wide the horse was at that position)

No	Horse	Plc	Mar	800 Posi	400 Posi	Time	3rd Qtr	4th Qt
8	HAMPTON BANNER	1	0.0m	0.0m (0)	0.0m (0)	2:02.60	28.00s	28.00s
3	GOODFELLAZ	2	1.1m	1.7m (1)	2.0m (1)	2:02.68	28.02s	27.94s
7	LUSAKA	3	1.5m	10.6m (1)	5.8m (2)	2:02.71	27.66s	27.71s
1	JASPERVELLABEACH	4	8.6m	4.3m (0)	4.9m (0)	2:03.23	28.04s	28.29s
2	LIL HAPPY FELLA	5	9.4m	8.9m (0)	10.1m (0)	2:03.29	28.08s	27.99s
6	RASCAL	6	10.5m	13.2m (0)	12.1m (1)	2:03.37	27.92s	27.93s
4	BLITZEMBYE	7	14.7m	6.0m (1)	7.5m (1)	2:03.68	28.10s	28.56s

Finish Position and metres gained

First Arrow shows distance gain/loss from 2nd Qtr to 3rd Qtr,
Second Arrow shows distance gain/loss from 3rd Qtr to Finish
Blue arrow indicates best gain in these quarters.



8
0
0

Visual positions in race at 2nd Quarter



4
0
0

Visual positions in race at 3rd Quarter



Gloucester Park Race 10 Distance 2130m

Friday, 20 December 2024

Gross Time: 2:39.50 MileRate: 2:00.50 LeadTime: 37.30s First Qtr: 30.50s Second Qtr: 30.50s Third Qtr: 30.70s Fourth Qtr: 30.50s

DATA TABLE: 800 / 400 Posi's are position from leader and (how wide the horse was at that position)

No	Horse	Plc	Mar	800 Posi	400 Posi	Time	3rd Qtr	4th Qt
5	HOLD THAT GOLD	1	0.0m	3.7m (1)	2.9m (1)	2:39.50	30.64s	30.28s
7	PATCHED	2	1.9m	7.9m (1)	7.1m (1)	2:39.65	30.64s	30.11s
2	SELLUNE	3	4.8m	4.5m (0)	4.2m (0)	2:39.88	30.68s	30.56s
3	SUNNYS LITTLE ROSE	4	8.2m	8.7m (0)	8.4m (0)	2:40.15	30.68s	30.51s
4	NICKYS SON	5	8.3m	0.0m (0)	0.0m (0)	2:40.16	30.70s	31.16s
6	BEEFOUR BACARDI	6	79.8m	17.2m (0)	32.6m (0)	2:45.87	31.88s	34.39s
1	TILTHESUNSETS	7	105.9m	24.5m (0)	41.8m (0)	2:47.95	32.02s	35.77s
8	MRIYA DREAM	8	106.6m	59.1m (0)	69.9m (0)	2:48.01	31.54s	33.69s

Finish Position and metres gained

First Arrow shows distance gain/loss from 2nd Qtr to 3rd Qtr, Second Arrow shows distance gain/loss from 3rd Qtr to Finish Blue arrow indicates best gain in these quarters.

