

Albany Race 1 Distance 1832m

Friday, 13 December 2024



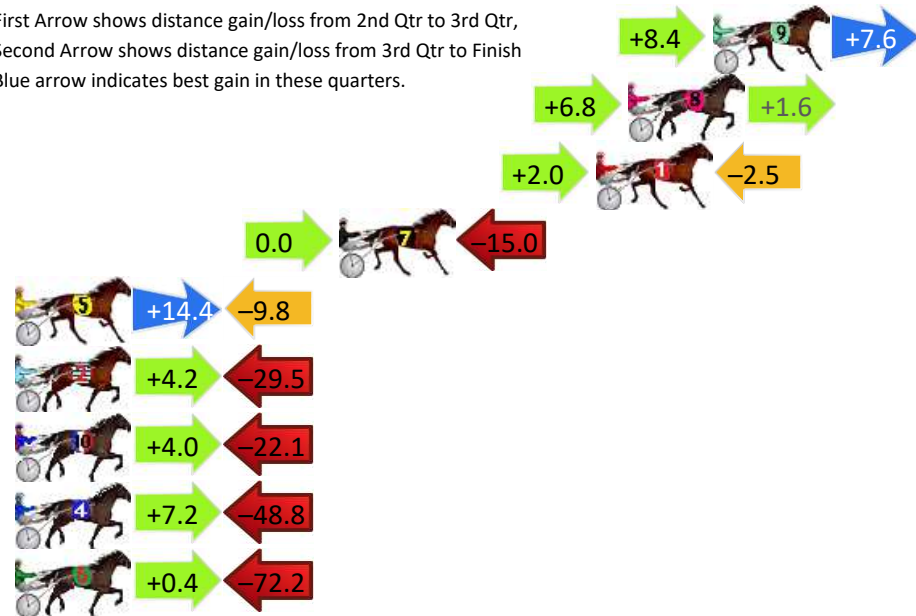
Gross Time: 2:17.90 MileRate: 2:01.10 LeadTime: 14.90s First Qtr: 30.40s Second Qtr: 28.90s Third Qtr: 31.40s Fourth Qtr: 32.30s

DATA TABLE: 800 / 400 Posi's are position from leader and (how wide the horse was at that position)

No	Horse	Plc	Mar	800 Posi	400 Posi	Time	3rd Qtr	4th Qt
9	NINETY MILE BEACH	1	0.0m	16.0m (0)	7.6m (2)	2:17.90	30.74s	31.69s
8	LOWLANDS BEACH BOY	2	3.4m	11.8m (1)	5.0m (1)	2:18.19	30.86s	32.17s
1	NAVAJO DARDI	3	4.7m	4.2m (1)	2.2m (2)	2:18.30	31.24s	32.50s
7	GRIN DESTINY	4	15.0m	0.0m (1)	0.0m (1)	2:19.16	31.38s	33.50s
5	KALUGA BAY	5	29.4m	34.0m (0)	19.6m (1)	2:20.38	30.25s	33.09s
2	SMOOTH TRANSACTION	6	34.7m	9.4m (0)	5.2m (0)	2:20.83	31.03s	34.67s
10	SHOAL BAY	7	38.9m	20.8m (0)	16.8m (0)	2:21.18	31.06s	34.07s
4	IDONTWANABEAPIR ATE	8	60.0m	18.4m (1)	11.2m (1)	2:22.96	30.78s	36.22s
6	DAISY JONES	9	72.2m	0.4m (0)	0.0m (0)	2:23.99	31.29s	38.10s

Finish Position and metres gained

First Arrow shows distance gain/loss from 2nd Qtr to 3rd Qtr, Second Arrow shows distance gain/loss from 3rd Qtr to Finish Blue arrow indicates best gain in these quarters.



Albany Race 2 Distance 1832m

Friday, 13 December 2024

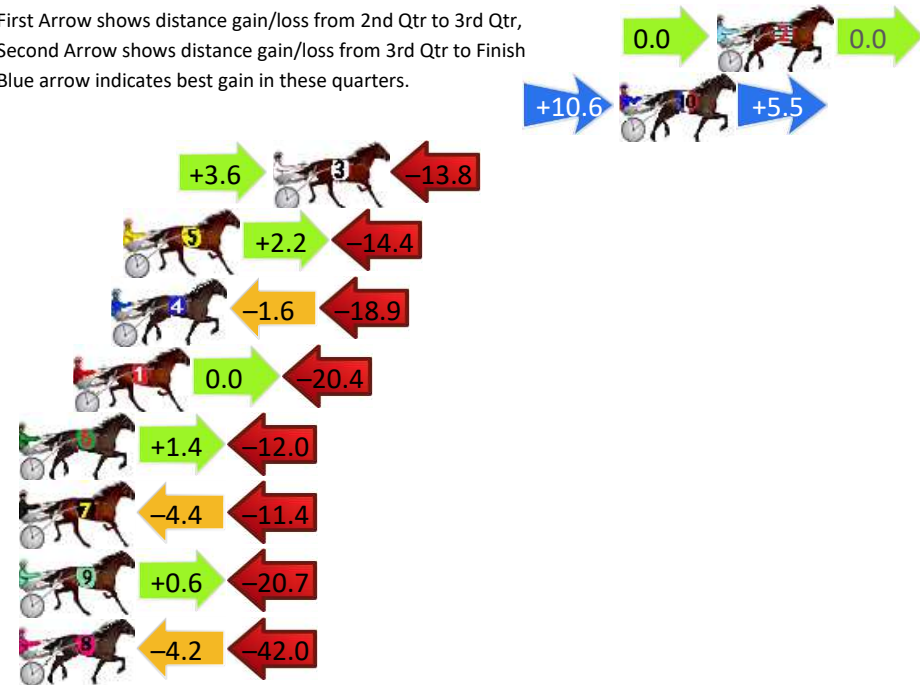
Gross Time: 2:15.10 MileRate: 1:58.70 LeadTime: 14.90s First Qtr: 32.10s Second Qtr: 30.40s Third Qtr: 29.60s Fourth Qtr: 28.10s

DATA TABLE: 800 / 400 Posi's are position from leader and (how wide the horse was at that position)

No	Horse	Plc	Mar	800 Posi	400 Posi	Time	3rd Qtr	4th Qt
2	HEEZ A VIBE	1	0.0m	0.0m (0)	0.0m (0)	2:15.10	29.60s	28.10s
10	PRINCESS KATIE	2	3.9m	20.0m (1)	9.4m (2)	2:15.39	28.83s	27.72s
3	EKARA NAVAJO	3	17.8m	7.6m (1)	4.0m (2)	2:16.41	29.37s	29.06s
5	AMELIA ROCKS	4	23.8m	11.6m (1)	9.4m (0)	2:16.86	29.47s	29.11s
4	GALEOCERDO CUVIER	5	24.3m	3.8m (1)	5.4m (1)	2:16.89	29.75s	29.42s
1	DEE JAYS BIG BOY	6	25.8m	5.4m (0)	5.4m (0)	2:17.01	29.64s	29.53s
6	IM BOSS	7	29.8m	19.2m (0)	17.8m (2)	2:17.30	29.52s	28.94s
7	JUST A PET	8	31.0m	15.2m (0)	19.6m (1)	2:17.39	29.94s	28.90s
9	ALTACHAERA	9	35.7m	15.6m (1)	15.0m (1)	2:17.74	29.60s	29.55s
8	SANFORD LORETTA	10	57.0m	10.8m (0)	15.0m (0)	2:19.31	29.98s	31.03s

Finish Position and metres gained

First Arrow shows distance gain/loss from 2nd Qtr to 3rd Qtr, Second Arrow shows distance gain/loss from 3rd Qtr to Finish Blue arrow indicates best gain in these quarters.



800

Visual positions in race at 2nd Quarter



400

Visual positions in race at 3rd Quarter



Albany Race 3 Distance 1832m

Friday, 13 December 2024

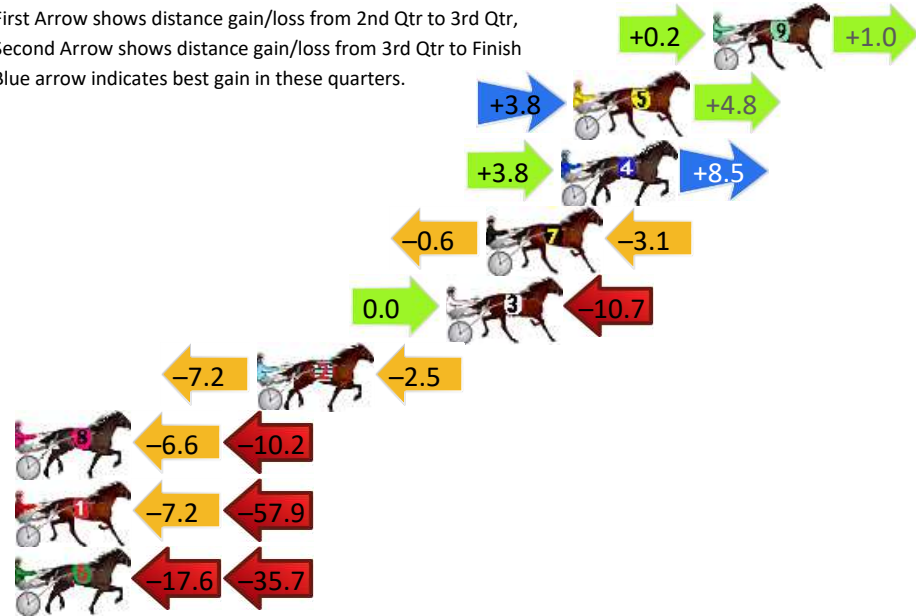
Gross Time: 2:16.90 MileRate: 2:00.20 LeadTime: 15.20s First Qtr: 32.10s Second Qtr: 29.80s Third Qtr: 29.50s Fourth Qtr: 30.30s

DATA TABLE: 800 / 400 Posi's are position from leader and (how wide the horse was at that position)

No	Horse	Plc	Mar	800 Posi	400 Posi	Time	3rd Qtr	4th Qt
9	LIQUIDATOR	1	0.0m	1.2m (1)	1.0m (1)	2:16.90	29.49s	30.22s
5	BONNIE PAULINE	2	5.6m	14.2m (1)	10.4m (1)	2:17.34	29.22s	29.94s
4	CODENAME ELLIOT	3	6.1m	18.4m (1)	14.6m (1)	2:17.38	29.23s	29.66s
7	SEASIDEJO	4	9.1m	5.4m (1)	6.0m (1)	2:17.62	29.54s	30.53s
3	TEMPT THE STARS	5	10.7m	0.0m (0)	0.0m (0)	2:17.75	29.49s	31.11s
2	MUMMAS LITTLE STAR	6	18.3m	8.6m (0)	15.8m (0)	2:18.35	30.03s	30.49s
8	ANYLOVEISGOODLOVE	7	29.6m	12.8m (0)	19.4m (1)	2:19.25	29.98s	31.07s
1	BATAVIA JANE	8	69.7m	4.6m (0)	11.8m (0)	2:22.43	29.98s	34.66s
6	SHADRACH	9	70.7m	17.4m (0)	35.0m (0)	2:22.51	30.77s	32.99s

Finish Position and metres gained

First Arrow shows distance gain/loss from 2nd Qtr to 3rd Qtr, Second Arrow shows distance gain/loss from 3rd Qtr to Finish
Blue arrow indicates best gain in these quarters.



800

Visual positions in race at 2nd Quarter



400

Visual positions in race at 3rd Quarter



Albany Race 4 Distance 2265m

Friday, 13 December 2024




Gross Time: 2:51.80 MileRate: 2:02.10 LeadTime: 50.70s First Qtr: 32.80s Second Qtr: 29.30s Third Qtr: 29.50s Fourth Qtr: 29.50s

DATA TABLE: 800 / 400 Posi's are position from leader and (how wide the horse was at that position)

No	Horse	Plc	Mar	800 Posi	400 Posi	Time	3rd Qtr	4th Qt
5	RECOVER LOVER	1	0.0m	25.8m (2)	6.0m (2)	2:51.80	28.05s	29.06s
4	SPRING LINE	2	3.7m	8.8m (1)	10.2m (2)	2:52.09	29.60s	29.02s
1	KINGSEAT	3	9.4m	0.0m (0)	0.0m (0)	2:52.53	29.50s	30.19s
9	HIGHLY FLAMMABLE	4	10.8m	13.2m (1)	1.8m (2)	2:52.64	28.66s	30.16s
2	BETTERTHAN SECRET	5	13.2m	4.6m (0)	4.6m (0)	2:52.82	29.50s	30.13s
10	POCKETFUL OF OPALS	6	16.8m	22.6m (1)	17.4m (1)	2:53.10	29.12s	29.46s
6	STEP IT UP	7	21.1m	0.2m (1)	1.4m (1)	2:53.43	29.59s	30.94s
8	ALEXANDRA THEGREAT	8	25.9m	18.4m (1)	17.0m (2)	2:53.80	29.40s	30.15s
3	MY GRAND ANGUS	9	27.1m	4.8m (1)	6.2m (1)	2:53.90	29.60s	31.03s
7	BATAVIA STREAMLINE	10	35.9m	8.6m (0)	8.8m (0)	2:54.58	29.51s	31.49s

Finish Position and metres gained

First Arrow shows distance gain/loss from 2nd Qtr to 3rd Qtr, Second Arrow shows distance gain/loss from 3rd Qtr to Finish Blue arrow indicates best gain in these quarters.



Albany Race 5 Distance 2265m

Friday, 13 December 2024

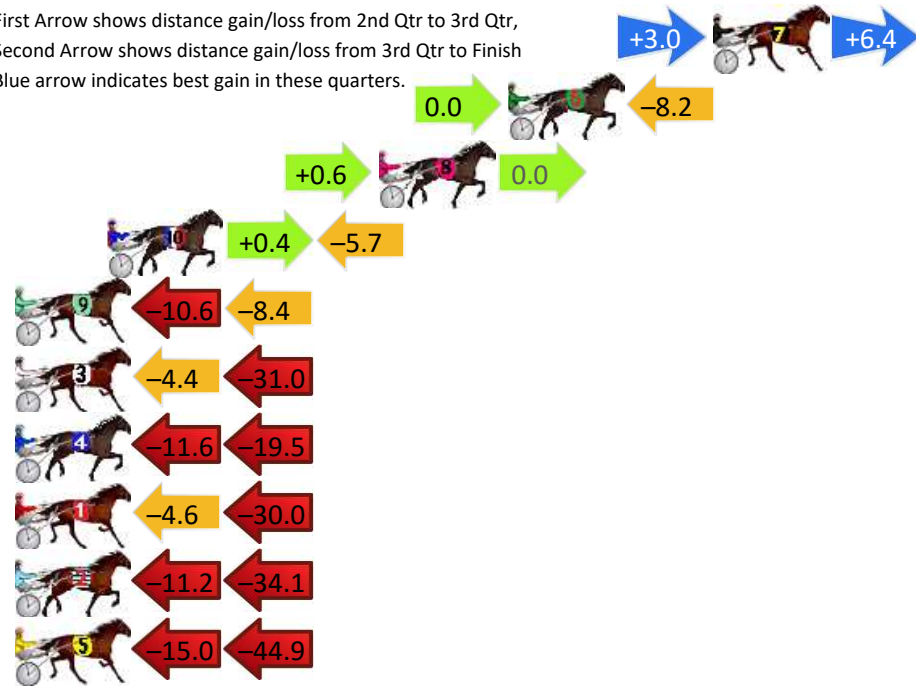
Gross Time: 2:48.50 MileRate: 1:59.70 LeadTime: 48.40s First Qtr: 30.70s Second Qtr: 30.40s Third Qtr: 29.70s Fourth Qtr: 29.30s

DATA TABLE: 800 / 400 Posi's are position from leader and (how wide the horse was at that position)

No	Horse	Plc	Mar	800 Posi	400 Posi	Time	3rd Qtr	4th Qt
7	DEL BOCAVISTA BAY	1	0.0m	9.4m (0)	6.4m (1)	2:48.50	29.48s	28.83s
6	WELEASE WODDEWICK	2	8.2m	0.0m (1)	0.0m (0)	2:49.13	29.70s	29.90s
8	THE BEACH MASTER	3	13.4m	14.0m (0)	13.4m (1)	2:49.53	29.66s	29.30s
10	FUNKY MUSIC	4	24.3m	19.0m (1)	18.6m (0)	2:50.37	29.67s	29.72s
9	ESCAPEFROMREALITY	5	33.2m	14.2m (1)	24.8m (2)	2:51.05	30.48s	29.91s
3	IMMACHULATE	6	35.6m	0.2m (0)	4.6m (0)	2:51.24	30.04s	31.56s
4	ARMA WARRIOR	7	39.3m	8.2m (1)	19.8m (1)	2:51.52	30.56s	30.72s
1	DIAMOND DANCE	8	39.4m	4.8m (0)	9.4m (0)	2:51.53	30.05s	31.49s
2	ALTAIR STAR	9	55.9m	10.6m (2)	21.8m (3)	2:52.80	30.54s	31.78s
5	CHALKY WHITE	10	64.3m	4.4m (1)	19.4m (2)	2:53.44	30.82s	32.57s

Finish Position and metres gained

First Arrow shows distance gain/loss from 2nd Qtr to 3rd Qtr, Second Arrow shows distance gain/loss from 3rd Qtr to Finish. Blue arrow indicates best gain in these quarters.



800

Visual positions in race at 2nd Quarter



400

Visual positions in race at 3rd Quarter



Albany Race 6 Distance 2265m

Friday, 13 December 2024

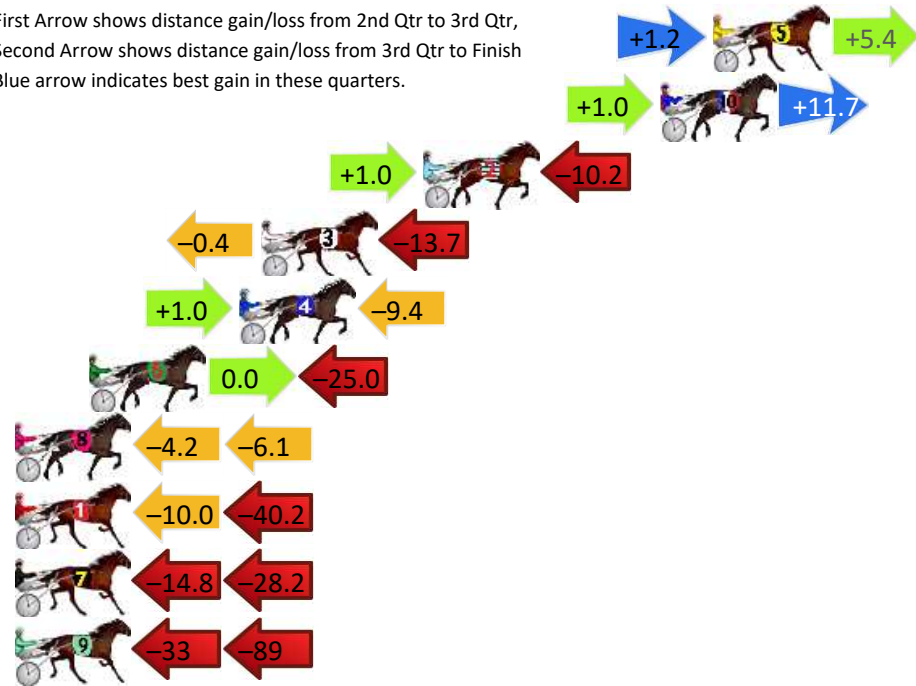
Gross Time: 2:46.70 MileRate: 1:58.40 LeadTime: 48.50s First Qtr: 29.90s Second Qtr: 29.50s Third Qtr: 29.00s Fourth Qtr: 29.80s

DATA TABLE: 800 / 400 Posi's are position from leader and (how wide the horse was at that position)

No	Horse	Plc	Mar	800 Posi	400 Posi	Time	3rd Qtr	4th Qt
5	LAMANDIER	1	0.0m	6.6m (1)	5.4m (1)	2:46.70	28.92s	29.40s
10	TUBBS FARQUHAR	2	2.1m	14.8m (1)	13.8m (1)	2:46.86	28.94s	28.93s
2	BLAZE ON	3	11.6m	2.4m (1)	1.4m (1)	2:47.61	28.92s	30.56s
3	MISTER PICCOLO	4	18.1m	4.0m (0)	4.4m (0)	2:48.11	29.02s	30.81s
4	KOOLBARDI NAVAJO	5	19.0m	10.6m (1)	9.6m (1)	2:48.18	28.92s	30.50s
6	IDEAL TOMADO	6	25.0m	0.0m (0)	0.0m (0)	2:48.65	28.98s	31.65s
8	KOLISI	7	28.3m	18.0m (0)	22.2m (1)	2:48.91	29.30s	30.25s
1	BEACH CAPTAIN	8	62.6m	12.4m (0)	22.4m (0)	2:51.59	29.69s	32.78s
7	GYPSY DRAGON	9	63.2m	20.2m (1)	35.0m (1)	2:51.63	30.05s	31.89s
9	MACHLANI	10	143.5m	22.0m (0)	55.0m (0)	2:57.90	31.32s	36.36s

Finish Position and metres gained

First Arrow shows distance gain/loss from 2nd Qtr to 3rd Qtr, Second Arrow shows distance gain/loss from 3rd Qtr to Finish Blue arrow indicates best gain in these quarters.



800

Visual positions in race at 2nd Quarter



400

Visual positions in race at 3rd Quarter



Albany Race 7 Distance 1832m

Friday, 13 December 2024


Gross Time: 2:16.90 MileRate: 2:00.30 LeadTime: 14.40s First Qtr: 30.90s Second Qtr: 30.60s Third Qtr: 30.60s Fourth Qtr: 30.40s

DATA TABLE: 800 / 400 Posi's are position from leader and (how wide the horse was at that position)

No	Horse	Plc	Mar	800 Posi	400 Posi	Time	3rd Qtr	4th Qt
4	HEAVENLY BLISS	1	0.0m	4.0m (1)	5.6m (2)	2:16.90	30.72s	29.98s
9	KEPTAIN COURAGEOUS	2	1.1m	12.0m (1)	10.6m (2)	2:16.99	30.49s	29.68s
1	MISTER KOPA	3	3.6m	0.4m (0)	0.0m (0)	2:17.19	30.57s	30.67s
6	SAVE THIS DANCE	4	9.9m	8.0m (1)	9.4m (1)	2:17.69	30.71s	30.44s
3	ALLABOUTLEGS	5	10.9m	0.0m (1)	2.0m (1)	2:17.77	30.75s	31.07s
2	SANFORD BART	6	11.0m	4.6m (0)	4.2m (0)	2:17.78	30.57s	30.91s
5	SOUNDS LIKE FUN	7	17.1m	8.8m (0)	8.4m (0)	2:18.26	30.57s	31.06s
10	INFRINGEMENTNOTICE	8	18.2m	18.2m (0)	17.2m (1)	2:18.35	30.52s	30.48s
7	SPORTS CENTRAL	9	19.2m	13.8m (0)	13.8m (0)	2:18.43	30.60s	30.81s
8	SECOND AMENDMENT	10	19.8m	16.6m (1)	18.4m (2)	2:18.48	30.74s	30.51s

Finish Position and metres gained

First Arrow shows distance gain/loss from 2nd Qtr to 3rd Qtr, Second Arrow shows distance gain/loss from 3rd Qtr to Finish
Blue arrow indicates best gain in these quarters.



800

Visual positions in race at 2nd Quarter



400

Visual positions in race at 3rd Quarter



Albany Race 8 Distance 2265m

Friday, 13 December 2024

Gross Time: 2:56.60 MileRate: 2:05.50 LeadTime: 51.80s First Qtr: 32.40s Second Qtr: 31.80s Third Qtr: 29.80s Fourth Qtr: 30.80s

DATA TABLE: 800 / 400 Posi's are position from leader and (how wide the horse was at that position)

NoHorse	Plc	Mar	800 Posi	400 Posi	Time	3rd Qtr	4th Qt
2 MY SWEET ADDICTION	1	0.0m	4.6m (2)	4.8m (2)	2:56.60	29.82s	30.43s
1 BLIND EDITION	2	2.1m	0.0m (0)	0.0m (0)	2:56.77	29.80s	30.96s
5 BETTORPAYUP	3	4.1m	4.2m (0)	4.4m (0)	2:56.93	29.82s	30.78s
3 ON GOLDEN ROAD	4	5.0m	8.8m (2)	9.6m (2)	2:57.00	29.87s	30.45s
7 BONNIE SWEETAPPLE	5	5.3m	8.4m (0)	9.4m (0)	2:57.03	29.88s	30.49s
6 TOP SHELF JAMIESON	6	70.3m	0.8m (1)	7.6m (1)	3:02.26	30.23s	35.60s

Finish Position and metres gained

First Arrow shows distance gain/loss from 2nd Qtr to 3rd Qtr, Second Arrow shows distance gain/loss from 3rd Qtr to Finish Blue arrow indicates best gain in these quarters.

