

Gloucester Park Race 1 Distance 2130m

Friday, 13 December 2024

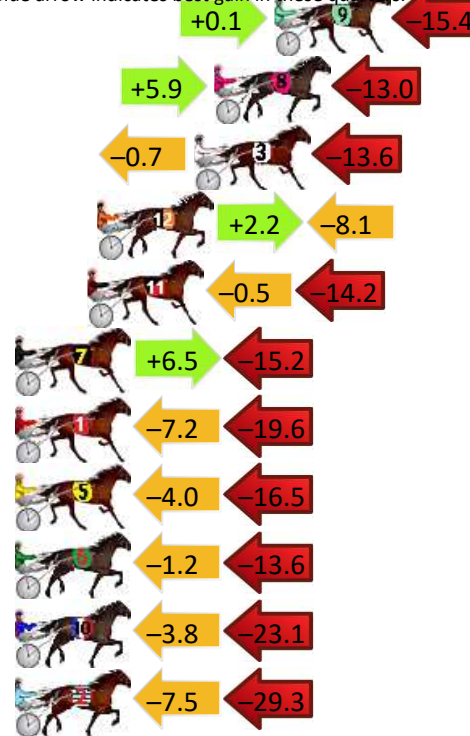
Gross Time: 2:34.10 MileRate: 1:56.40 LeadTime: 37.30s First Qtr: 29.70s Second Qtr: 29.30s Third Qtr: 28.70s Fourth Qtr: 29.10s

DATA TABLE: 800 / 400 Posi's are position from leader and (how wide the horse was at that position)

No	Horse	Plc	Mar	800 Posi	400 Posi	Time	3rd Qtr	4th Qt
4	SHOWPONY	1	0.0m	8.4m (2)	0.0m (1)	2:34.10	28.10s	29.10s
9	MISTER MACEDON	2	17.6m	2.3m (1)	2.2m (0)	2:35.44	28.70s	30.29s
8	HENWOOD BAY	3	20.0m	12.9m (2)	7.0m (2)	2:35.63	28.28s	30.12s
3	MAJOR OVERS	4	20.8m	6.5m (1)	7.2m (1)	2:35.69	28.76s	30.17s
12	ROBBIE EASTON	5	24.7m	18.8m (1)	16.6m (1)	2:35.99	28.55s	29.80s
11	NAVY STREET	6	25.1m	10.4m (1)	10.9m (2)	2:36.02	28.74s	30.23s
7	GEE SMITH	7	31.1m	22.4m (2)	15.9m (2)	2:36.47	28.24s	30.33s
1	MIDDLEPAGE	8	31.6m	4.8m (0)	12.0m (0)	2:36.51	29.22s	30.65s
5	JOHNNY LOMBO	9	34.0m	13.5m (0)	17.5m (0)	2:36.70	29.00s	30.44s
6	CRY HAVOC	10	35.6m	20.8m (0)	22.0m (0)	2:36.82	28.80s	30.24s
10	JOE WITH THE FLOW	11	35.9m	9.0m (0)	12.8m (1)	2:36.84	28.98s	30.92s
2	FRANCO MECCA	12	36.8m	0.0m (0)	7.5m (0)	2:36.91	29.24s	31.37s


Finish Position and metres gained

First Arrow shows distance gain/loss from 2nd Qtr to 3rd Qtr, Second Arrow shows distance gain/loss from 3rd Qtr to Finish
Blue arrow indicates best gain in these quarters.



800

Visual positions in race at 2nd Quarter



400

Visual positions in race at 3rd Quarter



Sectional Analysis Software

Not just form | Free Trial

www.facebook.com/PJHarnessRacing



RISE Digital, Harness Racing Australia nor the provider accepts any responsibility for the completeness or accuracy of any of the information contained herein, and makes no representations about its suitability for any particular purpose. Users should make their own judgements about those matters and/or seek independent advice. You assume all risks associated with use of data provided on this page

Gloucester Park Race 2 Distance 2130m

Friday, 13 December 2024


Gross Time: 2:32.00 MileRate: 1:54.80 LeadTime: 35.60s First Qtr: 28.90s Second Qtr: 29.00s Third Qtr: 29.40s Fourth Qtr: 29.10s

DATA TABLE: 800 / 400 Posi's are position from leader and (how wide the horse was at that position)

No	Horse	Plc	Mar	800 Posi	400 Posi	Time	3rd Qtr	4th Qt
6	FRISKY STYX	1	0.0m	12.5m (1)	5.3m (2)	2:32.00	28.88s	28.72s
7	MIKIS BEACH	2	1.9m	16.4m (1)	9.1m (2)	2:32.15	28.88s	28.58s
9	WAVERIDER	3	3.1m	8.3m (1)	1.7m (2)	2:32.24	28.92s	29.21s
5	VANDERBILT	4	8.3m	0.6m (0)	0.0m (0)	2:32.63	29.36s	29.73s
12	STORYTELLER	5	10.0m	20.3m (1)	13.0m (2)	2:32.76	28.89s	28.92s
1	MAUNGATAHI	6	22.1m	5.3m (0)	5.8m (0)	2:33.69	29.44s	30.37s
11	TRAVELBAN	7	25.1m	13.9m (0)	14.9m (0)	2:33.92	29.48s	29.94s
3	MAJOR FREEWAY	8	25.5m	18.0m (0)	9.7m (1)	2:33.95	28.80s	30.34s
8	SPICEY MAJOR	9	29.7m	0.0m (1)	0.6m (1)	2:34.27	29.44s	31.33s
4	TORPEDO ROCK	10	31.4m	22.5m (0)	13.5m (1)	2:34.40	28.76s	30.52s
2	GALAXY WARRIOR	11	34.4m	4.2m (1)	5.5m (1)	2:34.63	29.50s	31.32s
10	TANTABIDDI	12	64.2m	9.7m (0)	11.3m (0)	2:36.90	29.52s	33.18s

Finish Position and metres gained

First Arrow shows distance gain/loss from 2nd Qtr to 3rd Qtr, Second Arrow shows distance gain/loss from 3rd Qtr to Finish
Blue arrow indicates best gain in these quarters.



800

Visual positions in race at 2nd Quarter



400

Visual positions in race at 3rd Quarter



Powered by **PJ Harness Analyser**

Sectional Analysis Software

Not just form | Free Trial

www.facebook.com/PJHarnessRacing



RISE Digital, Harness Racing Australia nor the provider accepts any responsibility for the completeness or accuracy of any of the information contained herein, and makes no representations about its suitability for any particular purpose. Users should make their own judgements about those matters and/or seek independent advice. You assume all risks associated with use of data provided on this page

Gloucester Park Race 3 Distance 2130m


Friday, 13 December 2024

Gross Time: 2:33.90 MileRate: 1:56.30 LeadTime: 36.90s First Qtr: 29.70s Second Qtr: 29.70s Third Qtr: 29.10s Fourth Qtr: 28.50s

DATA TABLE: 800 / 400 Posi's are position from leader and (how wide the horse was at that position)

No	Horse	Plc	Mar	800 Posi	400 Posi	Time	3rd Qtr	4th Qt
8	ROCKANDROLLARTIS T	1	0.0m	0.0m (0)	0.0m (0)	2:33.90	29.10s	28.50s
1	JOEY JAMES	2	12.6m	4.2m (0)	4.8m (0)	2:34.84	29.14s	29.10s
9	STREET HAWK	3	15.3m	18.5m (1)	7.9m (2)	2:35.05	28.32s	29.08s
2	ROCK ME OVER	4	15.9m	12.2m (0)	13.1m (0)	2:35.09	29.16s	28.75s
4	ME FLASH	5	22.3m	15.8m (0)	17.9m (0)	2:35.57	29.24s	28.89s
11	RAGAZZO MACH	6	25.1m	1.4m (1)	3.7m (1)	2:35.78	29.26s	30.12s
7	IMA FIVESTAR GENERAL	7	25.3m	5.5m (1)	7.9m (1)	2:35.79	29.26s	29.83s
3	PAROQUET	8	25.7m	9.7m (1)	12.3m (1)	2:35.82	29.28s	29.54s
5	CARRERA MACH	9	25.8m	19.6m (0)	22.1m (0)	2:35.83	29.26s	28.85s
10	REGAL CHEVAL	10	26.6m	8.3m (0)	9.2m (0)	2:35.89	29.16s	29.83s
6	CLOUD NINE	11	28.4m	14.1m (1)	16.2m (1)	2:36.03	29.24s	29.46s

Finish Position and metres gained



800

Visual positions in race at 2nd Quarter



400

Visual positions in race at 3rd Quarter

Gloucester Park Race 4 Distance 2536m

Friday, 13 December 2024

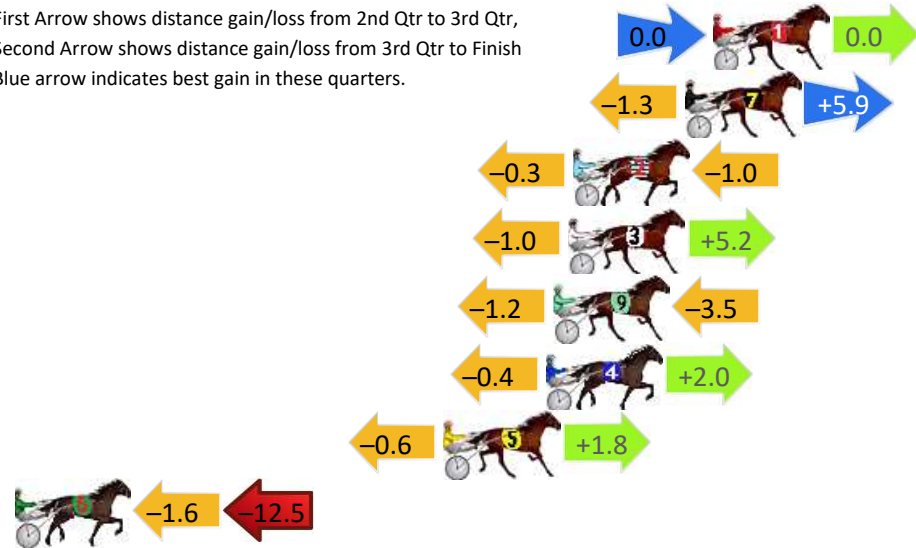
Gross Time: 3:05.00 MileRate: 1:57.40 LeadTime: 69.70s First Qtr: 30.40s Second Qtr: 29.10s Third Qtr: 28.10s Fourth Qtr: 27.70s

DATA TABLE: 800 / 400 Posi's are position from leader and (how wide the horse was at that position)

No	Horse	Plc	Mar	800 Posi	400 Posi	Time	3rd Qtr	4th Qt
1	TRICKY MIKI	1	0.0m	0.0m (0)	0.0m (0)	3:05.00	28.10s	27.70s
7	JUMPINGJACKMAC	2	1.1m	5.7m (1)	7.0m (1)	3:05.08	28.18s	27.30s
2	ALCOPONY	3	5.6m	4.3m (0)	4.6m (0)	3:05.41	28.12s	27.79s
3	JAWSOFLINCOLN	4	5.8m	10.0m (1)	11.0m (1)	3:05.42	28.16s	27.36s
9	LAVRA JOE	5	6.4m	1.7m (1)	2.9m (1)	3:05.47	28.18s	27.96s
4	BLITZEMBYE	6	6.7m	8.3m (0)	8.7m (0)	3:05.49	28.12s	27.59s
5	TO FAST TO SERIOUS	7	10.8m	12.0m (0)	12.6m (0)	3:05.79	28.13s	27.62s
6	CORDERO	8	30.4m	16.3m (0)	17.9m (0)	3:07.22	28.20s	28.68s

Finish Position and metres gained

First Arrow shows distance gain/loss from 2nd Qtr to 3rd Qtr, Second Arrow shows distance gain/loss from 3rd Qtr to Finish Blue arrow indicates best gain in these quarters.



8
0
0

Visual positions in race at 2nd Quarter



4
0
0

Visual positions in race at 3rd Quarter



Gloucester Park Race 5 Distance 2536m

Friday, 13 December 2024


Gross Time: 3:07.60 MileRate: 1:59.10 LeadTime: 70.00s First Qtr: 31.20s Second Qtr: 30.70s Third Qtr: 27.90s Fourth Qtr: 27.80s

DATA TABLE: 800 / 400 Posi's are position from leader and (how wide the horse was at that position)

No	Horse	Plc	Mar	800 Posi	400 Posi	Time	3rd Qtr	4th Qt
2	MISTER SMARTEE	1	0.0m	0.6m (1)	0.0m (1)	3:07.60	27.86s	27.80s
4	SORRIDERE	2	3.6m	4.9m (1)	4.1m (1)	3:07.86	27.84s	27.78s
8	LUSAKA	3	4.5m	13.6m (1)	2.3m (2)	3:07.93	27.12s	27.97s
6	ROLLING FIRE	4	5.1m	9.2m (1)	8.4m (1)	3:07.97	27.84s	27.59s
1	NEVER ENDING	5	7.3m	0.0m (0)	1.1m (0)	3:08.13	27.98s	28.26s
7	IM THE BLACK FLASH	6	8.0m	17.0m (0)	13.9m (1)	3:08.18	27.68s	27.42s
11	SKYLORD	7	8.1m	4.0m (0)	4.9m (0)	3:08.19	27.96s	28.05s
3	ROCK ARTIST	8	8.9m	12.1m (0)	15.3m (0)	3:08.25	28.12s	27.39s
12	CHIVALRY	9	11.8m	8.1m (0)	11.0m (0)	3:08.46	28.10s	27.90s
13	SOHO FIRESTONE	10	12.4m	21.3m (0)	19.9m (0)	3:08.51	27.80s	27.33s
5	SKYLOU	11	16.1m	17.9m (1)	11.3m (2)	3:08.78	27.44s	28.20s

Finish Position and metres gained

First Arrow shows distance gain/loss from 2nd Qtr to 3rd Qtr, Second Arrow shows distance gain/loss from 3rd Qtr to Finish
Blue arrow indicates best gain in these quarters.



800

Visual positions in race at 2nd Quarter



400

Visual positions in race at 3rd Quarter



Sectional Analysis Software
Not just form | Free Trial



RISE Digital, Harness Racing Australia nor the provider accepts any responsibility for the completeness or accuracy of any of the information contained herein, and makes no representations about its suitability for any particular purpose. Users should make their own judgements about those matters and/or seek independent advice. You assume all risks associated with use of data provided on this page

www.facebook.com/PJHarnessRacing

Gloucester Park Race 6 Distance 2130m

Friday, 13 December 2024


Gross Time: 2:32.70 MileRate: 1:55.30 LeadTime: 36.60s First Qtr: 29.70s Second Qtr: 28.90s Third Qtr: 28.60s Fourth Qtr: 28.90s

DATA TABLE: 800 / 400 Posi's are position from leader and (how wide the horse was at that position)

No	Horse	Plc	Mar	800 Posi	400 Posi	Time	3rd Qtr	4th Qt
1	GOODFELLAZ	1	0.0m	3.9m (0)	3.9m (0)	2:32.70	28.60s	28.62s
4	DALVEY ROBYN	2	6.2m	8.4m (0)	8.1m (0)	2:33.17	28.58s	28.79s
2	HAMPTON BANNER	3	6.8m	0.0m (0)	0.0m (0)	2:33.22	28.60s	29.42s
11	JASPERVELLABEACH	4	12.3m	12.7m (0)	12.6m (0)	2:33.63	28.60s	28.93s
5	FLYING RUMOUR	5	13.3m	9.3m (1)	10.7m (1)	2:33.71	28.70s	29.15s
8	PAUL EDWARD	6	13.4m	17.7m (1)	19.6m (1)	2:33.72	28.74s	28.51s
6	CLASSIC CHOICE	7	14.4m	13.5m (1)	15.7m (1)	2:33.79	28.76s	28.87s
7	MAGNUS VICTOR	8	15.0m	5.4m (1)	6.8m (1)	2:33.84	28.70s	29.56s
10	STAR CASINO	9	16.3m	21.1m (0)	22.1m (0)	2:33.94	28.68s	28.56s
9	ELDAYTONA	10	17.4m	1.4m (1)	2.6m (1)	2:34.02	28.68s	30.04s
3	ACUTO	11	23.3m	16.9m (0)	17.9m (0)	2:34.47	28.68s	29.39s

Finish Position and metres gained

First Arrow shows distance gain/loss from 2nd Qtr to 3rd Qtr, Second Arrow shows distance gain/loss from 3rd Qtr to Finish
Blue arrow indicates best gain in these quarters.



800

Visual positions in race at 2nd Quarter



400

Visual positions in race at 3rd Quarter



Sectional Analysis Software
Not just form | Free Trial



RISE Digital, Harness Racing Australia nor the provider accepts any responsibility for the completeness or accuracy of any of the information contained herein, and makes no representations about its suitability for any particular purpose. Users should make their own judgements about those matters and/or seek independent advice. You assume all risks associated with use of data provided on this page

www.facebook.com/PJHarnessRacing

Gloucester Park Race 7 Distance 2503m

Friday, 13 December 2024


Gross Time: 3:08.70 MileRate: 2:01.30 LeadTime: 72.60s First Qtr: 30.60s Second Qtr: 28.70s Third Qtr: 27.90s Fourth Qtr: 28.90s

DATA TABLE: 800 / 400 Posi's are position from leader and (how wide the horse was at that position)

No	Horse	Plc	Mar	800 Posi	400 Posi	Time	3rd Qtr	4th Qt
1	CALIENTE	1	0.0m	0.3m (0)	0.0m (0)	3:08.70	27.88s	28.90s
9	MISTER MONTBLANC	2	1.7m	4.3m (1)	4.9m (1)	3:08.83	27.94s	28.69s
5	SOHO SANTORINI	3	2.9m	8.9m (0)	8.8m (1)	3:08.92	27.90s	28.50s
6	BRICKIES DREAM	4	3.3m	0.0m (1)	0.6m (1)	3:08.95	27.94s	29.11s
11	MY ULTIMATE CHEVRON	5	8.2m	19.3m (1)	16.8m (1)	3:09.32	27.74s	28.34s
3	IM THE BEST	6	9.0m	14.1m (1)	12.8m (1)	3:09.38	27.82s	28.68s
2	CHEDDAR IS BETTER	7	17.4m	19.3m (0)	18.4m (0)	3:10.02	27.86s	28.92s
8	STRAUNY	8	19.2m	14.4m (0)	13.0m (0)	3:10.16	27.82s	29.44s
4	GOV STARZZZ	9	27.0m	5.2m (0)	7.4m (0)	3:10.75	28.06s	30.43s
7	MY COPY	10	32.2m	9.5m (1)	10.8m (2)	3:11.14	28.00s	30.58s
10	DEEORSE	11	34.2m	24.8m (0)	26.1m (0)	3:11.29	28.02s	29.65s

Finish Position and metres gained

First Arrow shows distance gain/loss from 2nd Qtr to 3rd Qtr, Second Arrow shows distance gain/loss from 3rd Qtr to Finish
Blue arrow indicates best gain in these quarters.



800

Visual positions in race at 2nd Quarter



400

Visual positions in race at 3rd Quarter



Sectional Analysis Software
Not just form | Free Trial



www.facebook.com/PJHarnessRacing

RISE Digital, Harness Racing Australia nor the provider accepts any responsibility for the completeness or accuracy of any of the information contained herein, and makes no representations about its suitability for any particular purpose. Users should make their own judgements about those matters and/or seek independent advice. You assume all risks associated with use of data provided on this page

Gloucester Park Race 8 Distance 1730m

Friday, 13 December 2024

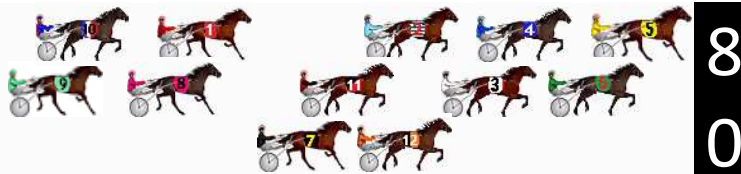

Gross Time: 2:03.90 MileRate: 1:55.20 LeadTime: 7.70s First Qtr: 29.20s Second Qtr: 29.80s Third Qtr: 28.20s Fourth Qtr: 29.00s

DATA TABLE: 800 / 400 Posi's are position from leader and (how wide the horse was at that position)

No	Horse	Plc	Mar	800 Posi	400 Posi	Time	3rd Qtr	4th Qt
6	NASE VIRA	1	0.0m	1.7m (1)	0.6m (1)	2:03.90	28.12s	28.96s
5	SOHO HONEY RIDER	2	1.6m	0.0m (0)	0.0m (0)	2:04.02	28.20s	29.12s
12	ATLANTIC GEM	3	5.6m	9.4m (2)	7.4m (2)	2:04.33	28.06s	28.90s
3	MISS UNEEK	4	7.4m	6.0m (1)	7.6m (1)	2:04.46	28.32s	29.02s
11	RELATIVELY ARMA	5	14.3m	11.7m (1)	12.7m (1)	2:04.99	28.28s	29.19s
7	SOHO VESPER LIND	6	14.5m	13.4m (2)	12.2m (2)	2:05.00	28.12s	29.24s
9	XCEPTIONAL ARMA	7	14.7m	23.4m (1)	23.4m (1)	2:05.02	28.22s	28.46s
1	COOPERS IDEAL	8	19.2m	17.4m (0)	17.5m (1)	2:05.36	28.22s	29.22s
10	STELLAR EDITION	9	19.8m	22.3m (0)	20.5m (0)	2:05.41	28.10s	29.05s
2	BROOKVALEGIRL	10	21.0m	9.1m (0)	12.9m (0)	2:05.50	28.48s	29.68s
4	LOCH TAY	11	24.3m	4.6m (0)	4.8m (0)	2:05.75	28.22s	30.51s
8	COPY CAT QUEEN	12	181.1m	18.6m (1)	28.4m (0)	2:17.68	28.92s	40.76s


Finish Position and metres gained

First Arrow shows distance gain/loss from 2nd Qtr to 3rd Qtr, Second Arrow shows distance gain/loss from 3rd Qtr to Finish
Blue arrow indicates best gain in these quarters.



800

Visual positions in race at 2nd Quarter



400

Visual positions in race at 3rd Quarter



Sectional Analysis Software

Not just form | Free Trial

www.facebook.com/PJHarnessRacing



RISE Digital, Harness Racing Australia nor the provider accepts any responsibility for the completeness or accuracy of any of the information contained herein, and makes no representations about its suitability for any particular purpose. Users should make their own judgements about those matters and/or seek independent advice. You assume all risks associated with use of data provided on this page

Gloucester Park Race 9 Distance 2130m

Friday, 13 December 2024

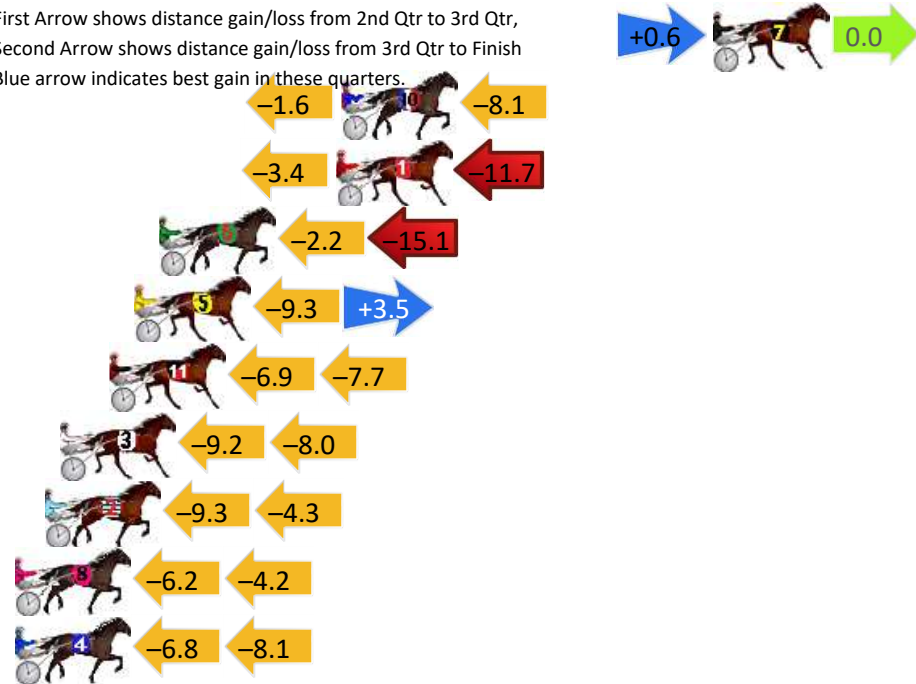
Gross Time: 2:35.80 MileRate: 1:57.70 LeadTime: 38.20s First Qtr: 30.50s Second Qtr: 30.50s Third Qtr: 27.80s Fourth Qtr: 28.80s

DATA TABLE: 800 / 400 Posi's are position from leader and (how wide the horse was at that position)

No	Horse	Plc	Mar	800 Posi	400 Posi	Time	3rd Qtr	4th Qt
7	THELITTLE MASTER	1	0.0m	0.6m (1)	0.0m (1)	2:35.80	27.76s	28.80s
10	HENGHENG	2	14.9m	5.2m (0)	6.8m (1)	2:36.93	27.92s	29.45s
1	IM SPIDERMAN	3	15.1m	0.0m (0)	3.4m (0)	2:36.94	28.04s	29.70s
6	AWAITINGINSTRUCTI ONS	4	22.2m	4.9m (1)	7.1m (2)	2:37.48	27.96s	29.98s
5	STRIKE MASTER	5	23.2m	17.4m (1)	26.7m (1)	2:37.55	28.48s	28.67s
11	BARBADOS	6	24.2m	9.6m (0)	16.5m (0)	2:37.63	28.30s	29.47s
3	THE LIGHTNING STRIKE	7	26.2m	9.0m (1)	18.2m (1)	2:37.78	28.46s	29.50s
2	MALAKIE	8	26.8m	13.2m (1)	22.5m (1)	2:37.83	28.47s	29.25s
8	TIGER LOU	9	28.6m	18.2m (0)	24.4m (0)	2:37.96	28.26s	29.24s
4	MEGA MACH	10	28.8m	13.9m (0)	20.7m (0)	2:37.98	28.30s	29.52s

Finish Position and metres gained

First Arrow shows distance gain/loss from 2nd Qtr to 3rd Qtr, Second Arrow shows distance gain/loss from 3rd Qtr to Finish
Blue arrow indicates best gain in these quarters.



8
0
0

Visual positions in race at 2nd Quarter



4
0
0

Visual positions in race at 3rd Quarter



Sectional Analysis Software

Not just form | Free Trial

www.facebook.com/PJHarnessRacing



RISE Digital, Harness Racing Australia nor the provider accepts any responsibility for the completeness or accuracy of any of the information contained herein, and makes no representations about its suitability for any particular purpose. Users should make their own judgements about those matters and/or seek independent advice. You assume all risks associated with use of data provided on this page

Gloucester Park Race 10 Distance 2130m

Friday, 13 December 2024

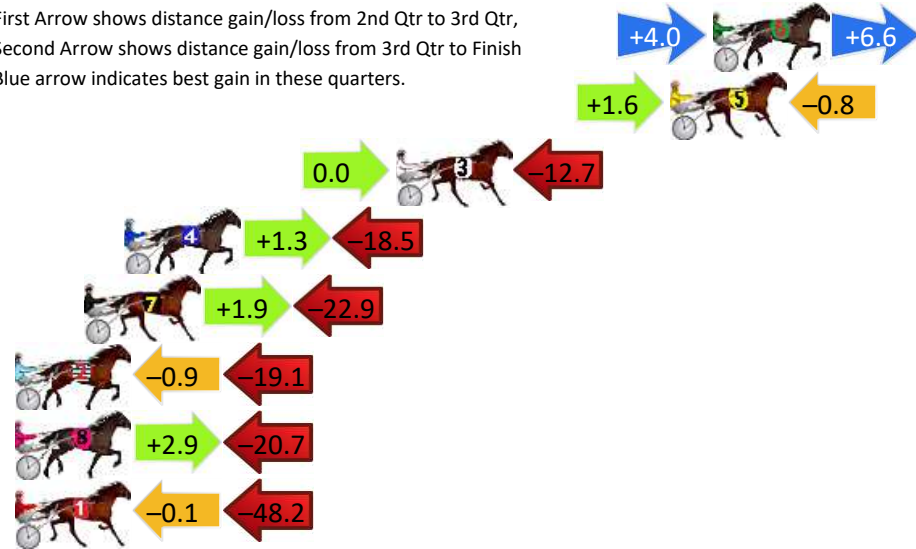
Gross Time: 2:34.40 MileRate: 1:56.60 LeadTime: 37.90s First Qtr: 29.10s Second Qtr: 30.40s Third Qtr: 28.90s Fourth Qtr: 28.10s

DATA TABLE: 800 / 400 Posi's are position from leader and (how wide the horse was at that position)

NoHorse	Plc	Mar	800 Posi	400 Posi	Time	3rd Qtr	4th Qt
6 MONTANA GLORY	1	0.0m	10.6m (1)	6.6m (2)	2:34.40	28.60s	27.64s
5 NULLARBOR NAVAJO	2	1.7m	2.5m (1)	0.9m (1)	2:34.53	28.78s	28.16s
3 FLEUR DU MAQUIS	3	12.7m	0.0m (0)	0.0m (0)	2:35.34	28.90s	29.04s
4 POCKET THE CHANGE	4	23.6m	6.4m (1)	5.1m (1)	2:36.14	28.80s	29.48s
7 STORMYSKYES	5	25.2m	4.2m (2)	2.3m (2)	2:36.26	28.76s	29.80s
2 REBLINE	6	29.8m	9.8m (0)	10.7m (0)	2:36.60	28.96s	29.54s
8 SOHO SERAPHINE	7	31.5m	13.7m (0)	10.8m (1)	2:36.73	28.68s	29.66s
1 SUNSHINE SWIFT	8	53.9m	5.6m (0)	5.7m (0)	2:38.38	28.90s	31.68s

Finish Position and metres gained

First Arrow shows distance gain/loss from 2nd Qtr to 3rd Qtr, Second Arrow shows distance gain/loss from 3rd Qtr to Finish Blue arrow indicates best gain in these quarters.



8
0
0

Visual positions in race at 2nd Quarter



4
0
0

Visual positions in race at 3rd Quarter

