

Pinjarra Race 1 Distance 1684m

Monday, 9 December 2024

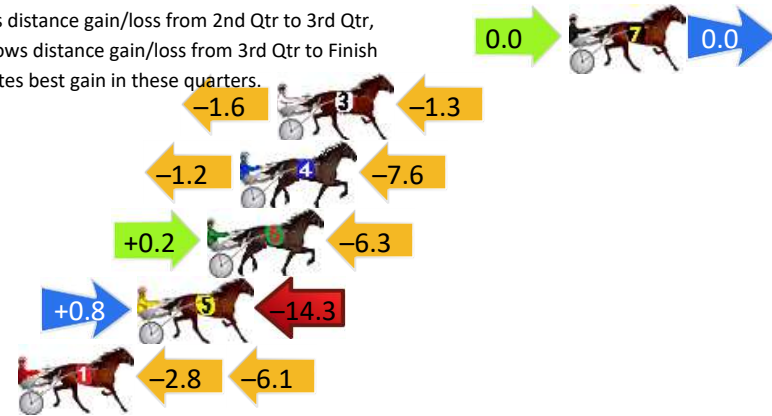
Gross Time: 2:01.40 MileRate: 1:56.00 LeadTime: 4.90s First Qtr: 29.30s Second Qtr: 30.50s Third Qtr: 28.20s Fourth Qtr: 28.50s

DATA TABLE: 800 / 400 Posi's are position from leader and (how wide the horse was at that position)

NoHorse	Plc	Mar	800 Posi	400 Posi	Time	3rd Qtr	4th Qt
7 ITS MAA TIME	1	0.0m	0.0m (0)	0.0m (0)	2:01.40	28.20s	28.50s
3 OFFICIAL ROCK	2	11.7m	8.8m (0)	10.4m (0)	2:02.28	28.31s	28.59s
4 CASSINI BELLE	3	13.2m	4.4m (0)	5.6m (0)	2:02.39	28.28s	29.04s
6 SHES ALL GO	4	14.5m	8.4m (1)	8.2m (1)	2:02.49	28.18s	28.95s
5 FLY SHE CAN	5	17.3m	3.8m (1)	3.0m (1)	2:02.69	28.14s	29.51s
1 SHEER ROCK LADY	6	22.1m	13.2m (0)	16.0m (0)	2:03.05	28.40s	28.93s

Finish Position and metres gained

First Arrow shows distance gain/loss from 2nd Qtr to 3rd Qtr,
Second Arrow shows distance gain/loss from 3rd Qtr to Finish
Blue arrow indicates best gain in these quarters.



8
0
0

Visual positions in race at 2nd Quarter



4
0
0

Visual positions in race at 3rd Quarter




Pinjarra Race 2 Distance 2631m

Monday, 9 December 2024

Gross Time: 3:23.60 MileRate: 2:02.70 LeadTime: 79.90s First Qtr: 30.80s Second Qtr: 30.60s Third Qtr: 31.00s Fourth Qtr: 31.30s

DATA TABLE: 800 / 400 Posi's are position from leader and (how wide the horse was at that position)

No	Horse	Plc	Mar	800 Posi	400 Posi	Time	3rd Qtr	4th Qt
9	SELLUNE	1	0.0m	18.6m (1)	5.8m (3)	3:23.60	30.01s	30.85s
2	MAXWILL SMART	2	9.8m	4.8m (0)	1.8m (1)	3:24.40	30.76s	31.92s
3	THE BEAT	3	12.3m	14.6m (0)	10.4m (0)	3:24.61	30.67s	31.45s
10	BEE BEE BEROCC	4	14.4m	20.0m (0)	16.0m (0)	3:24.78	30.69s	31.18s
8	BONNIE RAE	5	14.5m	23.0m (1)	11.4m (3)	3:24.79	30.10s	31.54s
4	THE HONOURS	6	15.7m	10.0m (0)	6.2m (0)	3:24.88	30.70s	32.04s
6	YOUR KIDDING	7	19.9m	10.4m (1)	9.8m (1)	3:25.23	30.95s	32.09s
5	CLAUDYS SECRET	8	26.0m	14.6m (1)	14.0m (1)	3:25.73	30.95s	32.23s
1	IM GAVOCHE	9	30.0m	0.0m (0)	0.0m (0)	3:26.05	30.99s	33.63s
11	PATCHED	10	39.4m	25.0m (0)	12.8m (2)	3:26.82	30.05s	33.37s
7	CYCLONE KADABRAMELIA	11	113.9m	5.2m (1)	7.4m (2)	3:32.92	31.13s	39.59s



800

Visual positions in race at 2nd Quarter



400

Visual positions in race at 3rd Quarter



Sectional Analysis Software
Not just form | Free Trial
www.facebook.com/PJHarnessRacing

RISE Digital, Harness Racing Australia nor the provider accepts any responsibility for the completeness or accuracy of any of the information contained herein, and makes no representations about its suitability for any particular purpose. Users should make their own judgements about those matters and/or seek independent advice. You assume all risks associated with use of data provided on this page

Pinjarra Race 3 Distance 2185m

Monday, 9 December 2024


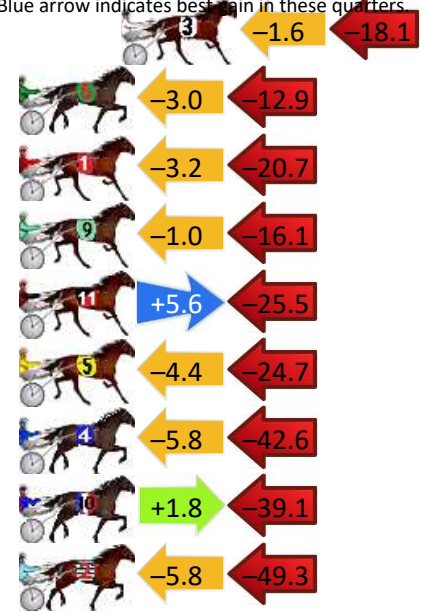
Gross Time: 2:42.20 MileRate: 1:59.50 LeadTime: 42.10s First Qtr: 30.60s Second Qtr: 31.00s Third Qtr: 30.40s Fourth Qtr: 28.10s

DATA TABLE: 800 / 400 Posi's are position from leader and (how wide the horse was at that position)


No	Horse	Plc	Mar	800 Posi	400 Posi	Time	3rd Qtr	4th Qt
8	WELEASE WODDEWICK	1	0.0m	0.0m (0)	0.0m (0)	2:42.20	30.40s	28.10s
3	EILEENMAY	2	23.9m	4.2m (0)	5.8m (0)	2:43.97	30.57s	29.36s
6	LOW FLYIN	3	28.3m	12.4m (1)	15.4m (2)	2:44.29	30.66s	29.00s
1	TWOHEARTONEDIA MOND	4	32.3m	8.4m (0)	11.6m (0)	2:44.59	30.69s	29.55s
9	BONNIE PAULINE	5	34.1m	17.0m (0)	18.0m (1)	2:44.72	30.52s	29.22s
11	JACK MANNIX	6	36.5m	16.6m (1)	11.0m (2)	2:44.90	30.07s	29.88s
5	HOKULANI	7	42.1m	13.0m (0)	17.4m (0)	2:45.31	30.79s	29.83s
4	ALTACHAERA	8	56.8m	8.4m (1)	14.2m (1)	2:46.40	30.94s	31.08s
10	EBEE AVIATOR	9	57.9m	20.6m (1)	18.8m (3)	2:46.48	30.38s	30.83s
2	DELIGHTABLE	10	59.5m	4.4m (1)	10.2m (1)	2:46.59	30.96s	31.54s

Finish Position and metres gained

First Arrow shows distance gain/loss from 2nd Qtr to 3rd Qtr, Second Arrow shows distance gain/loss from 3rd Qtr to Finish. Blue arrow indicates best gain in these quarters.



Visual positions in race at 2nd Quarter



Visual positions in race at 3rd Quarter

Pinjarra Race 4 Distance 1684m

Monday, 9 December 2024

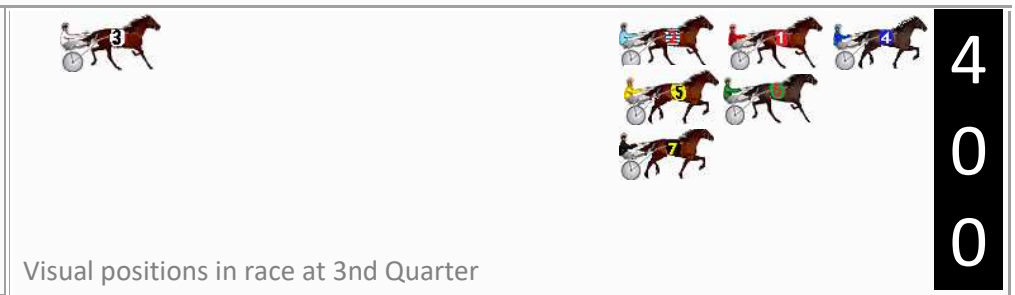

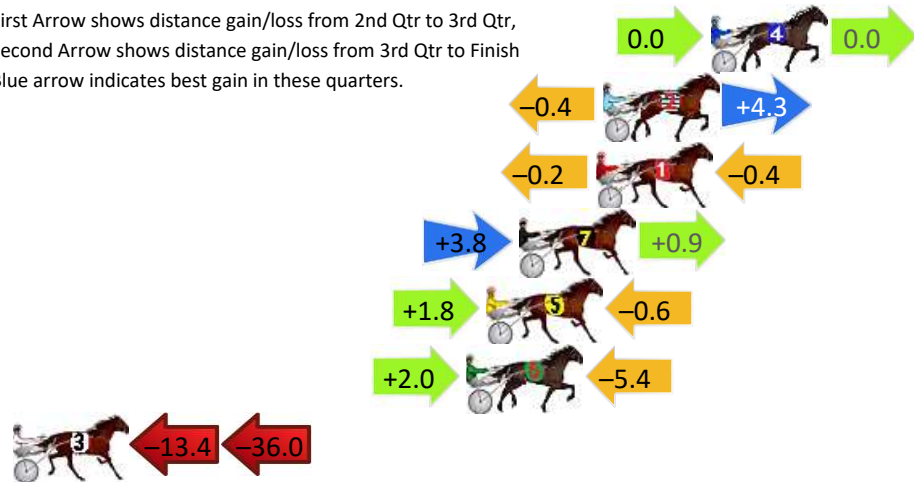
Gross Time: 2:01.50 MileRate: 1:56.10 LeadTime: 5.50s First Qtr: 29.50s Second Qtr: 29.90s Third Qtr: 28.30s Fourth Qtr: 28.30s

DATA TABLE: 800 / 400 Posi's are position from leader and (how wide the horse was at that position)

NoHorse	Plc	Mar	800 Posi	400 Posi	Time	3rd Qtr	4th Qt
4 SEAGRASS	1	0.0m	0.0m (0)	0.0m (0)	2:01.50	28.30s	28.30s
2 MISS STEFANI	2	4.3m	8.2m (0)	8.6m (0)	2:01.82	28.33s	28.00s
1 TORREVEAN PINKY	3	4.6m	4.0m (0)	4.2m (0)	2:01.84	28.31s	28.33s
7 OUR LADY JEN	4	7.7m	12.4m (0)	8.6m (2)	2:02.07	28.03s	28.24s
5 TORREVEAN AMY	5	9.0m	10.2m (1)	8.4m (1)	2:02.17	28.17s	28.34s
6 SWEET IVY	6	9.8m	6.4m (1)	4.4m (1)	2:02.23	28.16s	28.68s
3 SWEET SUZI	7	67.0m	17.6m (0)	31.0m (0)	2:06.48	29.24s	30.83s

Finish Position and metres gained

First Arrow shows distance gain/loss from 2nd Qtr to 3rd Qtr,
Second Arrow shows distance gain/loss from 3rd Qtr to Finish
Blue arrow indicates best gain in these quarters.



Pinjarra Race 5 Distance 2185m

Monday, 9 December 2024

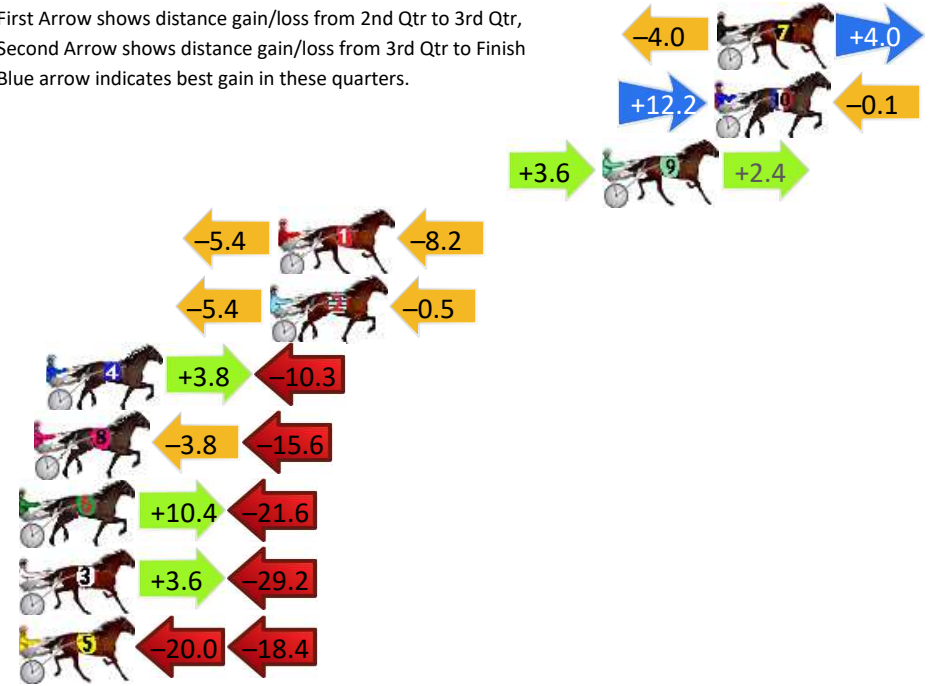
Gross Time: 2:41.40 MileRate: 1:58.90 LeadTime: 43.20s First Qtr: 32.20s Second Qtr: 30.50s Third Qtr: 27.10s Fourth Qtr: 28.40s

DATA TABLE: 800 / 400 Posi's are position from leader and (how wide the horse was at that position)

No	Horse	Plc	Mar	800 Posi	400 Posi	Time	3rd Qtr	4th Qt
7	KABOCHON	1	0.0m	0.0m (0)	4.0m (0)	2:41.40	27.38s	28.12s
10	BLAZING REACTOR	2	0.1m	12.2m (2)	0.0m (0)	2:41.41	26.26s	28.41s
9	MAJOR OVERS	3	4.6m	10.6m (1)	7.0m (1)	2:41.74	26.86s	28.23s
1	BUNDEGI BLUE	4	17.6m	4.0m (0)	9.4m (0)	2:42.71	27.46s	28.98s
2	ITS JUSTA SHOTAWAY	5	17.9m	12.0m (0)	17.4m (0)	2:42.74	27.47s	28.44s
4	DISPATCHER	6	26.9m	20.4m (0)	16.6m (1)	2:43.41	26.82s	29.13s
8	JAMIE KIM	7	27.4m	8.0m (0)	11.8m (1)	2:43.44	27.34s	29.50s
6	LORD TITANIUM	8	29.0m	17.8m (1)	7.4m (2)	2:43.56	26.35s	29.93s
3	ERA	9	32.2m	6.6m (1)	3.0m (1)	2:43.80	26.80s	30.46s
5	GET YA BETS ON	10	54.4m	16.0m (0)	36.0m (0)	2:45.46	28.45s	29.70s

Finish Position and metres gained

First Arrow shows distance gain/loss from 2nd Qtr to 3rd Qtr, Second Arrow shows distance gain/loss from 3rd Qtr to Finish Blue arrow indicates best gain in these quarters.



800

Visual positions in race at 2nd Quarter



400

Visual positions in race at 3rd Quarter



Pinjarra Race 6 Distance 2185m

Monday, 9 December 2024



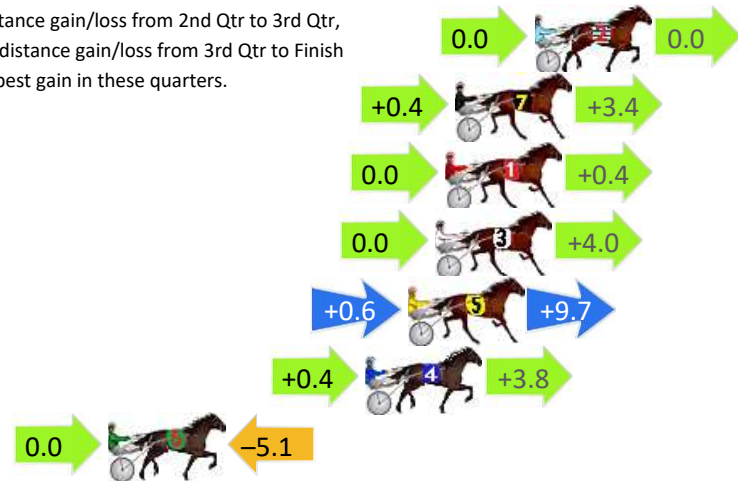
Gross Time: 2:42.60 MileRate: 1:59.80 LeadTime: 43.20s First Qtr: 31.80s Second Qtr: 30.20s Third Qtr: 29.80s Fourth Qtr: 27.60s

DATA TABLE: 800 / 400 Posi's are position from leader and (how wide the horse was at that position)

No	Horse	Plc	Mar	800 Posi	400 Posi	Time	3rd Qtr	4th Qt
2	SPICEY MAJOR	1	0.0m	0.0m (0)	0.0m (0)	2:42.60	29.80s	27.60s
7	TRAVELBAN	2	3.2m	7.0m (1)	6.6m (1)	2:42.83	29.76s	27.37s
1	SECRET REACTION	3	3.6m	4.0m (0)	4.0m (0)	2:42.86	29.80s	27.57s
3	HI SUGA RUSH	4	4.0m	8.0m (0)	8.0m (0)	2:42.89	29.79s	27.33s
5	HEAVENLY WAGE	5	5.1m	15.4m (1)	14.8m (1)	2:42.97	29.73s	26.93s
4	OUR VINNIE	6	6.8m	11.0m (1)	10.6m (1)	2:43.09	29.76s	27.34s
6	KOLISI	7	17.1m	12.0m (0)	12.0m (0)	2:43.84	29.81s	27.95s

Finish Position and metres gained

First Arrow shows distance gain/loss from 2nd Qtr to 3rd Qtr,
Second Arrow shows distance gain/loss from 3rd Qtr to Finish
Blue arrow indicates best gain in these quarters.



Pinjarra Race 7 Distance 2631m

Monday, 9 December 2024


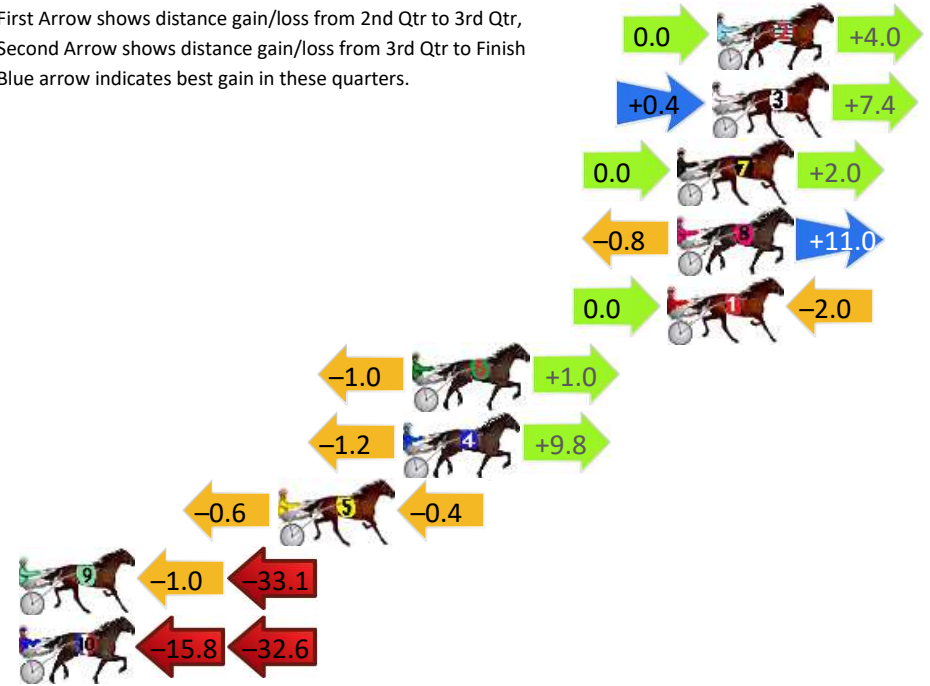
Gross Time: 3:18.90 MileRate: 2:01.60 LeadTime: 81.20s First Qtr: 30.70s Second Qtr: 30.00s Third Qtr: 27.70s Fourth Qtr: 29.30s

DATA TABLE: 800 / 400 Posi's are position from leader and (how wide the horse was at that position)

No	Horse	Plc	Mar	800 Posi	400 Posi	Time	3rd Qtr	4th Qt
2	GOV STARZZZ	1	0.0m	4.0m (0)	4.0m (0)	3:18.90	27.71s	29.01s
3	TRIGWELL ROAD	2	0.2m	8.0m (0)	7.6m (1)	3:18.92	27.69s	28.76s
7	RODASI	3	1.6m	3.6m (1)	3.6m (1)	3:19.02	27.70s	29.15s
8	CHEDDAR IS BETTER	3	1.6m	11.8m (1)	12.6m (3)	3:19.02	27.78s	28.50s
1	BELLISSIMO ACQUISTO	5	2.0m	0.0m (0)	0.0m (0)	3:19.05	27.70s	29.45s
6	DUTY BOUND	6	12.2m	12.2m (0)	13.2m (0)	3:19.84	27.77s	29.23s
4	MEGA MACH	7	12.6m	21.2m (0)	22.4m (0)	3:19.87	27.80s	28.59s
5	JOEY JAMES	8	17.6m	16.6m (0)	17.2m (0)	3:20.25	27.74s	29.33s
9	THE WILDCARD	9	41.9m	7.8m (1)	8.8m (2)	3:22.12	27.71s	31.71s
10	GOOD TIMES AHEAD	10	77.6m	29.2m (0)	45.0m (0)	3:24.86	28.75s	31.67s

Finish Position and metres gained

First Arrow shows distance gain/loss from 2nd Qtr to 3rd Qtr, Second Arrow shows distance gain/loss from 3rd Qtr to Finish. Blue arrow indicates best gain in these quarters.



Visual positions in race at 2nd Quarter



Visual positions in race at 3rd Quarter

Pinjarra Race 8 Distance 1684m

Monday, 9 December 2024



Gross Time: 2:03.50 MileRate: 1:58.00 LeadTime: 5.40s First Qtr: 28.90s Second Qtr: 27.80s Third Qtr: 30.10s Fourth Qtr: 31.30s

DATA TABLE: 800 / 400 Posi's are position from leader and (how wide the horse was at that position)

No	Horse	Plc	Mar	800 Posi	400 Posi	Time	3rd Qtr	4th Qt
12	TRUNKEY MON STAR	1	0.0m	0.0m (0)	0.0m (0)	2:03.50	30.10s	31.30s
1	SUB MARINER	2	3.8m	3.8m (0)	3.8m (0)	2:03.81	30.10s	31.30s
9	RIPPER VIEW	3	4.5m	25.6m (0)	4.0m (3)	2:03.87	28.45s	31.34s
6	STAPLETON	4	10.8m	29.6m (0)	8.0m (3)	2:04.38	28.45s	31.52s
8	GOGGINS	5	18.5m	7.6m (0)	3.4m (1)	2:05.01	29.76s	32.47s
4	CARIBBEAN TIMES	6	19.6m	22.2m (1)	11.8m (1)	2:05.10	29.29s	31.91s
3	FLY EAGLEROSE	7	26.6m	18.0m (1)	5.0m (2)	2:05.68	29.08s	32.98s
10	VYBRANT	8	29.7m	27.6m (1)	13.6m (2)	2:05.93	29.01s	32.55s
2	DEVILS COURAGE	9	35.6m	20.4m (0)	20.0m (1)	2:06.41	30.05s	32.51s
11	TERASITA	10	36.7m	32.0m (1)	12.6m (3)	2:06.50	28.58s	33.18s
5	THIS TIME JACKO	11	43.2m	13.2m (0)	16.2m (0)	2:07.03	30.29s	33.40s

Finish Position and metres gained

First Arrow shows distance gain/loss from 2nd Qtr to 3rd Qtr, Second Arrow shows distance gain/loss from 3rd Qtr to Finish Blue arrow indicates best gain in these quarters.



Pinjarra Race 9 Distance 2185m

Monday, 9 December 2024

Gross Time: 2:46.40 MileRate: 2:02.60 LeadTime: 42.20s First Qtr: 34.10s Second Qtr: 29.00s Third Qtr: 29.60s Fourth Qtr: 31.50s

DATA TABLE: 800 / 400 Posi's are position from leader and (how wide the horse was at that position)

No	Horse	Plc	Mar	800 Posi	400 Posi	Time	3rd Qtr	4th Qt
4	BACK ON LINE	1	0.0m	0.0m (0)	0.0m (0)	2:46.40	29.60s	31.50s
5	WALLEN	2	5.7m	10.8m (1)	8.6m (3)	2:46.87	29.44s	31.27s
11	BUNJIL MAN	3	7.4m	26.4m (0)	9.8m (4)	2:47.01	28.34s	31.31s
12	SWITCH BLADE	4	9.6m	1.0m (1)	1.6m (1)	2:47.19	29.63s	32.13s
6	HOLD YOUR FIRE	5	10.7m	6.2m (1)	5.6m (1)	2:47.28	29.54s	31.90s
2	IM GRAFTER	6	11.0m	8.8m (0)	8.2m (0)	2:47.31	29.55s	31.72s
1	CARA DIANA	7	13.3m	4.4m (0)	4.2m (0)	2:47.49	29.56s	32.21s
7	BOUNCE BACK BUDDY	8	14.6m	19.4m (1)	13.2m (1)	2:47.60	29.13s	31.61s
8	LUCKY BONA	9	39.4m	16.2m (0)	20.8m (0)	2:49.64	29.91s	32.96s
9	SHES VICTORIOUS	10	122.2m	0.8m (2)	6.4m (2)	2:56.46	29.75s	40.57s
10	STARANNA	11	269.7m	42.0m (0)	160.0m (0)	3:08.60	38.30s	40.09s

Finish Position and metres gained

First Arrow shows distance gain/loss from 2nd Qtr to 3rd Qtr, Second Arrow shows distance gain/loss from 3rd Qtr to Finish Blue arrow indicates best gain in these quarters.

