

Gloucester Park Race 1 Distance 2130m

Friday, 6 December 2024


Gross Time: 2:33.10 MileRate: 1:55.70 LeadTime: 37.00s First Qtr: 29.50s Second Qtr: 27.40s Third Qtr: 28.20s Fourth Qtr: 31.00s

DATA TABLE: 800 / 400 Posi's are position from leader and (how wide the horse was at that position)

No	Horse	Plc	Mar	800 Posi	400 Posi	Time	3rd Qtr	4th Qt
4	MIKIS BEACH	1	0.0m	0.0m (1)	0.0m (0)	2:33.10	28.20s	31.00s
6	GEE SMITH	2	2.5m	18.8m (1)	18.8m (3)	2:33.30	28.30s	29.82s
11	BEYOND BLING	3	15.8m	19.4m (0)	20.9m (0)	2:34.38	28.42s	30.74s
10	SHOWPONY	4	16.9m	13.8m (0)	22.3m (1)	2:34.47	28.90s	30.73s
2	ALTA FREEWAY	5	23.9m	1.5m (0)	14.7m (0)	2:35.04	29.18s	31.86s
7	SECRET REACTION	6	24.6m	23.8m (0)	27.2m (0)	2:35.09	28.58s	31.00s
9	FOLLOW ROCKNROLL	7	26.7m	27.6m (1)	29.7m (2)	2:35.26	28.50s	30.98s
5	FRANCO MECCA	8	27.1m	23.2m (1)	28.3m (1)	2:35.30	28.70s	31.12s
12	SUKHOVEY WINDSTORM	9	28.3m	14.7m (1)	23.4m (2)	2:35.39	28.92s	31.57s
8	IDEAL TOMADO	10	29.3m	28.2m (0)	32.1m (0)	2:35.48	28.64s	31.02s
3	IFEEL SIKDARL	11	29.5m	9.4m (1)	19.1m (2)	2:35.49	28.96s	31.99s
1	NAME IN LIGHTS	12	33.4m	9.7m (0)	18.5m (1)	2:35.81	28.90s	32.35s

Finish Position and metres gained

First Arrow shows distance gain/loss from 2nd Qtr to 3rd Qtr, Second Arrow shows distance gain/loss from 3rd Qtr to Finish. Blue arrow indicates best gain in these quarters.



800



400

Visual positions in race at 2nd Quarter

Visual positions in race at 3rd Quarter



Sectional Analysis Software

Not just form | Free Trial

www.facebook.com/PJHarnessRacing



RISE Digital, Harness Racing Australia nor the provider accepts any responsibility for the completeness or accuracy of any of the information contained herein, and makes no representations about its suitability for any particular purpose. Users should make their own judgements about those matters and/or seek independent advice. You assume all risks associated with use of data provided on this page

Gloucester Park Race 2 Distance 2130m

Friday, 6 December 2024


Gross Time: 2:34.20 MileRate: 1:56.50 LeadTime: 37.10s First Qtr: 30.00s Second Qtr: 30.40s Third Qtr: 28.30s Fourth Qtr: 28.40s

DATA TABLE: 800 / 400 Posi's are position from leader and (how wide the horse was at that position)

No	Horse	Plc	Mar	800 Posi	400 Posi	Time	3rd Qtr	4th Qt
3	PETES HONOUR	1	0.0m	0.0m (0)	0.0m (0)	2:34.20	28.30s	28.40s
1	KURIOUS BOY	2	4.7m	4.6m (0)	5.4m (0)	2:34.55	28.36s	28.37s
9	THENU CAME ALONG	3	7.9m	18.5m (2)	4.6m (2)	2:34.79	27.32s	28.67s
6	IM LIGHTNING BANNER	4	10.7m	6.5m (1)	6.3m (1)	2:35.00	28.28s	28.76s
4	MY SILVER SPOON	5	13.5m	14.8m (1)	13.9m (1)	2:35.21	28.24s	28.43s
2	MONEY TIME MADNESS	6	16.3m	8.8m (0)	10.5m (0)	2:35.42	28.42s	28.88s
5	JIMMY ROCKS	7	16.5m	10.8m (1)	10.0m (1)	2:35.43	28.24s	28.93s
8	ARIONROCK	8	16.6m	13.7m (0)	14.5m (0)	2:35.44	28.36s	28.62s
7	FRANKLIN DELANO	9	20.3m	2.0m (1)	2.0m (1)	2:35.71	28.30s	29.77s

Finish Position and metres gained

First Arrow shows distance gain/loss from 2nd Qtr to 3rd Qtr,
Second Arrow shows distance gain/loss from 3rd Qtr to Finish
Blue arrow indicates best gain in these quarters.



800

Visual positions in race at 2nd Quarter



400

Visual positions in race at 3rd Quarter



Gloucester Park Race 3 Distance 2130m

Friday, 6 December 2024



Gross Time: 2:33.10 MileRate: 1:55.70 LeadTime: 38.00s First Qtr: 30.30s Second Qtr: 29.40s Third Qtr: 27.80s Fourth Qtr: 27.60s

DATA TABLE: 800 / 400 Posi's are position from leader and (how wide the horse was at that position)

No	Horse	Plc	Mar	800 Posi	400 Posi	Time	3rd Qtr	4th Qt
3	VENTURA	1	0.0m	0.0m (0)	0.0m (0)	2:33.10	27.80s	27.60s
10	ROCKANDROLLARTIST	2	3.9m	8.1m (0)	7.9m (0)	2:33.38	27.78s	27.34s
1	TOMMY WATERHOUSE	3	6.8m	4.1m (0)	4.1m (0)	2:33.59	27.80s	27.81s
9	OTIS	4	14.3m	3.2m (1)	4.7m (1)	2:34.14	27.90s	28.32s
5	RAGAZZO MACH	5	18.1m	12.2m (0)	13.1m (0)	2:34.41	27.86s	28.01s
4	CONEY ISLAND LOU	6	18.5m	20.3m (1)	17.2m (2)	2:34.44	27.58s	27.76s
2	SUGAR STREET	7	21.3m	7.2m (1)	8.8m (1)	2:34.65	27.90s	28.54s
12	NAVY STREET	8	29.6m	15.9m (1)	21.5m (2)	2:35.25	28.18s	28.27s
6	BETTOR MOVE ALONG	9	31.4m	16.5m (0)	18.0m (0)	2:35.38	27.90s	28.64s
7	DEEORSE	10	33.9m	20.6m (0)	23.5m (0)	2:35.56	28.00s	28.44s
8	REGAL CHEVAL	11	34.0m	24.9m (0)	28.2m (0)	2:35.57	28.02s	28.13s
11	COOPER	12	63.5m	11.6m (1)	20.7m (1)	2:37.71	28.42s	30.79s

Finish Position and metres gained

First Arrow shows distance gain/loss from 2nd Qtr to 3rd Qtr, Second Arrow shows distance gain/loss from 3rd Qtr to Finish. Blue arrow indicates best gain in these quarters.



800

Visual positions in race at 2nd Quarter



400

Visual positions in race at 3rd Quarter



Powered by **PJ Harness Analyser**

Sectional Analysis Software

Not just form | Free Trial

www.facebook.com/PJHarnessRacing



RISE Digital, Harness Racing Australia nor the provider accepts any responsibility for the completeness or accuracy of any of the information contained herein, and makes no representations about its suitability for any particular purpose. Users should make their own judgements about those matters and/or seek independent advice. You assume all risks associated with use of data provided on this page

Gloucester Park Race 4 Distance 2130m

Friday, 6 December 2024

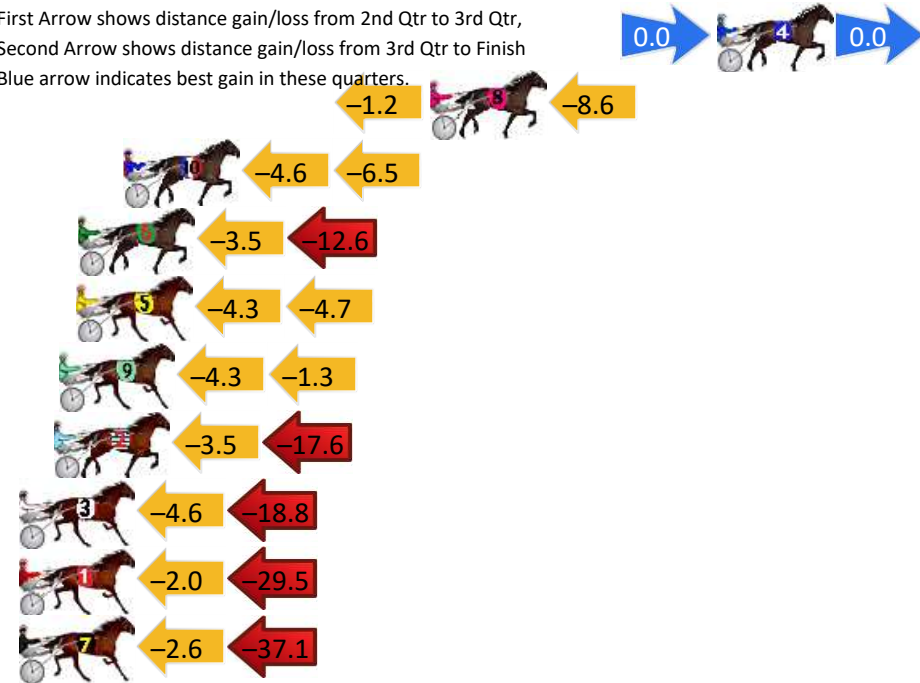
Gross Time: 2:31.90 MileRate: 1:54.80 LeadTime: 36.70s First Qtr: 30.60s Second Qtr: 28.70s Third Qtr: 27.90s Fourth Qtr: 28.00s

DATA TABLE: 800 / 400 Posi's are position from leader and (how wide the horse was at that position)

No	Horse	Plc	Mar	800 Posi	400 Posi	Time	3rd Qtr	4th Qt
4	SWINGBAND	1	0.0m	0.0m (0)	0.0m (0)	2:31.90	27.90s	28.00s
8	GOODFELLAZ	2	11.5m	1.7m (1)	2.9m (1)	2:32.75	27.98s	28.64s
10	RUPERT OF LINCOLN	3	23.8m	12.7m (0)	17.3m (0)	2:33.65	28.22s	28.55s
6	RASCAL	4	25.6m	9.5m (1)	13.0m (1)	2:33.78	28.14s	28.98s
5	LIL HAPPY FELLA	5	25.7m	16.7m (0)	21.0m (0)	2:33.79	28.20s	28.43s
9	PAUL EDWARD	6	26.4m	20.8m (0)	25.1m (0)	2:33.84	28.20s	28.20s
2	WHOS THE DAD	7	26.6m	5.5m (1)	9.0m (1)	2:33.86	28.14s	29.34s
3	DOMINUS FACTUM	8	32.1m	8.7m (0)	13.3m (0)	2:34.26	28.22s	29.44s
1	FLYING RUMOUR	9	35.8m	4.3m (0)	6.3m (0)	2:34.54	28.04s	30.20s
7	ELDAYTONA	10	55.0m	15.3m (1)	17.9m (1)	2:35.95	28.08s	30.81s

Finish Position and metres gained

First Arrow shows distance gain/loss from 2nd Qtr to 3rd Qtr, Second Arrow shows distance gain/loss from 3rd Qtr to Finish Blue arrow indicates best gain in these quarters.



800

Visual positions in race at 2nd Quarter



400

Visual positions in race at 3rd Quarter



Powered by **PJ Harness Analyser**

Sectional Analysis Software

Not just form | Free Trial

www.facebook.com/PJHarnessRacing



RISE Digital, Harness Racing Australia nor the provider accepts any responsibility for the completeness or accuracy of any of the information contained herein, and makes no representations about its suitability for any particular purpose. Users should make their own judgements about those matters and/or seek independent advice. You assume all risks associated with use of data provided on this page

Gloucester Park Race 5 Distance 2130m

Friday, 6 December 2024



Gross Time: 2:32.50 MileRate: 1:55.20 LeadTime: 36.80s First Qtr: 30.70s Second Qtr: 27.80s Third Qtr: 27.80s Fourth Qtr: 29.40s

DATA TABLE: 800 / 400 Posi's are position from leader and (how wide the horse was at that position)

No	Horse	Plc	Mar	800 Posi	400 Posi	Time	3rd Qtr	4th Qt
6	GOLDEN LODGE	1	0.0m	3.8m (2)	0.0m (2)	2:32.50	27.54s	29.40s
11	THE BEAUDSTER	2	1.5m	8.4m (0)	9.0m (0)	2:32.62	27.86s	28.88s
5	TUALOU	3	5.0m	8.1m (2)	4.3m (2)	2:32.89	27.54s	29.48s
2	INSTA GATOR	4	5.2m	1.5m (1)	0.0m (1)	2:32.90	27.70s	29.80s
12	WAVERIDER	5	9.7m	7.2m (1)	4.8m (1)	2:33.25	27.64s	29.81s
7	FRISKY STYX	6	11.1m	11.9m (0)	9.0m (1)	2:33.36	27.62s	29.62s
10	WHATARETHEODDS	7	12.8m	4.1m (0)	5.0m (0)	2:33.49	27.88s	30.03s
4	MANDOWN	8	14.1m	18.5m (0)	16.3m (0)	2:33.59	27.68s	29.33s
1	MONTANA GLORY	9	15.2m	0.0m (0)	1.1m (0)	2:33.67	27.88s	30.49s
8	CALIENTE	10	26.2m	22.6m (0)	21.6m (0)	2:34.52	27.78s	29.88s
3	LOUIE DIOR	11	33.6m	12.5m (1)	13.2m (1)	2:35.09	27.88s	31.05s
9	HALE SAINT LOUIE	12	79.4m	43.1m (0)	52.0m (0)	2:38.62	28.52s	31.82s

Finish Position and metres gained

First Arrow shows distance gain/loss from 2nd Qtr to 3rd Qtr, Second Arrow shows distance gain/loss from 3rd Qtr to Finish
Blue arrow indicates best gain in these quarters.



Gloucester Park Race 6 Distance 2130m

Friday, 6 December 2024

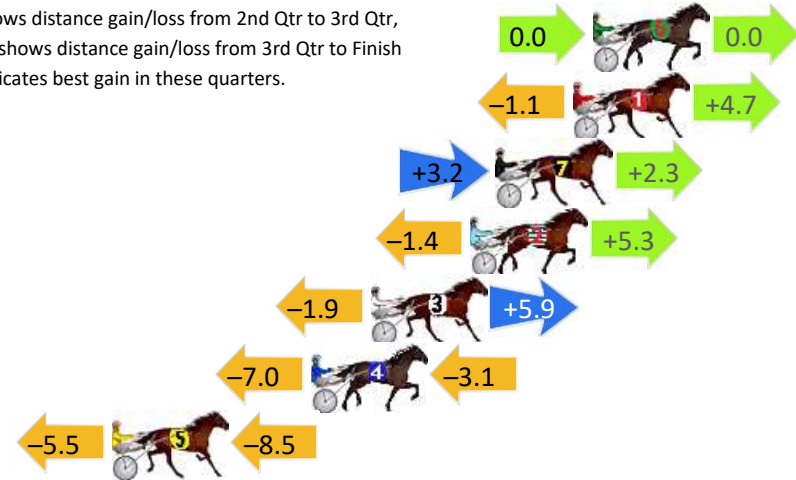
Gross Time: 2:32.90 MileRate: 1:55.50 LeadTime: 37.40s First Qtr: 30.90s Second Qtr: 29.10s Third Qtr: 27.40s Fourth Qtr: 28.10s

DATA TABLE: 800 / 400 Posi's are position from leader and (how wide the horse was at that position)

No	Horse	Plc	Mar	800 Posi	400 Posi	Time	3rd Qtr	4th Qt
6	JUMPINGJACKMAC	1	0.0m	0.0m (0)	0.0m (0)	2:32.90	27.40s	28.10s
1	LAVRA JOE	2	0.8m	4.4m (0)	5.5m (0)	2:32.96	27.48s	27.78s
7	NEVER ENDING	3	3.9m	9.4m (1)	6.2m (2)	2:33.19	27.18s	27.96s
2	DIEGO	4	4.9m	8.8m (0)	10.2m (0)	2:33.26	27.50s	27.76s
3	HILLVIEW BONDI	5	8.9m	12.9m (0)	14.8m (0)	2:33.56	27.54s	27.74s
4	ALCOPONY	6	11.3m	1.2m (1)	8.2m (1)	2:33.73	27.88s	28.37s
5	MACHNIFICENT	7	19.3m	5.3m (1)	10.8m (2)	2:34.33	27.78s	28.78s

Finish Position and metres gained

First Arrow shows distance gain/loss from 2nd Qtr to 3rd Qtr,
Second Arrow shows distance gain/loss from 3rd Qtr to Finish
Blue arrow indicates best gain in these quarters.



8
0
0

Visual positions in race at 2nd Quarter



4
0
0

Visual positions in race at 3rd Quarter



Gloucester Park Race 7 Distance 2130m

Friday, 6 December 2024

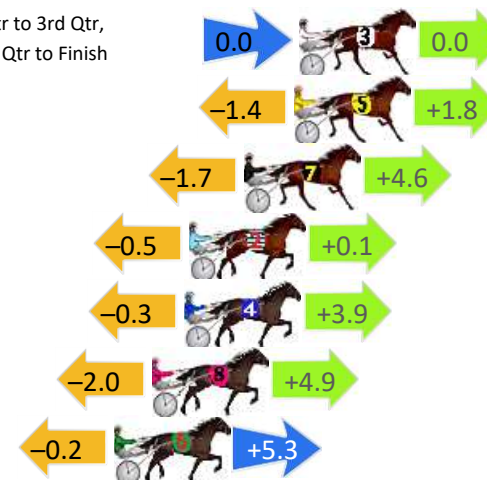
Gross Time: 2:33.30 MileRate: 1:55.80 LeadTime: 37.80s First Qtr: 30.10s Second Qtr: 28.40s Third Qtr: 28.40s Fourth Qtr: 28.60s

DATA TABLE: 800 / 400 Posi's are position from leader and (how wide the horse was at that position)

NoHorse	Plc	Mar	800 Posi	400 Posi	Time	3rd Qtr	4th Qt
3 LITTLE DARLING	1	0.0m	0.0m (0)	0.0m (0)	2:33.30	28.40s	28.60s
5 PENNY BLACK	2	0.2m	0.6m (1)	2.0m (1)	2:33.32	28.50s	28.47s
7 ACHARNE GIRL	3	2.2m	5.1m (1)	6.8m (1)	2:33.47	28.52s	28.28s
2 POCKET THE CHANGE	4	4.4m	4.0m (0)	4.5m (0)	2:33.63	28.44s	28.61s
4 SOHO SERAPHINE	5	4.6m	8.2m (0)	8.5m (0)	2:33.65	28.42s	28.35s
8 WONDERFUL TO FLY	6	5.9m	8.8m (1)	10.8m (1)	2:33.74	28.54s	28.28s
6 STORMYSKYES	7	7.4m	12.5m (0)	12.7m (0)	2:33.86	28.42s	28.26s

Finish Position and metres gained

First Arrow shows distance gain/loss from 2nd Qtr to 3rd Qtr,
Second Arrow shows distance gain/loss from 3rd Qtr to Finish
Blue arrow indicates best gain in these quarters.



8
0
0

Visual positions in race at 2nd Quarter



4
0
0

Visual positions in race at 3rd Quarter



Gloucester Park Race 8 Distance 2503m

Friday, 6 December 2024

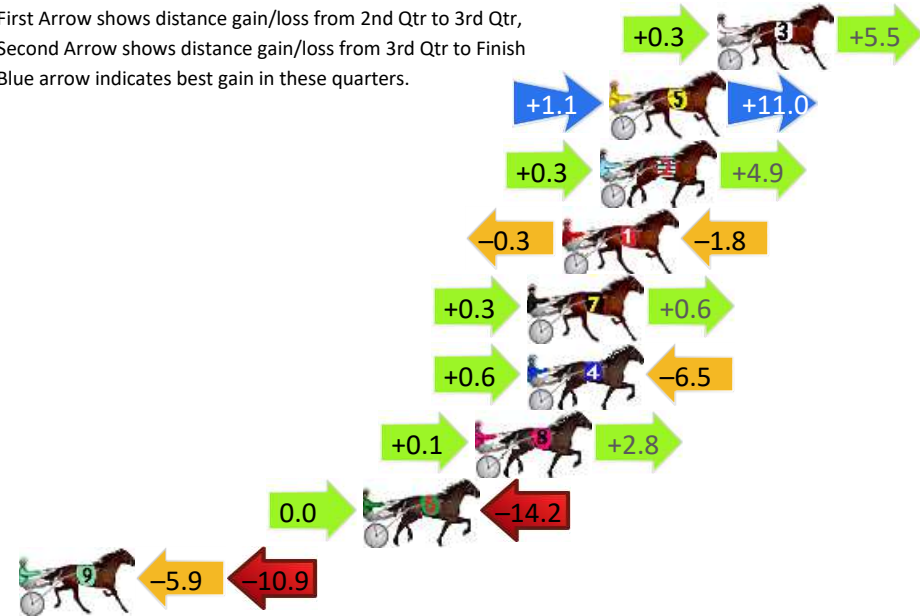
Gross Time: 3:07.80 MileRate: 2:00.70 LeadTime: 67.50s First Qtr: 31.10s Second Qtr: 30.10s Third Qtr: 29.40s Fourth Qtr: 29.70s

DATA TABLE: 800 / 400 Posi's are position from leader and (how wide the horse was at that position)

No	Horse	Plc	Mar	800 Posi	400 Posi	Time	3rd Qtr	4th Qt
3	OK BOOMER	1	0.0m	5.8m (1)	5.5m (1)	3:07.80	29.38s	29.30s
5	MY ULTIMATE CHEVRON	2	4.3m	16.4m (0)	15.3m (1)	3:08.13	29.32s	28.91s
2	SOHO SANTORINI	3	4.7m	9.9m (1)	9.6m (1)	3:08.17	29.38s	29.36s
1	STRAUNY	4	6.2m	4.1m (0)	4.4m (0)	3:08.28	29.42s	29.86s
7	ACUTO	5	7.6m	8.5m (0)	8.2m (0)	3:08.39	29.38s	29.69s
4	ROCK ARTIST	6	7.6m	1.7m (1)	1.1m (1)	3:08.39	29.36s	30.21s
8	ALTA RHETT	7	9.7m	12.6m (0)	12.5m (0)	3:08.55	29.40s	29.53s
6	LAMANDIER	8	14.2m	0.0m (0)	0.0m (0)	3:08.91	29.40s	30.81s
9	BLITZEMBYE	9	36.0m	19.2m (1)	25.1m (0)	3:10.60	29.84s	30.66s

Finish Position and metres gained

First Arrow shows distance gain/loss from 2nd Qtr to 3rd Qtr, Second Arrow shows distance gain/loss from 3rd Qtr to Finish
Blue arrow indicates best gain in these quarters.



800

Visual positions in race at 2nd Quarter



400

Visual positions in race at 3rd Quarter



Gloucester Park Race 9 Distance 2130m

Friday, 6 December 2024

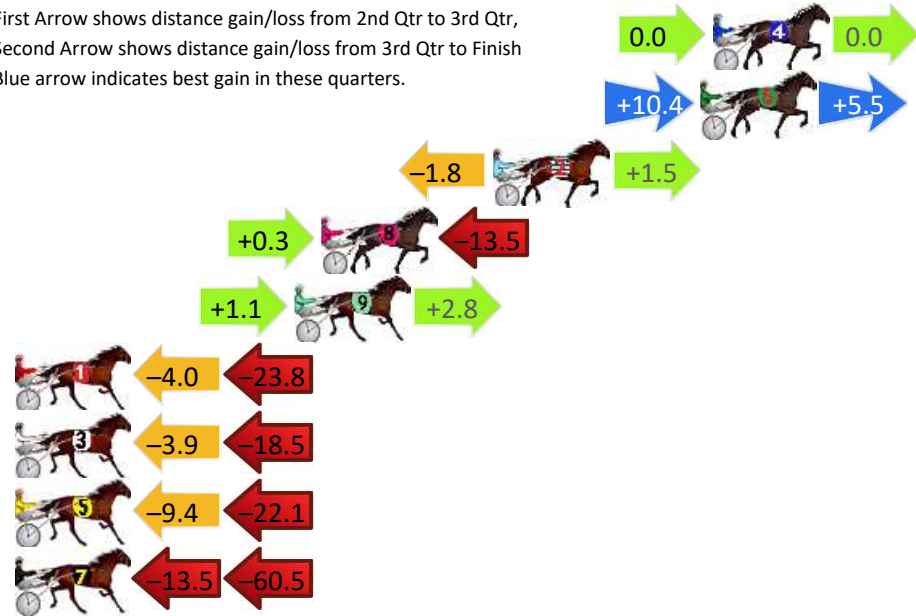
Gross Time: 2:37.30 MileRate: 1:58.80 LeadTime: 37.60s First Qtr: 30.80s Second Qtr: 29.50s Third Qtr: 29.70s Fourth Qtr: 29.70s

DATA TABLE: 800 / 400 Posi's are position from leader and (how wide the horse was at that position)

NoHorse	Plc	Mar	800 Posi	400 Posi	Time	3rd Qtr	4th Qt
4 WICKED LOVER	1	0.0m	0.0m (0)	0.0m (0)	2:37.30	29.70s	29.70s
6 FLY SHE CAN	2	0.5m	16.4m (2)	6.0m (1)	2:37.34	28.94s	29.29s
2 CIGANDA	3	8.8m	8.5m (0)	10.3m (1)	2:37.98	29.84s	29.62s
8 RUIA	4	15.7m	2.5m (1)	2.2m (1)	2:38.52	29.68s	30.76s
9 LADIESHAVTIME	5	16.8m	20.7m (0)	19.6m (2)	2:38.61	29.63s	29.56s
1 LUCKY COPY	6	32.2m	4.4m (0)	8.4m (0)	2:39.81	30.00s	31.59s
3 GIRL OF BRIGHTNESS	7	35.0m	12.6m (0)	16.5m (0)	2:40.02	30.00s	31.20s
5 THE FIRST CUT	8	44.3m	12.8m (1)	22.2m (0)	2:40.75	30.40s	31.51s
7 SHOOBEE'S DOUBLE	9	82.5m	8.5m (1)	22.0m (1)	2:43.72	30.70s	34.50s

Finish Position and metres gained

First Arrow shows distance gain/loss from 2nd Qtr to 3rd Qtr, Second Arrow shows distance gain/loss from 3rd Qtr to Finish
Blue arrow indicates best gain in these quarters.



800

Visual positions in race at 2nd Quarter



400

Visual positions in race at 3rd Quarter



Gloucester Park Race 10 Distance 2130m

Friday, 6 December 2024


Gross Time: 2:37.10 MileRate: 1:58.70 LeadTime: 37.60s First Qtr: 31.60s Second Qtr: 30.10s Third Qtr: 28.70s Fourth Qtr: 29.10s

DATA TABLE: 800 / 400 Posi's are position from leader and (how wide the horse was at that position)

No	Horse	Plc	Mar	800 Posi	400 Posi	Time	3rd Qtr	4th Qt
2	MISTER MACEDON	1	0.0m	0.0m (0)	0.0m (0)	2:37.10	28.70s	29.10s
4	SPOIL THE PARTY	2	0.8m	5.9m (1)	1.5m (2)	2:37.16	28.38s	29.06s
5	MAJOR FREEWAY	3	2.6m	9.8m (1)	5.4m (2)	2:37.30	28.38s	28.91s
10	MEGA MACH	4	12.7m	8.4m (0)	7.3m (1)	2:38.07	28.62s	29.55s
8	IM SPIDERMAN	5	12.9m	19.1m (1)	11.8m (2)	2:38.08	28.18s	29.24s
1	JILLIBY JAKE	6	15.0m	4.2m (0)	4.5m (0)	2:38.25	28.72s	29.93s
7	TUX AND TAILS	7	16.5m	14.9m (1)	11.7m (1)	2:38.36	28.48s	29.52s
6	VINTAGE BLU	8	17.2m	12.6m (0)	10.0m (0)	2:38.41	28.52s	29.69s
3	CHAMBRAY	9	17.7m	1.7m (1)	3.4m (1)	2:38.45	28.82s	30.21s
9	ALFREDI	10	17.9m	17.4m (0)	14.5m (0)	2:38.47	28.50s	29.43s

Finish Position and metres gained

First Arrow shows distance gain/loss from 2nd Qtr to 3rd Qtr, Second Arrow shows distance gain/loss from 3rd Qtr to Finish
Blue arrow indicates best gain in these quarters.



800

Visual positions in race at 2nd Quarter



400

Visual positions in race at 3rd Quarter

