

# Gloucester Park Race 1 Distance 2130m

Tuesday, 3 December 2024


Gross Time: 2:37.50 MileRate: 1:59.00 LeadTime: 37.20s First Qtr: 31.60s Second Qtr: 30.80s Third Qtr: 28.60s Fourth Qtr: 29.30s

DATA TABLE: 800 / 400 Posi's are position from leader and (how wide the horse was at that position)

NoHorse	Plc	Mar	800 Posi	400 Posi	Time	3rd Qtr	4th Qt
4 KURIOUS BOY	1	0.0m	0.0m (1)	2.0m (1)	2:37.50	28.74s	29.16s
9 FREYJA	2	0.4m	3.4m (2)	4.2m (2)	2:37.53	28.66s	29.03s
3 WELEASE WODDEWICK	3	4.5m	8.4m (1)	14.0m (2)	2:37.85	29.00s	28.64s
1 CHIEF COPY	4	4.9m	0.3m (0)	0.0m (0)	2:37.88	28.58s	29.68s
2 PRIME MOVER	5	7.8m	4.2m (1)	8.1m (1)	2:38.10	28.88s	29.32s
8 COPY OF PARIS	6	18.1m	8.7m (2)	9.5m (2)	2:38.89	28.66s	30.01s
6 CARMELA DOMENICA	7	19.3m	9.3m (0)	15.0m (0)	2:38.98	29.02s	29.70s
7 DUNAMIS	8	25.7m	12.7m (1)	17.8m (1)	2:39.47	28.98s	29.99s
10 THIS TIME JACKO	9	30.3m	4.8m (0)	10.6m (0)	2:39.83	29.02s	30.87s

## Finish Position and metres gained

First Arrow shows distance gain/loss from 2nd Qtr to 3rd Qtr, Second Arrow shows distance gain/loss from 3rd Qtr to Finish  
Blue arrow indicates best gain in these quarters.



800

Visual positions in race at 2nd Quarter



400

Visual positions in race at 3rd Quarter



# Gloucester Park Race 2 Distance 2130m

Tuesday, 3 December 2024


Gross Time: 2:37.40 MileRate: 1:58.90 LeadTime: 36.00s First Qtr: 30.30s Second Qtr: 30.40s Third Qtr: 30.20s Fourth Qtr: 30.50s

DATA TABLE: 800 / 400 Posi's are position from leader and (how wide the horse was at that position)

No	Horse	Plc	Mar	800 Posi	400 Posi	Time	3rd Qtr	4th Qt
10	CRY HAVOC	1	0.0m	6.4m (1)	7.5m (1)	2:37.40	30.28s	29.94s
6	FRANCO WESTERN	2	3.3m	0.0m (0)	0.0m (0)	2:37.66	30.20s	30.76s
3	JAMIE KIM	3	6.9m	8.5m (0)	8.8m (0)	2:37.95	30.22s	30.39s
4	TRITTRITTBANGBAN G	4	8.3m	4.3m (0)	4.8m (0)	2:38.06	30.24s	30.80s
9	ZUEDE	5	10.1m	25.6m (0)	16.2m (1)	2:38.21	29.50s	30.08s
2	COURAGE OF LOMBO	6	10.1m	13.1m (0)	13.0m (0)	2:38.21	30.20s	30.33s
1	HAVE AGO JOE	7	11.6m	10.7m (1)	11.7m (1)	2:38.33	30.28s	30.54s
7	BARBADOS	8	13.3m	2.4m (1)	3.2m (1)	2:38.46	30.26s	31.32s
5	BEALAWYER	9	17.0m	19.7m (0)	17.2m (0)	2:38.76	30.02s	30.56s


## Finish Position and metres gained

First Arrow shows distance gain/loss from 2nd Qtr to 3rd Qtr, Second Arrow shows distance gain/loss from 3rd Qtr to Finish Blue arrow indicates best gain in these quarters.



800

Visual positions in race at 2nd Quarter



400

Visual positions in race at 3rd Quarter



# Gloucester Park Race 3 Distance 2130m

Tuesday, 3 December 2024


Gross Time: 2:38.50 MileRate: 1:59.70 LeadTime: 38.30s First Qtr: 31.30s Second Qtr: 30.00s Third Qtr: 29.70s Fourth Qtr: 29.20s

DATA TABLE: 800 / 400 Posi's are position from leader and (how wide the horse was at that position)

No	Horse	Plc	Mar	800 Posi	400 Posi	Time	3rd Qtr	4th Qt
1	MISTER MACEDON	1	0.0m	0.0m (0)	0.0m (0)	2:38.50	29.70s	29.20s
4	UNDER THE ALTA	2	0.4m	5.4m (1)	6.6m (1)	2:38.53	29.78s	28.75s
6	TUMBLIN DICE	3	1.1m	9.2m (1)	11.0m (1)	2:38.58	29.82s	28.48s
10	PRIDDAH	4	4.3m	3.5m (0)	4.1m (0)	2:38.83	29.74s	29.23s
3	AWAITINGINSTRUCTI ONS	5	5.6m	7.6m (0)	7.9m (0)	2:38.93	29.72s	29.05s
8	TUX AND TAILS	6	10.7m	13.3m (1)	14.8m (1)	2:39.32	29.80s	28.94s
9	SOHO CONFIDENTIAL	7	13.0m	16.3m (0)	16.7m (0)	2:39.50	29.72s	28.98s
7	YOU FLY WITH ME	8	14.4m	11.4m (0)	12.0m (0)	2:39.60	29.74s	29.42s
2	VINTAGE BLU	9	15.3m	1.4m (1)	2.2m (1)	2:39.67	29.76s	30.21s

## Finish Position and metres gained

First Arrow shows distance gain/loss from 2nd Qtr to 3rd Qtr,  
Second Arrow shows distance gain/loss from 3rd Qtr to Finish  
Blue arrow indicates best gain in these quarters.



8  
0  
0

Visual positions in race at 2nd Quarter



4  
0  
0

Visual positions in race at 3rd Quarter



# Gloucester Park Race 4 Distance 2536m

Tuesday, 3 December 2024

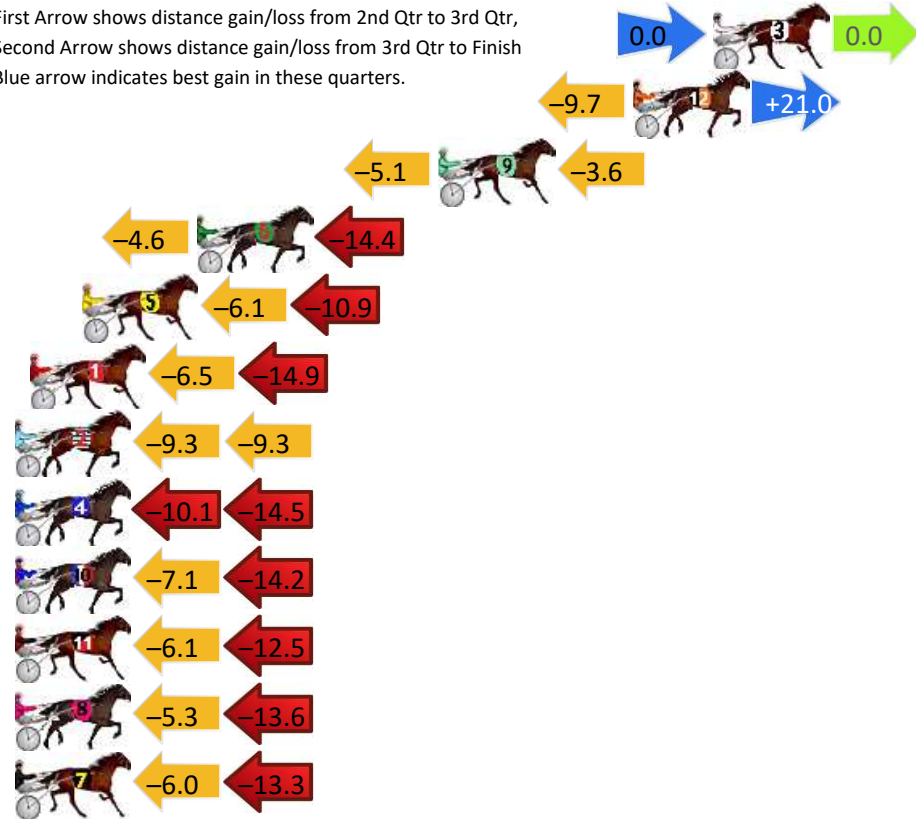
Gross Time: 3:06.70 MileRate: 1:58.50 LeadTime: 68.30s First Qtr: 30.70s Second Qtr: 28.30s Third Qtr: 28.70s Fourth Qtr: 30.70s

DATA TABLE: 800 / 400 Posi's are position from leader and (how wide the horse was at that position)

No	Horse	Plc	Mar	800 Posi	400 Posi	Time	3rd Qtr	4th Qt
3	CARRERA MACH	1	0.0m	0.0m (0)	0.0m (0)	3:06.70	28.70s	30.70s
12	SOHO GIGOLO	2	3.2m	14.5m (1)	24.2m (4)	3:06.96	29.46s	29.17s
9	BLAZE ON	3	11.0m	2.3m (2)	7.4m (2)	3:07.58	29.08s	31.04s
6	MISTER MONTBLANC	4	20.7m	1.7m (1)	6.3m (1)	3:08.36	29.04s	31.90s
5	JOHNNY LOMBO	5	25.3m	8.3m (2)	14.4m (2)	3:08.73	29.18s	31.67s
1	FIREROCKFIREROLL	6	27.4m	6.0m (0)	12.5m (0)	3:08.90	29.20s	31.98s
2	TORREVEAN AMY	7	29.4m	10.8m (1)	20.1m (2)	3:09.06	29.42s	31.58s
4	AMAZING AMERICAN	8	31.1m	6.5m (1)	16.6m (1)	3:09.20	29.46s	31.98s
10	AMERICAN BULLITT	9	32.1m	10.8m (0)	17.9m (0)	3:09.28	29.26s	31.96s
11	BEYOND BLING	10	33.7m	15.1m (0)	21.2m (1)	3:09.41	29.20s	31.84s
8	ADMIRAL DARCY	11	34.3m	15.4m (2)	20.7m (3)	3:09.46	29.15s	31.93s
7	APOLOGIZE	12	38.4m	19.1m (1)	25.1m (0)	3:09.78	29.21s	31.93s

## Finish Position and metres gained

First Arrow shows distance gain/loss from 2nd Qtr to 3rd Qtr, Second Arrow shows distance gain/loss from 3rd Qtr to Finish. Blue arrow indicates best gain in these quarters.



800

Visual positions in race at 2nd Quarter



400

Visual positions in race at 3rd Quarter



Sectional Analysis Software

Not just form | Free Trial

www.facebook.com/PJHarnessRacing



RISE Digital, Harness Racing Australia nor the provider accepts any responsibility for the completeness or accuracy of any of the information contained herein, and makes no representations about its suitability for any particular purpose. Users should make their own judgements about those matters and/or seek independent advice. You assume all risks associated with use of data provided on this page

# Gloucester Park Race 5 Distance 2130m

Tuesday, 3 December 2024


Gross Time: 2:35.50 MileRate: 1:57.50 LeadTime: 38.20s First Qtr: 31.20s Second Qtr: 29.70s Third Qtr: 28.60s Fourth Qtr: 27.80s

DATA TABLE: 800 / 400 Posi's are position from leader and (how wide the horse was at that position)

No	Horse	Plc	Mar	800 Posi	400 Posi	Time	3rd Qtr	4th Qt
1	KABOCHON	1	0.0m	0.0m (0)	0.0m (0)	2:35.50	28.60s	27.80s
10	CHILLI PUNTER	2	4.0m	4.2m (0)	4.3m (0)	2:35.79	28.60s	27.79s
3	TORREVEAN PINKY	3	15.6m	8.2m (0)	8.6m (0)	2:36.64	28.62s	28.34s
2	MAJOR OVERS	4	16.8m	2.5m (1)	4.0m (1)	2:36.73	28.70s	28.75s
4	YOUR GRACE	5	20.9m	12.1m (0)	12.3m (0)	2:37.03	28.60s	28.47s
5	BALINGUP BOY	6	22.1m	15.8m (0)	17.1m (0)	2:37.12	28.68s	28.22s
7	ON THE BACK FOOT	7	24.3m	7.6m (1)	10.6m (1)	2:37.28	28.80s	28.83s
6	BIG BOZZ	8	25.2m	11.8m (1)	14.6m (1)	2:37.34	28.78s	28.62s
9	HAVEYOU METTED	9	25.7m	19.7m (0)	19.2m (1)	2:37.38	28.54s	28.34s
8	STRIKE MASTER	10	25.8m	15.8m (1)	17.5m (2)	2:37.39	28.70s	28.46s

## Finish Position and metres gained

First Arrow shows distance gain/loss from 2nd Qtr to 3rd Qtr, Second Arrow shows distance gain/loss from 3rd Qtr to Finish  
Blue arrow indicates best gain in these quarters.



800

Visual positions in race at 2nd Quarter



400

Visual positions in race at 3rd Quarter



# Gloucester Park Race 6 Distance 2130m

Tuesday, 3 December 2024


Gross Time: 2:37.50 MileRate: 1:59.00 LeadTime: 38.40s First Qtr: 31.20s Second Qtr: 29.90s Third Qtr: 28.80s Fourth Qtr: 29.20s

DATA TABLE: 800 / 400 Posi's are position from leader and (how wide the horse was at that position)

No	Horse	Plc	Mar	800 Posi	400 Posi	Time	3rd Qtr	4th Qt
1	ACUSHLA MACHREE	1	0.0m	0.0m (0)	0.0m (0)	2:37.50	28.80s	29.20s
5	CHAMBRAY	2	9.3m	2.5m (1)	3.9m (1)	2:38.21	28.90s	29.63s
9	BELLA RAGAZZA	3	9.9m	6.4m (1)	5.9m (2)	2:38.26	28.76s	29.53s
6	SUNDANCER RAINBOW	4	9.9m	10.6m (1)	9.8m (1)	2:38.26	28.74s	29.25s
2	MINOR CATASTROPHE	5	10.0m	4.5m (0)	4.2m (0)	2:38.27	28.78s	29.67s
7	ROCK ROSIE ROCK	6	11.6m	14.8m (1)	10.1m (2)	2:38.39	28.47s	29.36s
3	AMERICAN MONARCH	7	13.6m	8.4m (0)	8.1m (0)	2:38.54	28.78s	29.66s
4	FOLLOW MY STRIDE	8	14.2m	12.9m (0)	11.7m (0)	2:38.59	28.72s	29.45s
8	FIREBALL FRIDAY	9	16.4m	16.8m (0)	15.5m (1)	2:38.76	28.72s	29.34s

## Finish Position and metres gained

First Arrow shows distance gain/loss from 2nd Qtr to 3rd Qtr,  
Second Arrow shows distance gain/loss from 3rd Qtr to Finish  
Blue arrow indicates best gain in these quarters.



800

Visual positions in race at 2nd Quarter



400

Visual positions in race at 3rd Quarter



# Gloucester Park Race 7 Distance 2130m

Tuesday, 3 December 2024


Gross Time: 2:38.70 MileRate: 1:59.90 LeadTime: 38.90s First Qtr: 31.40s Second Qtr: 29.80s Third Qtr: 29.30s Fourth Qtr: 29.30s

DATA TABLE: 800 / 400 Posi's are position from leader and (how wide the horse was at that position)

No	Horse	Plc	Mar	800 Posi	400 Posi	Time	3rd Qtr	4th Qt
3	ACOLTNAME DSU	1	0.0m	0.0m (0)	0.0m (0)	2:38.70	29.30s	29.30s
6	SHEHADI	2	10.9m	12.9m (0)	13.2m (0)	2:39.54	29.32s	29.18s
9	MAKE IT QUICK	3	10.9m	6.9m (1)	7.5m (1)	2:39.54	29.34s	29.60s
10	CORK CAN RUN	4	13.4m	8.8m (0)	9.1m (0)	2:39.73	29.32s	29.67s
2	THE LIGHTNING STRIKE	5	14.8m	3.0m (1)	3.3m (1)	2:39.84	29.32s	30.20s
8	CRACKA TINNY	6	17.9m	17.0m (0)	17.0m (0)	2:40.08	29.30s	29.44s
5	PACIFIC EAGLE	7	19.6m	19.2m (1)	14.6m (2)	2:40.21	28.96s	29.74s
1	VISITING HOURS	8	19.9m	4.1m (0)	4.7m (0)	2:40.23	29.34s	30.49s
11	FOLLOW THE MUSIC	9	20.0m	11.0m (1)	11.8m (1)	2:40.24	29.36s	29.97s
4	CHAMPAGNE STYLE	10	23.3m	14.8m (1)	15.7m (1)	2:40.49	29.36s	29.95s

## Finish Position and metres gained

First Arrow shows distance gain/loss from 2nd Qtr to 3rd Qtr, Second Arrow shows distance gain/loss from 3rd Qtr to Finish  
Blue arrow indicates best gain in these quarters.



800

Visual positions in race at 2nd Quarter



400

Visual positions in race at 3rd Quarter



# Gloucester Park Race 8 Distance 2130m

Tuesday, 3 December 2024


Gross Time: 2:37.30 MileRate: 1:58.80 LeadTime: 35.70s First Qtr: 29.20s Second Qtr: 30.40s Third Qtr: 30.70s Fourth Qtr: 31.30s

DATA TABLE: 800 / 400 Posi's are position from leader and (how wide the horse was at that position)

No	Horse	Plc	Mar	800 Posi	400 Posi	Time	3rd Qtr	4th Qt
5	SONIC CHIP	1	0.0m	4.0m (1)	6.0m (1)	2:37.30	30.86s	30.84s
2	YANKIE KEV	2	16.3m	12.4m (0)	10.2m (1)	2:38.63	30.54s	31.85s
6	JAXON MORGAN	3	16.6m	0.5m (0)	0.0m (0)	2:38.66	30.66s	32.66s
7	YOURDOINAMAZINS WEETY	4	22.0m	0.0m (1)	1.6m (1)	2:39.10	30.82s	32.98s
1	LENI ROSE	5	27.2m	17.5m (0)	18.2m (0)	2:39.53	30.78s	32.13s
3	STRAYLYA	6	33.9m	7.7m (1)	14.8m (1)	2:40.07	31.26s	32.93s
4	GALVINSTON JOHN	7	35.0m	7.9m (0)	9.1m (0)	2:40.16	30.80s	33.46s

## Finish Position and metres gained

First Arrow shows distance gain/loss from 2nd Qtr to 3rd Qtr, Second Arrow shows distance gain/loss from 3rd Qtr to Finish  
Blue arrow indicates best gain in these quarters



8  
0  
0

Visual positions in race at 2nd Quarter



4  
0  
0

Visual positions in race at 3rd Quarter





# Gloucester Park Race 9 Distance 2536m

Tuesday, 3 December 2024

Gross Time: 3:12.90 MileRate: 2:02.40 LeadTime: 69.60s First Qtr: 32.00s Second Qtr: 30.70s Third Qtr: 30.50s Fourth Qtr: 30.10s

DATA TABLE: 800 / 400 Posi's are position from leader and (how wide the horse was at that position)

NoHorse	Plc	Mar	800 Posi	400 Posi	Time	3rd Qtr	4th Qt
4 SELLUNE	1	0.0m	4.8m (1)	1.1m (2)	3:12.90	30.22s	30.02s
6 THATS NOT MY GAIT	2	5.8m	0.5m (1)	0.0m (1)	3:13.36	30.46s	30.56s
7 MRIYA DREAM	3	16.4m	9.2m (1)	7.5m (2)	3:14.19	30.36s	30.83s
2 MAJESTIC MARION	4	24.1m	4.2m (0)	5.9m (1)	3:14.80	30.62s	31.56s
5 ELISH STAR	5	57.7m	8.2m (0)	10.3m (0)	3:17.45	30.66s	33.87s
3 CYCLONE KADABRAMELIA	6	67.1m	0.0m (0)	4.0m (0)	3:18.19	30.80s	35.09s
1 THE BEAT	7	86.7m	14.0m (0)	25.7m (0)	3:19.73	31.38s	35.00s

## Finish Position and metres gained

First Arrow shows distance gain/loss from 2nd Qtr to 3rd Qtr, Second Arrow shows distance gain/loss from 3rd Qtr to Finish Blue arrow indicates best gain in these quarters.

