

# Pinjarra Race 1 Distance 2116m

Monday, 25 November 2024




Gross Time: 2:45.20 MileRate: 2:04.50 LeadTime: 43.40s First Qtr: 33.00s Second Qtr: 29.20s Third Qtr: 29.80s Fourth Qtr: 29.80s

DATA TABLE: 800 / 400 Posi's are position from leader and (how wide the horse was at that position)

No	Horse	Plc	Mar	800 Posi	400 Posi	Time	3rd Qtr	4th Qt
7	CYCLONE KADABRAMELIA	1	0.0m	0.0m (0)	0.0m (0)	2:45.20	29.80s	29.80s
6	SUNNYS LITTLE ROSE	2	0.4m	3.0m (1)	0.4m (1)	2:45.23	29.61s	29.80s
9	BEE BEE BEROCC	3	9.4m	7.4m (1)	6.4m (1)	2:45.93	29.73s	30.02s
4	THE HONOURS	4	22.5m	13.2m (0)	13.8m (0)	2:46.96	29.84s	30.44s
3	IM GAVOCHE	5	37.9m	5.2m (0)	8.2m (0)	2:48.16	30.02s	32.00s
10	UPTOWN LAD	6	74.6m	45.0m (0)	33.0m (1)	2:51.03	28.91s	32.88s
8	SELLUNE	7	76.4m	50.0m (0)	38.0m (1)	2:51.17	28.91s	32.64s
5	CLAUDYS SECRET	8	89.6m	30.0m (0)	35.0m (0)	2:52.20	30.17s	33.84s
1	MAXWILL SMART	9	201.9m	35.0m (0)	150.0m (0)	3:00.97	38.32s	33.64s

## Finish Position and metres gained

First Arrow shows distance gain/loss from 2nd Qtr to 3rd Qtr, Second Arrow shows distance gain/loss from 3rd Qtr to Finish. Blue arrow indicates best gain in these quarters.



# Pinjarra Race 2 Distance 2185m

Monday, 25 November 2024


Gross Time: 2:42.70 MileRate: 1:59.80 LeadTime: 42.50s First Qtr: 32.00s Second Qtr: 29.00s Third Qtr: 29.60s Fourth Qtr: 29.60s

DATA TABLE: 800 / 400 Posi's are position from leader and (how wide the horse was at that position)

No	Horse	Plc	Mar	800 Posi	400 Posi	Time	3rd Qtr	4th Qt
4	PRINCE OF TRIBECA	1	0.0m	0.0m (0)	0.0m (0)	2:42.70	29.60s	29.60s
8	CHARLI BROWN	2	3.6m	10.2m (1)	9.6m (2)	2:42.98	29.56s	29.16s
7	BASINGHALL	3	6.9m	1.8m (1)	1.6m (1)	2:43.24	29.59s	29.99s
2	DOUGS LEGACY	4	9.1m	11.8m (0)	10.8m (0)	2:43.41	29.53s	29.47s
5	MICKEY BE SWIFT	5	12.7m	19.2m (0)	15.8m (0)	2:43.69	29.35s	29.37s
3	EVERYWHERE MAN	6	13.7m	5.4m (0)	4.8m (0)	2:43.76	29.56s	30.25s
1	SEMINOLE JUNIOR	7	14.9m	16.8m (1)	13.6m (1)	2:43.86	29.36s	29.70s
6	CHEKKER	8	26.1m	5.8m (1)	5.4m (2)	2:44.72	29.57s	31.12s


## Finish Position and metres gained

First Arrow shows distance gain/loss from 2nd Qtr to 3rd Qtr, Second Arrow shows distance gain/loss from 3rd Qtr to Finish Blue arrow indicates best gain in these quarters.



8  
0  
0

Visual positions in race at 2nd Quarter



4  
0  
0

Visual positions in race at 3rd Quarter



# Pinjarra Race 3 Distance 2185m

Monday, 25 November 2024

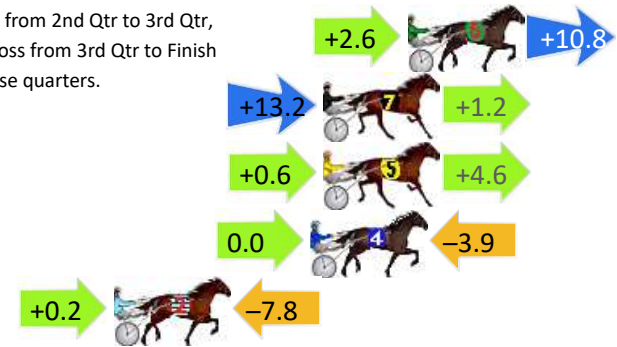
Gross Time: 2:46.70 MileRate: 2:02.80 LeadTime: 42.50s First Qtr: 32.40s Second Qtr: 31.60s Third Qtr: 30.70s Fourth Qtr: 29.50s

DATA TABLE: 800 / 400 Posi's are position from leader and (how wide the horse was at that position)

NoHorse	Plc	Mar	800 Posi	400 Posi	Time	3rd Qtr	4th Qt
6 COUNT BOSCAR	1	0.0m	13.4m (0)	10.8m (1)	2:46.70	30.49s	28.71s
7 WHOOPSADAISY	2	3.4m	17.8m (0)	4.6m (1)	2:46.96	29.71s	29.41s
5 ROCKNROLL JEWEL	3	3.4m	8.6m (0)	8.0m (0)	2:46.96	30.65s	29.16s
4 SONGSTER	4	3.9m	0.0m (0)	0.0m (0)	2:47.00	30.71s	29.79s
2 DELIGHTABLE	5	11.8m	4.2m (0)	4.0m (0)	2:47.61	30.70s	30.07s

### Finish Position and metres gained

First Arrow shows distance gain/loss from 2nd Qtr to 3rd Qtr,  
Second Arrow shows distance gain/loss from 3rd Qtr to Finish  
Blue arrow indicates best gain in these quarters.



8  
0  
0

Visual positions in race at 2nd Quarter



4  
0  
0

Visual positions in race at 3rd Quarter



# Pinjarra Race 4 Distance 2185m

Monday, 25 November 2024




Gross Time: 2:46.60 MileRate: 2:02.70 LeadTime: 45.00s First Qtr: 33.20s Second Qtr: 30.50s Third Qtr: 29.60s Fourth Qtr: 28.30s

DATA TABLE: 800 / 400 Posi's are position from leader and (how wide the horse was at that position)

No	Horse	Plc	Mar	800 Posi	400 Posi	Time	3rd Qtr	4th Qt
8	TORREVEAN PINKY	1	0.0m	4.0m (0)	4.2m (0)	2:46.60	29.61s	28.00s
1	SHES VICTORIOUS	2	0.1m	0.0m (0)	0.2m (0)	2:46.61	29.61s	28.29s
4	FLY EAGLE ROSE	3	9.1m	0.8m (1)	0.0m (1)	2:47.28	29.56s	28.94s
5	CARMELA DOMENICA	4	13.5m	17.2m (1)	3.0m (2)	2:47.60	28.59s	29.04s
9	EBEE AVIATOR	5	17.8m	8.2m (0)	9.2m (0)	2:47.92	29.69s	28.91s
7	ALTACHAERA	6	25.7m	20.2m (2)	4.8m (1)	2:48.51	28.53s	29.77s
6	DEBRENIKA	7	47.8m	12.8m (1)	14.0m (1)	2:50.15	29.74s	30.68s
10	CARIBBEAN TIMES	8	66.1m	12.4m (0)	18.8m (0)	2:51.51	30.14s	31.63s
3	LUCY HELEN	9	75.0m	20.6m (0)	29.0m (0)	2:52.18	30.28s	31.54s
2	IM TOILER	10	402.4m	8.0m (1)	33.0m (1)	3:16.52	32.00s	54.29s

## Finish Position and metres gained

First Arrow shows distance gain/loss from 2nd Qtr to 3rd Qtr, Second Arrow shows distance gain/loss from 3rd Qtr to Finish. Blue arrow indicates best gain in these quarters.



# Pinjarra Race 5 Distance 2185m

Monday, 25 November 2024

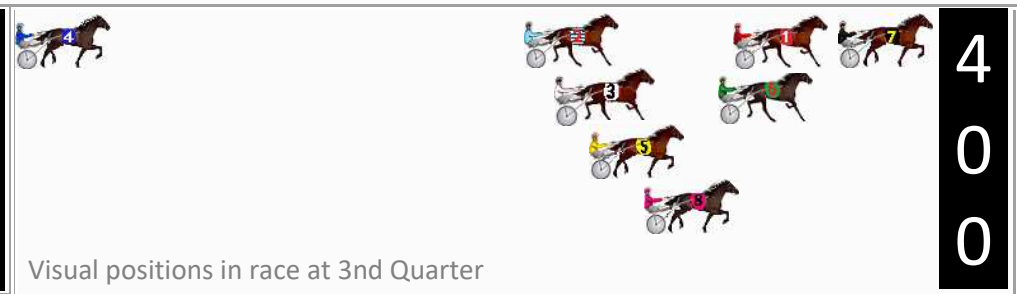
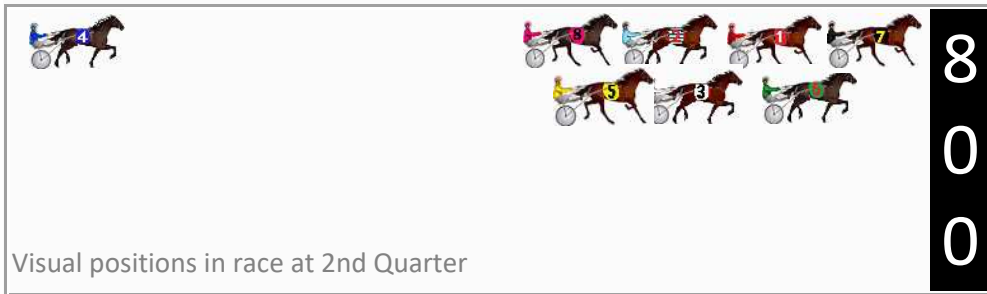
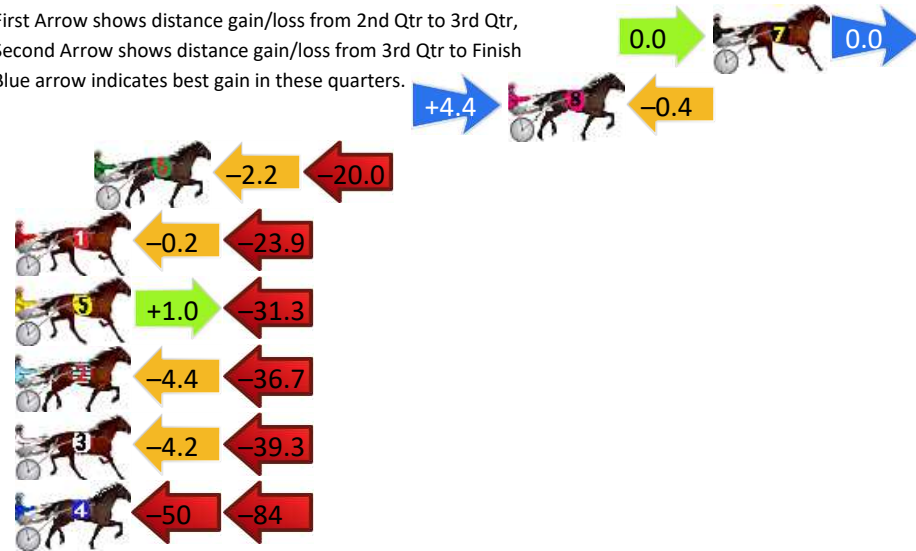
Gross Time: 2:42.50 MileRate: 1:59.70 LeadTime: 41.70s First Qtr: 32.70s Second Qtr: 29.90s Third Qtr: 29.70s Fourth Qtr: 28.50s

DATA TABLE: 800 / 400 Posi's are position from leader and (how wide the horse was at that position)

No	Horse	Plc	Mar	800 Posi	400 Posi	Time	3rd Qtr	4th Qt
7	RONALD SCOTT	1	0.0m	0.0m (0)	0.0m (0)	2:42.50	29.70s	28.50s
8	WELEASE WODDEWICK	2	8.2m	12.2m (0)	7.8m (3)	2:43.11	29.38s	28.53s
6	FIVE STAR KEVIN	3	24.8m	2.6m (1)	4.8m (1)	2:44.36	29.89s	29.92s
1	SUB MARINER	4	28.1m	4.0m (0)	4.2m (0)	2:44.60	29.75s	30.19s
5	DUNAMIS	5	41.3m	11.0m (1)	10.0m (2)	2:45.59	29.67s	30.72s
2	DEVILS COURAGE	6	49.3m	8.2m (0)	12.6m (0)	2:46.19	30.07s	31.10s
3	HOKULANI	7	50.7m	7.2m (1)	11.4m (1)	2:46.29	30.06s	31.28s
4	ALTA PRINCE	8	283.8m	150.0m (0)	200.0m (0)	3:03.74	33.44s	34.44s

## Finish Position and metres gained

First Arrow shows distance gain/loss from 2nd Qtr to 3rd Qtr, Second Arrow shows distance gain/loss from 3rd Qtr to Finish Blue arrow indicates best gain in these quarters.



# Pinjarra Race 6 Distance 2185m

Monday, 25 November 2024

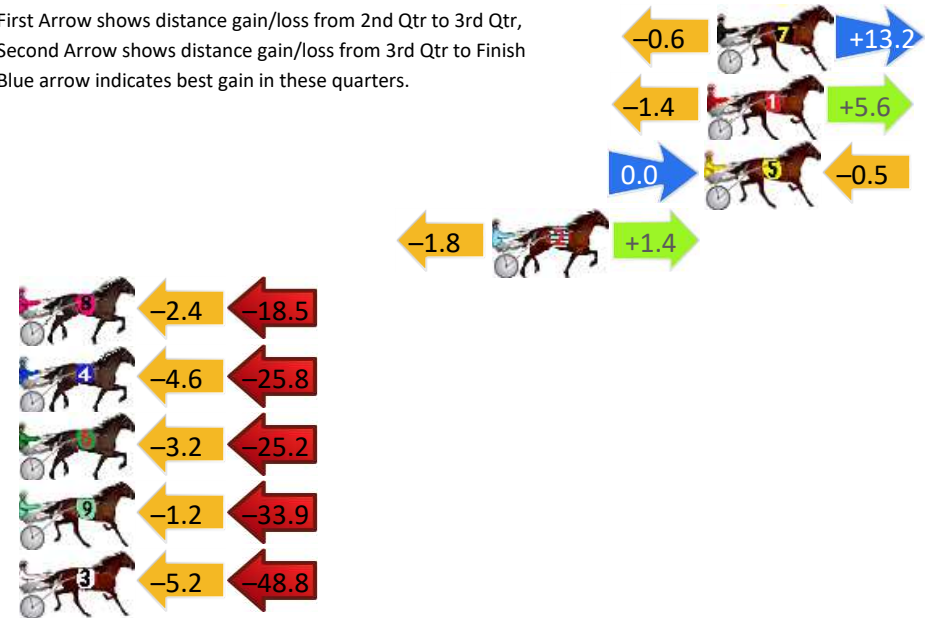
Gross Time: 2:39.10 MileRate: 1:57.20 LeadTime: 41.10s First Qtr: 32.40s Second Qtr: 28.60s Third Qtr: 28.90s Fourth Qtr: 28.10s

DATA TABLE: 800 / 400 Posi's are position from leader and (how wide the horse was at that position)

No	Horse	Plc	Mar	800 Posi	400 Posi	Time	3rd Qtr	4th Qt
7	MIKIS BEACH	1	0.0m	12.6m (1)	13.2m (3)	2:39.10	28.93s	27.18s
1	NO NONEY	2	0.4m	4.6m (0)	6.0m (0)	2:39.13	28.99s	27.71s
5	SEA FURY	3	0.5m	0.0m (0)	0.0m (0)	2:39.14	28.90s	28.13s
2	SPOIL THE PARTY	4	9.0m	8.6m (0)	10.4m (0)	2:39.76	29.03s	28.00s
8	HUGHEY	5	33.3m	12.4m (0)	14.8m (0)	2:41.56	29.09s	29.39s
4	STRAYLYA	6	38.4m	8.0m (1)	12.6m (2)	2:41.94	29.25s	29.90s
6	FLAMING CULLEN	7	50.2m	21.8m (0)	25.0m (0)	2:42.81	29.15s	29.86s
9	IM DRINKINDOUBLES	8	51.5m	16.4m (0)	17.6m (1)	2:42.90	29.02s	30.47s
3	ERA	9	57.6m	3.6m (1)	8.8m (1)	2:43.35	29.32s	31.51s

## Finish Position and metres gained

First Arrow shows distance gain/loss from 2nd Qtr to 3rd Qtr, Second Arrow shows distance gain/loss from 3rd Qtr to Finish. Blue arrow indicates best gain in these quarters.



800

Visual positions in race at 2nd Quarter



400

Visual positions in race at 3rd Quarter



# Pinjarra Race 7 Distance 2185m

Monday, 25 November 2024


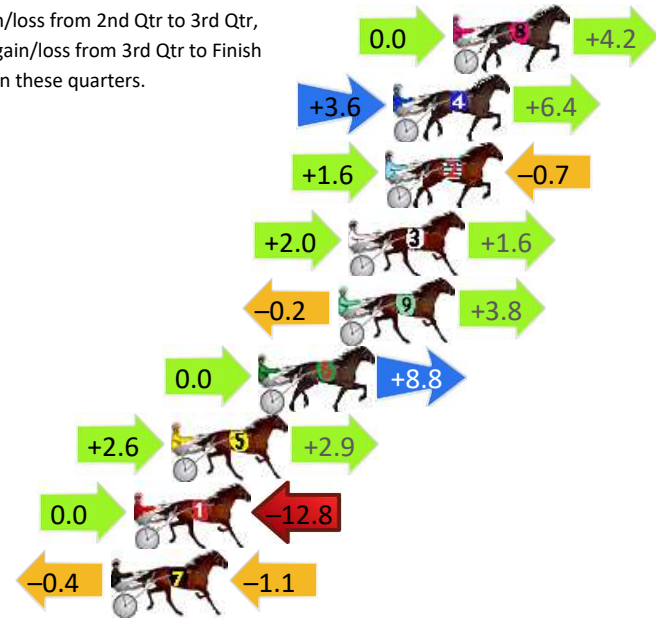
Gross Time: 2:41.60 MileRate: 1:59.00 LeadTime: 43.80s First Qtr: 32.20s Second Qtr: 28.80s Third Qtr: 28.80s Fourth Qtr: 28.00s

DATA TABLE: 800 / 400 Posi's are position from leader and (how wide the horse was at that position)


No	Horse	Plc	Mar	800 Posi	400 Posi	Time	3rd Qtr	4th Qt
8	HI SUGA RUSH	1	0.0m	4.2m (0)	4.2m (0)	2:41.60	28.80s	27.71s
4	TRAVELBAN	2	2.4m	12.4m (1)	8.8m (3)	2:41.78	28.54s	27.55s
2	BELLISSIMO ACQUISTO	3	2.7m	3.6m (1)	2.0m (1)	2:41.80	28.69s	28.05s
3	MAJOR FREEWAY	4	4.2m	7.8m (1)	5.8m (2)	2:41.91	28.66s	27.89s
9	AMERICAN MONARCH	5	4.6m	8.2m (0)	8.4m (0)	2:41.94	28.81s	27.74s
6	OUR VINNIE	6	7.8m	16.6m (0)	16.6m (0)	2:42.17	28.79s	27.39s
5	SPRING LINE	7	11.3m	16.8m (1)	14.2m (1)	2:42.43	28.61s	27.80s
1	VELOCIPEDE	8	12.8m	0.0m (0)	0.0m (0)	2:42.54	28.81s	28.89s
7	CALL TO ARMS	9	13.7m	12.2m (0)	12.6m (0)	2:42.61	28.83s	28.08s

## Finish Position and metres gained

First Arrow shows distance gain/loss from 2nd Qtr to 3rd Qtr, Second Arrow shows distance gain/loss from 3rd Qtr to Finish  
Blue arrow indicates best gain in these quarters.



Visual positions in race at 2nd Quarter



Visual positions in race at 3rd Quarter



# Pinjarra Race 8 Distance 2185m

Monday, 25 November 2024

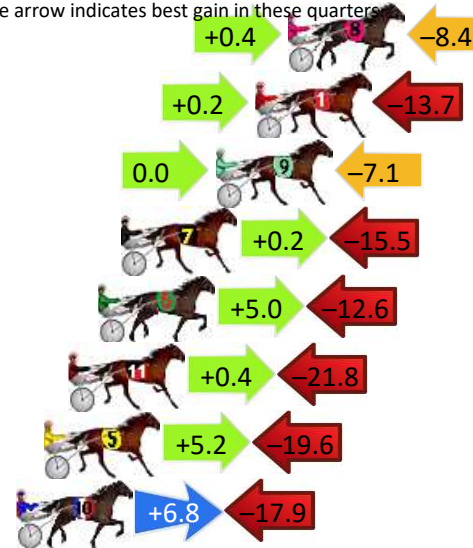
Gross Time: 2:40.30 MileRate: 1:58.10 LeadTime: 43.60s First Qtr: 31.40s Second Qtr: 29.40s Third Qtr: 28.90s Fourth Qtr: 27.00s

DATA TABLE: 800 / 400 Posi's are position from leader and (how wide the horse was at that position)

NoHorse	Plc	Mar	800 Posi	400 Posi	Time	3rd Qtr	4th Qt
3 SOHO HONEY RIDER	1	0.0m	0.0m (0)	0.0m (0)	2:40.30	28.90s	27.00s
8 BONNE AMOUR	2	16.2m	8.2m (0)	7.8m (0)	2:41.45	28.89s	27.56s
1 LENORA JANE	3	17.5m	4.0m (0)	3.8m (0)	2:41.54	28.92s	27.92s
9 SHES A MARE	4	19.1m	12.0m (0)	12.0m (0)	2:41.66	28.92s	27.48s
7 TORREVEAN AMY	5	22.9m	7.6m (1)	7.4m (1)	2:41.93	28.92s	28.04s
6 ZARA TINDALL	6	23.8m	16.2m (0)	11.2m (2)	2:41.99	28.58s	27.85s
11 GET THE BOOTH	7	25.0m	3.6m (1)	3.2m (1)	2:42.08	28.92s	28.46s
5 OUR LADY JEN	8	26.0m	11.6m (1)	6.4m (2)	2:42.15	28.58s	28.32s
10 ACUSHLA MACHREE	9	27.1m	16.0m (1)	9.2m (3)	2:42.23	28.47s	28.20s

## Finish Position and metres gained

First Arrow shows distance gain/loss from 2nd Qtr to 3rd Qtr, Second Arrow shows distance gain/loss from 3rd Qtr to Finish. Blue arrow indicates best gain in these quarters.



800

Visual positions in race at 2nd Quarter



400

Visual positions in race at 3rd Quarter





# Pinjarra Race 9 Distance 1684m

Monday, 25 November 2024

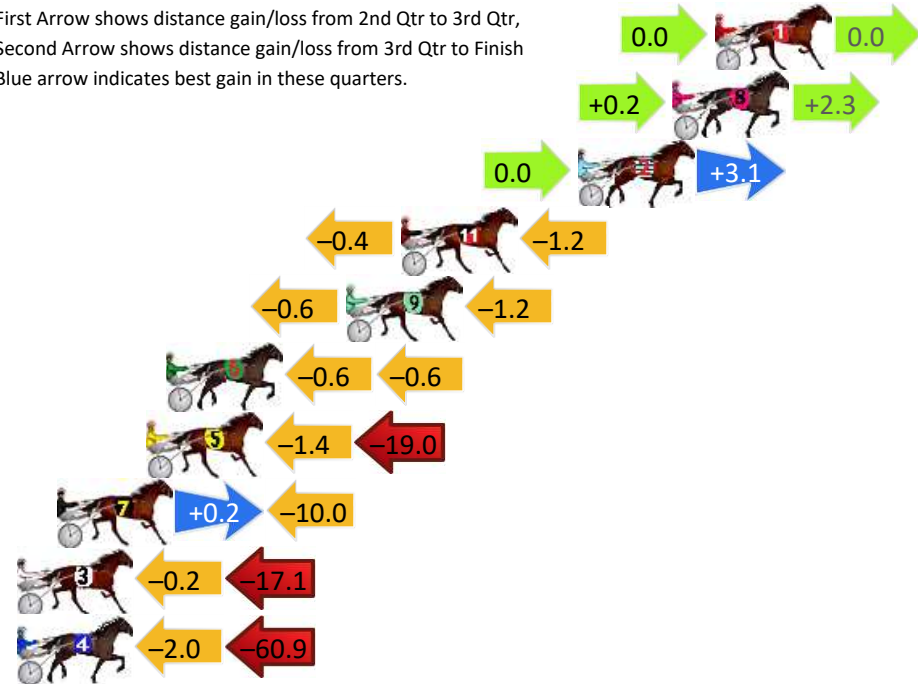
Gross Time: 2:06.20 MileRate: 2:00.60 LeadTime: 5.20s First Qtr: 31.00s Second Qtr: 31.90s Third Qtr: 29.40s Fourth Qtr: 28.70s

DATA TABLE: 800 / 400 Posi's are position from leader and (how wide the horse was at that position)

No	Horse	Plc	Mar	800 Posi	400 Posi	Time	3rd Qtr	4th Qt
1	DRIVE LINE	1	0.0m	0.0m (0)	0.0m (0)	2:06.20	29.40s	28.70s
8	CODENAME ELLIOT	2	1.7m	4.2m (0)	4.0m (0)	2:06.33	29.38s	28.54s
2	HOLD YOUR FIRE	3	5.5m	8.6m (0)	8.6m (0)	2:06.61	29.40s	28.48s
11	SWITCH BLADE	4	12.6m	11.0m (1)	11.4m (2)	2:07.15	29.43s	28.79s
9	IM GRAFTER	5	14.8m	13.0m (0)	13.6m (0)	2:07.32	29.44s	28.79s
6	WALLEN	6	22.0m	20.8m (1)	21.4m (1)	2:07.86	29.44s	28.74s
5	GRIN DESTINY	7	22.8m	2.4m (1)	3.8m (1)	2:07.92	29.52s	30.06s
7	BOUNCE BACK BUDDY	8	26.4m	16.6m (1)	16.4m (1)	2:08.19	29.39s	29.41s
3	STARANNA	9	35.5m	18.2m (0)	18.4m (0)	2:08.87	29.43s	29.92s
4	IDONTWANABEAPIR ATE	10	69.3m	6.4m (1)	8.4m (1)	2:11.42	29.60s	33.05s

## Finish Position and metres gained

First Arrow shows distance gain/loss from 2nd Qtr to 3rd Qtr, Second Arrow shows distance gain/loss from 3rd Qtr to Finish. Blue arrow indicates best gain in these quarters.



800

Visual positions in race at 2nd Quarter



400

Visual positions in race at 3rd Quarter

