

Gloucester Park Race 1 Distance 2130m

Tuesday, 19 November 2024


Gross Time: 2:36.80 MileRate: 1:58.50 LeadTime: 36.40s First Qtr: 30.40s Second Qtr: 29.80s Third Qtr: 29.90s Fourth Qtr: 30.30s

DATA TABLE: 800 / 400 Posi's are position from leader and (how wide the horse was at that position)

No	Horse	Plc	Mar	800 Posi	400 Posi	Time	3rd Qtr	4th Qt
4	COOPERS IDEAL	1	0.0m	3.2m (1)	0.0m (1)	2:36.80	29.66s	30.30s
5	AMARETTO ANGEL	2	10.6m	8.9m (1)	4.8m (1)	2:37.64	29.60s	30.78s
2	THE SWINDLER	3	10.9m	13.5m (1)	9.1m (1)	2:37.66	29.58s	30.48s
6	STELLAR EDITION	4	11.9m	17.6m (1)	13.4m (1)	2:37.74	29.60s	30.24s
9	HEARTOFAHLIA	5	13.7m	1.6m (2)	1.6m (2)	2:37.89	29.90s	31.26s
8	MISS UNEEK	6	15.1m	14.3m (2)	11.8m (2)	2:38.00	29.72s	30.62s
11	DIAMOND WORLD	7	17.0m	16.7m (0)	17.4m (1)	2:38.15	29.96s	30.35s
10	VYBRANT	8	20.2m	12.7m (0)	16.3m (0)	2:38.40	30.18s	30.68s
3	BROOKVALEGIRL	9	20.7m	8.6m (0)	11.7m (0)	2:38.44	30.14s	31.06s
12	PRINCESS MICKAYLA	10	24.8m	7.6m (2)	7.3m (2)	2:38.77	29.88s	31.73s
1	HURRICANEHOPE	11	32.3m	4.6m (0)	7.7m (0)	2:39.36	30.14s	32.28s
7	LUCI KANE	12	36.4m	0.0m (0)	3.5m (0)	2:39.69	30.16s	32.93s

Finish Position and metres gained

First Arrow shows distance gain/loss from 2nd Qtr to 3rd Qtr, Second Arrow shows distance gain/loss from 3rd Qtr to Finish. Blue arrow indicates best gain in these quarters.



800

Visual positions in race at 2nd Quarter



400

Visual positions in race at 3rd Quarter



Gloucester Park Race 2 Distance 2130m

Tuesday, 19 November 2024


Gross Time: 2:34.50 MileRate: 1:56.70 LeadTime: 36.90s First Qtr: 31.00s Second Qtr: 28.80s Third Qtr: 28.50s Fourth Qtr: 29.30s

DATA TABLE: 800 / 400 Posi's are position from leader and (how wide the horse was at that position)

No	Horse	Plc	Mar	800 Posi	400 Posi	Time	3rd Qtr	4th Qt
2	SUGAR APPLE	1	0.0m	4.2m (1)	5.6m (1)	2:34.50	28.60s	28.90s
1	MAJOR FREEWAY	2	3.7m	0.6m (0)	0.0m (0)	2:34.78	28.46s	29.58s
5	HENGHENG	3	5.9m	0.0m (1)	1.4m (1)	2:34.95	28.60s	29.65s
3	ZUEDE	4	11.1m	5.4m (0)	6.1m (0)	2:35.35	28.56s	29.71s
6	TUX AND TAILS	5	12.7m	9.6m (0)	10.9m (0)	2:35.48	28.60s	29.50s
8	BARBADOS	6	16.2m	13.8m (0)	15.0m (0)	2:35.74	28.60s	29.46s
4	UNDER THE ALTA	7	17.2m	9.6m (1)	13.4m (1)	2:35.82	28.78s	29.66s
9	MAJOR CORRIDA	8	20.5m	18.9m (1)	22.3m (1)	2:36.08	28.76s	29.27s
7	FRANKIE J HOLDEN	9	22.8m	14.4m (1)	17.6m (1)	2:36.25	28.74s	29.79s
10	MAKE IT QUICK	10	23.5m	17.8m (0)	18.9m (0)	2:36.31	28.60s	29.75s

Finish Position and metres gained

First Arrow shows distance gain/loss from 2nd Qtr to 3rd Qtr, Second Arrow shows distance gain/loss from 3rd Qtr to Finish. Blue arrow indicates best gain in these quarters.



800

Visual positions in race at 2nd Quarter



400

Visual positions in race at 3rd Quarter



Gloucester Park Race 3 Distance 2130m

Tuesday, 19 November 2024




Gross Time: 2:35.80 MileRate: 1:57.70 LeadTime: 37.70s First Qtr: 31.80s Second Qtr: 29.90s Third Qtr: 28.00s Fourth Qtr: 28.40s

DATA TABLE: 800 / 400 Posi's are position from leader and (how wide the horse was at that position)

No	Horse	Plc	Mar	800 Posi	400 Posi	Time	3rd Qtr	4th Qt
5	KABOCHON	1	0.0m	3.2m (1)	3.2m (1)	2:35.80	28.00s	28.18s
2	STRIKE MASTER	2	6.6m	7.8m (1)	8.6m (1)	2:36.29	28.06s	28.29s
8	CHACO EAGLE	3	12.3m	0.0m (0)	0.0m (0)	2:36.72	28.00s	29.32s
6	NO NONEY	4	22.6m	16.4m (0)	19.7m (1)	2:37.49	28.24s	28.70s
10	ITS JUSTA SHOTAWAY	5	23.4m	11.8m (1)	14.6m (1)	2:37.55	28.20s	29.12s
4	IM ROCKIN ROD	6	28.9m	4.9m (0)	8.9m (0)	2:37.96	28.28s	29.94s
9	HAVEYOU METTED	7	29.2m	8.6m (2)	11.5m (2)	2:37.98	28.20s	29.77s
7	JAXON MORGAN	8	31.8m	13.2m (2)	15.8m (2)	2:38.17	28.18s	29.67s
1	EL PASO DE MARKO	9	52.7m	11.2m (0)	22.0m (0)	2:39.73	28.76s	30.79s

Finish Position and metres gained

First Arrow shows distance gain/loss from 2nd Qtr to 3rd Qtr, Second Arrow shows distance gain/loss from 3rd Qtr to Finish
Blue arrow indicates best gain in these quarters.



Gloucester Park Race 4 Distance 2130m


Tuesday, 19 November 2024

Gross Time: 2:36.00 MileRate: 1:57.80 LeadTime: 38.20s First Qtr: 31.20s Second Qtr: 30.30s Third Qtr: 29.30s Fourth Qtr: 27.00s

DATA TABLE: 800 / 400 Posi's are position from leader and (how wide the horse was at that position)

No	Horse	Plc	Mar	800 Posi	400 Posi	Time	3rd Qtr	4th Qt
2	SPICEY MAJOR	1	0.0m	0.0m (0)	0.0m (0)	2:36.00	29.30s	27.00s
8	MISTER MONTBLANC	2	10.1m	7.4m (1)	6.6m (1)	2:36.72	29.22s	27.26s
1	ON THE BACK FOOT	3	14.5m	5.5m (0)	6.3m (0)	2:37.03	29.34s	27.59s
4	MEGA MACH	4	14.7m	11.3m (1)	10.9m (1)	2:37.05	29.24s	27.28s
3	AMAZING AMERICAN	5	17.0m	14.0m (0)	14.9m (1)	2:37.21	29.32s	27.17s
10	VALHALLA MISS	6	18.9m	9.9m (0)	10.6m (0)	2:37.34	29.32s	27.60s
5	BLAZE ON	7	22.3m	18.1m (0)	18.9m (1)	2:37.59	29.30s	27.27s
9	CARRERA MACH	8	29.1m	15.1m (1)	12.3m (2)	2:38.07	29.06s	28.21s
6	ELWADDELL	9	30.2m	21.4m (1)	12.0m (3)	2:38.15	28.58s	28.31s

Finish Position and metres gained



800

Visual positions in race at 2nd Quarter



400

Visual positions in race at 3rd Quarter



Gloucester Park Race 5 Distance 2130m

Tuesday, 19 November 2024

Gross Time: 2:34.50 MileRate: 1:56.70 LeadTime: 36.20s First Qtr: 29.70s Second Qtr: 30.80s Third Qtr: 28.40s Fourth Qtr: 29.40s

DATA TABLE: 800 / 400 Posi's are position from leader and (how wide the horse was at that position)

No	Horse	Plc	Mar	800 Posi	400 Posi	Time	3rd Qtr	4th Qt
4	SWEET IVY	1	0.0m	6.5m (1)	5.0m (1)	2:34.50	28.30s	29.04s
5	SEAGRASS	2	1.9m	10.8m (1)	9.2m (1)	2:34.65	28.30s	28.88s
3	ACUSHLA MACHREE	3	6.1m	2.0m (1)	0.9m (1)	2:34.97	28.32s	29.81s
8	CHAMPAGNE STYLE	4	8.3m	12.8m (0)	13.7m (1)	2:35.14	28.48s	29.06s
7	SECRET REACTION	5	9.1m	8.2m (0)	11.1m (0)	2:35.20	28.62s	29.30s
1	JOLTED CHARM	6	11.7m	0.0m (0)	0.0m (0)	2:35.40	28.40s	30.30s
10	FOLLOW MY STRIDE	7	14.7m	4.3m (0)	7.0m (0)	2:35.63	28.60s	30.03s
6	CHAMBRAY	8	14.9m	15.3m (1)	14.3m (2)	2:35.65	28.34s	29.52s
9	SHEHADI	9	17.2m	22.1m (0)	20.9m (0)	2:35.83	28.34s	29.23s
2	COURAGE OF LOMBO	10	17.3m	17.0m (0)	16.7m (0)	2:35.83	28.40s	29.53s

Finish Position and metres gained

First Arrow shows distance gain/loss from 2nd Qtr to 3rd Qtr, Second Arrow shows distance gain/loss from 3rd Qtr to Finish
Blue arrow indicates best gain in these quarters.



800

Visual positions in race at 2nd Quarter



400

Visual positions in race at 3rd Quarter



Gloucester Park Race 6 Distance 2130m

Tuesday, 19 November 2024


Gross Time: 2:37.90 MileRate: 1:59.30 LeadTime: 37.50s First Qtr: 32.10s Second Qtr: 29.60s Third Qtr: 28.90s Fourth Qtr: 29.80s

DATA TABLE: 800 / 400 Posi's are position from leader and (how wide the horse was at that position)

No	Horse	Plc	Mar	800 Posi	400 Posi	Time	3rd Qtr	4th Qt
4	GEE SMITH	1	0.0m	0.0m (1)	0.0m (1)	2:37.90	28.90s	29.80s
2	TUMBLIN DICE	2	0.8m	8.6m (1)	7.7m (3)	2:37.96	28.84s	29.30s
5	FRANCO WESTERN	3	2.9m	1.4m (2)	1.4m (2)	2:38.13	28.90s	29.92s
7	PRIDDAH	4	3.5m	17.5m (0)	14.8m (0)	2:38.17	28.72s	29.00s
6	ALFREDI	5	5.5m	4.2m (1)	5.8m (2)	2:38.33	29.02s	29.81s
10	CRY HAVOC	6	6.9m	13.4m (0)	10.2m (2)	2:38.44	28.68s	29.60s
1	LUHRSY	7	7.7m	4.7m (0)	6.6m (1)	2:38.50	29.04s	29.92s
8	PRIME MOVER	8	14.3m	12.3m (1)	14.8m (1)	2:39.02	29.10s	29.84s
9	VINTAGE BLU	9	19.9m	6.1m (2)	11.1m (4)	2:39.45	29.27s	30.55s
3	BRODIE BOY	10	31.8m	0.3m (0)	3.5m (0)	2:40.38	29.14s	32.03s


Finish Position and metres gained

First Arrow shows distance gain/loss from 2nd Qtr to 3rd Qtr, Second Arrow shows distance gain/loss from 3rd Qtr to Finish
Blue arrow indicates best gain in these quarters.



800

Visual positions in race at 2nd Quarter



400

Visual positions in race at 3rd Quarter



Gloucester Park Race 7 Distance 2130m

Tuesday, 19 November 2024



Gross Time: 2:40.70 MileRate: 2:01.40 LeadTime: 39.10s First Qtr: 31.90s Second Qtr: 30.90s Third Qtr: 28.50s Fourth Qtr: 30.30s

DATA TABLE: 800 / 400 Posi's are position from leader and (how wide the horse was at that position)

No	Horse	Plc	Mar	800 Posi	400 Posi	Time	3rd Qtr	4th Qt
2	YOU FLY WITH ME	1	0.0m	0.0m (0)	0.0m (0)	2:40.70	28.50s	30.30s
1	HOKULANI	2	1.2m	4.8m (0)	5.5m (0)	2:40.80	28.56s	30.00s
5	HERE COMES SHARKIE	3	2.6m	12.4m (1)	10.7m (2)	2:40.91	28.40s	29.72s
7	THE LIGHTNING STRIKE	4	2.6m	1.4m (1)	2.2m (1)	2:40.91	28.56s	30.34s
9	PECUNIOUS	5	5.3m	15.3m (2)	11.0m (3)	2:41.12	28.22s	29.92s
10	IL BANDITO	6	5.4m	7.3m (2)	1.7m (2)	2:41.13	28.10s	30.60s
8	CRACKA TINNY	7	5.5m	9.3m (0)	9.6m (0)	2:41.14	28.54s	30.04s
4	TRITTRITTBANGBANG	8	7.2m	5.8m (1)	7.2m (1)	2:41.27	28.61s	30.35s
6	PACIFIC EAGLE	9	9.3m	13.6m (0)	14.0m (0)	2:41.44	28.56s	30.02s

Finish Position and metres gained

First Arrow shows distance gain/loss from 2nd Qtr to 3rd Qtr, Second Arrow shows distance gain/loss from 3rd Qtr to Finish Blue arrow indicates best gain in these quarters.



Gloucester Park Race 8 Distance 2130m

Tuesday, 19 November 2024

Gross Time: 2:40.50 MileRate: 2:01.30 LeadTime: 37.60s First Qtr: 32.40s Second Qtr: 31.60s Third Qtr: 29.20s Fourth Qtr: 29.70s

DATA TABLE: 800 / 400 Posi's are position from leader and (how wide the horse was at that position)

No	Horse	Plc	Mar	800 Posi	400 Posi	Time	3rd Qtr	4th Qt
7	SOHO CONFIDENTIAL	1	0.0m	1.1m (1)	0.0m (1)	2:40.50	29.12s	29.70s
4	LOW FLYIN	2	3.2m	14.9m (1)	11.2m (2)	2:40.75	28.94s	29.13s
2	CARMELA DOMENICA	3	5.3m	5.0m (0)	4.9m (1)	2:40.91	29.20s	29.75s
3	WELEASE WODDEWICK	4	6.7m	10.2m (1)	6.3m (2)	2:41.02	28.92s	29.76s
1	WHEEL FAST	5	7.1m	0.0m (0)	1.9m (0)	2:41.05	29.34s	30.11s
5	THIS TIME JACKO	6	10.9m	9.1m (0)	9.0m (0)	2:41.35	29.20s	29.89s
6	STARLIGHT SONG	7	34.4m	5.5m (1)	11.0m (1)	2:43.18	29.60s	31.58s

Finish Position and metres gained

First Arrow shows distance gain/loss from 2nd Qtr to 3rd Qtr,
Second Arrow shows distance gain/loss from 3rd Qtr to Finish
Blue arrow indicates best gain in these quarters.

