

Gloucester Park Race 1 Distance 1730m

Tuesday, 12 November 2024



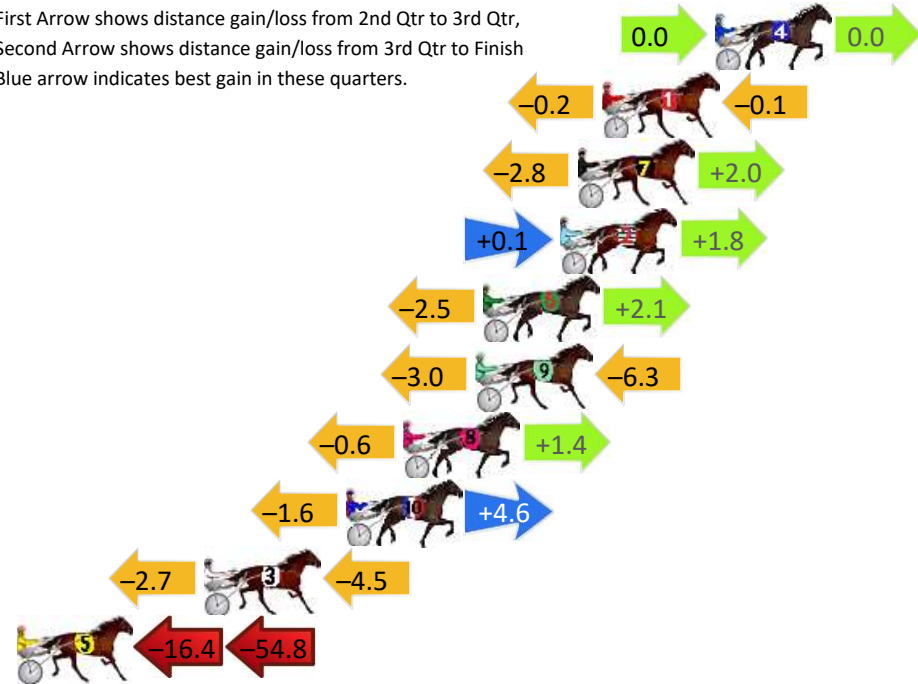
Gross Time: 2:05.10 MileRate: 1:56.30 LeadTime: 7.70s First Qtr: 29.60s Second Qtr: 29.50s Third Qtr: 29.00s Fourth Qtr: 29.30s

DATA TABLE: 800 / 400 Posi's are position from leader and (how wide the horse was at that position)

No	Horse	Plc	Mar	800 Posi	400 Posi	Time	3rd Qtr	4th Qt
4	ICY COLD	1	0.0m	0.0m (0)	0.0m (0)	2:05.10	29.00s	29.30s
1	OURFIRSTIMPRESSIO N	2	4.5m	4.2m (0)	4.4m (0)	2:05.45	29.02s	29.33s
7	KURIOUS BOY	3	5.5m	4.7m (1)	7.5m (1)	2:05.52	29.20s	29.18s
2	COOPERS IDEAL	4	6.2m	8.1m (0)	8.0m (0)	2:05.58	29.00s	29.20s
6	MONEY TIME MADNESS	5	9.3m	8.9m (1)	11.4m (1)	2:05.81	29.18s	29.19s
9	LADY CAMEL	6	9.6m	0.3m (1)	3.3m (1)	2:05.84	29.22s	29.80s
8	LENORA JANE	7	12.5m	13.3m (1)	13.9m (2)	2:06.06	29.04s	29.26s
10	ALL ABOUT AMERICA	8	14.8m	17.8m (0)	19.4m (1)	2:06.24	29.12s	29.04s
3	FLY EAGLE ROSE	9	20.5m	13.3m (0)	16.0m (0)	2:06.68	29.20s	29.72s
5	TERASITA	10	163.3m	92.1m (0)	108.5m (0)	2:17.65	30.22s	33.99s

Finish Position and metres gained

First Arrow shows distance gain/loss from 2nd Qtr to 3rd Qtr,
Second Arrow shows distance gain/loss from 3rd Qtr to Finish
Blue arrow indicates best gain in these quarters.



Gloucester Park Race 2 Distance 2130m

Tuesday, 12 November 2024

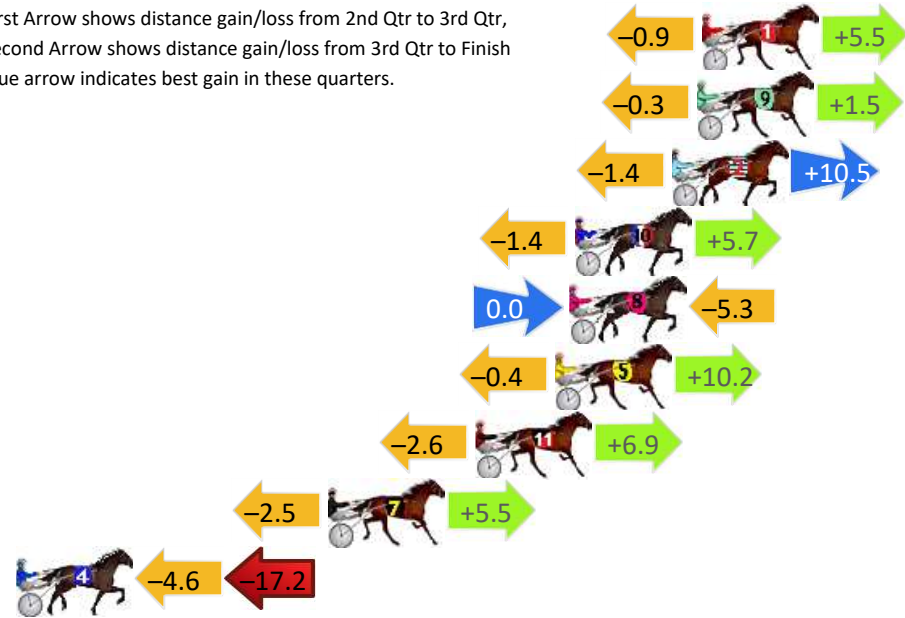
Gross Time: 2:36.90 MileRate: 1:58.60 LeadTime: 37.40s First Qtr: 31.30s Second Qtr: 30.00s Third Qtr: 28.20s Fourth Qtr: 30.00s

DATA TABLE: 800 / 400 Posi's are position from leader and (how wide the horse was at that position)

NoHorse	Plc	Mar	800 Posi	400 Posi	Time	3rd Qtr	4th Qt
1 ALFA PRINCESS	1	0.0m	4.6m (0)	5.5m (0)	2:36.90	28.28s	29.60s
9 ACUSHLA MACHREE	2	0.2m	1.4m (1)	1.7m (1)	2:36.92	28.22s	29.89s
2 ZYANYA	3	1.2m	10.3m (1)	11.7m (2)	2:36.99	28.32s	29.25s
10 CHAMBRAY	4	5.1m	9.4m (0)	10.8m (0)	2:37.30	28.32s	29.62s
8 SECRET REACTION	5	5.3m	0.0m (0)	0.0m (0)	2:37.32	28.20s	30.42s
5 MADDY MADDY	6	5.9m	15.7m (1)	16.1m (1)	2:37.36	28.26s	29.30s
11 FOLLOW MY STRIDE	7	9.1m	13.4m (0)	16.0m (0)	2:37.62	28.42s	29.56s
7 SHEHADI	8	15.0m	18.0m (0)	20.5m (0)	2:38.08	28.42s	29.70s
4 COURAGE OF LOMBO	9	27.5m	5.7m (1)	10.3m (1)	2:39.06	28.54s	31.42s


Finish Position and metres gained

First Arrow shows distance gain/loss from 2nd Qtr to 3rd Qtr, Second Arrow shows distance gain/loss from 3rd Qtr to Finish
Blue arrow indicates best gain in these quarters.



800

Visual positions in race at 2nd Quarter



400

Visual positions in race at 3rd Quarter



Gloucester Park Race 3 Distance 2130m

Tuesday, 12 November 2024



Gross Time: 2:35.70 MileRate: 1:57.60 LeadTime: 37.30s First Qtr: 30.00s Second Qtr: 29.30s Third Qtr: 29.10s Fourth Qtr: 30.00s

DATA TABLE: 800 / 400 Posi's are position from leader and (how wide the horse was at that position)

No	Horse	Plc	Mar	800 Posi	400 Posi	Time	3rd Qtr	4th Qt
2	MAJOR OVERS	1	0.0m	0.0m (0)	0.0m (0)	2:35.70	29.10s	30.00s
1	SONIC CHIP	2	5.8m	3.9m (0)	3.8m (0)	2:36.16	29.10s	30.18s
7	HENGHENG	3	10.3m	1.7m (1)	4.4m (1)	2:36.51	29.30s	30.49s
10	BARBADOS	4	11.0m	8.3m (0)	8.7m (0)	2:36.56	29.14s	30.23s
6	SUGAR APPLE	5	12.2m	5.8m (1)	28.9m (2)	2:36.66	30.80s	28.84s
8	BALTIC ACE	6	12.3m	21.3m (0)	21.8m (0)	2:36.67	29.16s	29.37s
11	FIORD	7	15.1m	12.7m (0)	13.1m (0)	2:36.89	29.14s	30.23s
4	ZUEDE	8	15.7m	17.2m (0)	17.7m (0)	2:36.93	29.16s	29.94s
9	TUX AND TAILS	9	25.2m	22.1m (1)	26.7m (0)	2:37.68	29.46s	30.02s
3	MAJOR JAY	10	213.3m	9.7m (1)	141.0m (1)	2:52.46	38.76s	36.40s
12	ACOLTNAME DSU	11	213.9m	13.6m (1)	34.9m (2)	2:52.51	30.68s	44.25s
5	MAKE IT QUICK	12	214.2m	17.7m (1)	33.2m (1)	2:52.53	30.26s	44.39s

Finish Position and metres gained

First Arrow shows distance gain/loss from 2nd Qtr to 3rd Qtr,
Second Arrow shows distance gain/loss from 3rd Qtr to Finish
Blue arrow indicates best gain in these quarters.



800

Visual positions in race at 2nd Quarter



400

Visual positions in race at 3rd Quarter



Powered by **PJ Harness Analyser**

Sectional Analysis Software

Not just form | Free Trial

www.facebook.com/PJHarnessRacing



RISE Digital, Harness Racing Australia nor the provider accepts any responsibility for the completeness or accuracy of any of the information contained herein, and makes no representations about its suitability for any particular purpose. Users should make their own judgements about those matters and/or seek independent advice. You assume all risks associated with use of data provided on this page

Gloucester Park Race 4 Distance 2130m

Tuesday, 12 November 2024




Gross Time: 2:36.80 MileRate: 1:58.50 LeadTime: 37.20s First Qtr: 31.10s Second Qtr: 29.70s Third Qtr: 29.50s Fourth Qtr: 29.30s

DATA TABLE: 800 / 400 Posi's are position from leader and (how wide the horse was at that position)

No	Horse	Plc	Mar	800 Posi	400 Posi	Time	3rd Qtr	4th Qt
8	EYE BETTER	1	0.0m	18.8m (1)	16.2m (2)	2:36.80	29.30s	28.12s
5	ELWADDELL	2	1.6m	6.6m (1)	6.6m (1)	2:36.92	29.50s	28.94s
1	SHOWPONY	3	1.9m	4.4m (0)	4.1m (0)	2:36.95	29.48s	29.15s
11	ALTA RHETT	4	2.4m	8.2m (0)	8.2m (0)	2:36.98	29.50s	28.88s
12	BLAZE ON	5	2.5m	2.2m (1)	2.5m (1)	2:36.99	29.52s	29.31s
6	CARRERA MACH	6	9.0m	16.6m (0)	16.2m (0)	2:37.49	29.46s	28.81s
9	APOLOGIZE	7	11.2m	12.3m (0)	12.3m (0)	2:37.66	29.50s	29.26s
4	BRAMANTE STEPS	8	14.9m	10.6m (1)	11.0m (1)	2:37.94	29.52s	29.64s
2	IFEEL SIKDARL	9	19.7m	14.7m (1)	15.1m (1)	2:38.31	29.52s	29.71s
3	YANKEE LINCOLN	10	21.0m	0.0m (0)	0.0m (0)	2:38.41	29.50s	30.91s
10	WALL STREET GIRL	11	34.2m	33.0m (0)	29.3m (0)	2:39.43	29.22s	29.79s

Finish Position and metres gained

First Arrow shows distance gain/loss from 2nd Qtr to 3rd Qtr, Second Arrow shows distance gain/loss from 3rd Qtr to Finish Blue arrow indicates best gain in these quarters.



Gloucester Park Race 5 Distance 2130m

Tuesday, 12 November 2024



Gross Time: 2:38.20 MileRate: 1:59.50 LeadTime: 37.00s First Qtr: 31.90s Second Qtr: 31.10s Third Qtr: 29.10s Fourth Qtr: 29.10s

DATA TABLE: 800 / 400 Posi's are position from leader and (how wide the horse was at that position)

No	Horse	Plc	Mar	800 Posi	400 Posi	Time	3rd Qtr	4th Qt
3	CAMS BOULDER	1	0.0m	9.1m (1)	7.8m (2)	2:38.20	29.00s	28.54s
5	UNDER THE ALTA	2	1.2m	0.8m (1)	2.2m (1)	2:38.29	29.20s	29.03s
1	PRIDDAH	3	1.7m	0.0m (0)	0.0m (0)	2:38.33	29.10s	29.23s
10	TUMBLIN DICE	4	6.0m	4.2m (0)	4.7m (0)	2:38.66	29.14s	29.22s
11	ALFREDI	5	6.3m	8.0m (0)	7.5m (1)	2:38.68	29.06s	29.04s
9	TORREVEAN AMY	6	10.3m	5.0m (1)	3.9m (2)	2:38.99	29.02s	29.60s
4	CLASSNSMART	7	11.1m	17.2m (1)	14.2m (2)	2:39.05	28.88s	28.92s
7	ONE FOR DAVE ANDME	8	13.3m	12.2m (0)	12.2m (0)	2:39.22	29.10s	29.24s
8	GEE SMITH	9	13.7m	21.3m (1)	18.8m (2)	2:39.25	28.92s	28.78s
6	ALFA PRINCE	10	14.6m	16.6m (0)	16.6m (0)	2:39.31	29.10s	29.01s
2	BEALAWYER	11	17.1m	13.0m (1)	14.4m (1)	2:39.51	29.20s	29.36s


Finish Position and metres gained

First Arrow shows distance gain/loss from 2nd Qtr to 3rd Qtr, Second Arrow shows distance gain/loss from 3rd Qtr to Finish
Blue arrow indicates best gain in these quarters.



800

Visual positions in race at 2nd Quarter



400

Visual positions in race at 3rd Quarter



Gloucester Park Race 6 Distance 2130m

Tuesday, 12 November 2024



Gross Time: 2:38.90 MileRate: 2:00.00 LeadTime: 38.60s First Qtr: 31.00s Second Qtr: 31.20s Third Qtr: 28.60s Fourth Qtr: 29.50s

DATA TABLE: 800 / 400 Posi's are position from leader and (how wide the horse was at that position)

No	Horse	Plc	Mar	800 Posi	400 Posi	Time	3rd Qtr	4th Qt
1	GOTA GOOD WARHOL	1	0.0m	0.0m (0)	0.0m (0)	2:38.90	28.60s	29.50s
10	STELLA MAJOR	2	0.1m	8.7m (0)	7.2m (0)	2:38.91	28.50s	28.99s
2	TRITTRITTBANGBAN G	3	6.0m	4.5m (0)	7.2m (1)	2:39.36	28.80s	29.44s
11	ALLZFAIRNLUVNWAR	4	6.0m	10.4m (1)	11.1m (2)	2:39.36	28.66s	29.16s
3	RISING SPIRIT	5	7.0m	14.6m (0)	12.2m (0)	2:39.44	28.44s	29.16s
5	YOU FLY WITH ME	6	9.3m	0.3m (1)	2.8m (1)	2:39.62	28.78s	30.02s
12	COHLIN	7	12.2m	19.7m (0)	17.5m (0)	2:39.84	28.46s	29.18s
6	THE LIGHTNING STRIKE	8	15.1m	21.7m (1)	20.0m (1)	2:40.07	28.50s	29.23s
8	THE BATMOBILE	9	16.2m	23.9m (0)	21.9m (0)	2:40.15	28.48s	29.17s
9	PECUNIOUS	10	18.5m	16.0m (2)	12.8m (3)	2:40.33	28.39s	30.00s
4	LETS ROCK TONIGHT	11	29.7m	5.6m (1)	9.0m (3)	2:41.20	28.85s	31.15s
7	STRIKE MASTER	12	29.8m	14.9m (1)	13.1m (1)	2:41.20	28.48s	30.86s

Finish Position and metres gained

First Arrow shows distance gain/loss from 2nd Qtr to 3rd Qtr, Second Arrow shows distance gain/loss from 3rd Qtr to Finish Blue arrow indicates best gain in these quarters.



Visual positions in race at 2nd Quarter



Visual positions in race at 3rd Quarter

Gloucester Park Race 7 Distance 2503m

Tuesday, 12 November 2024


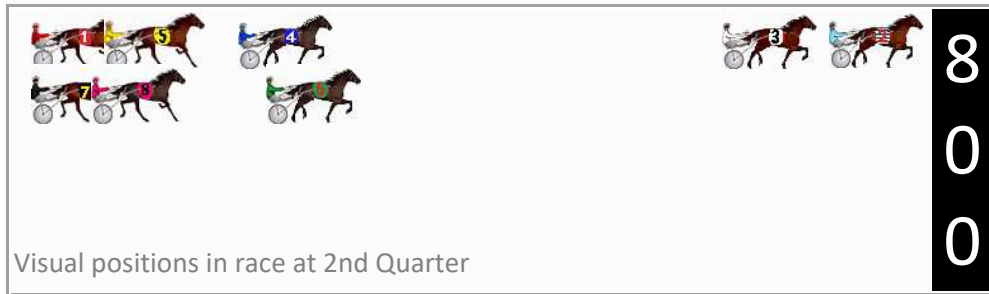
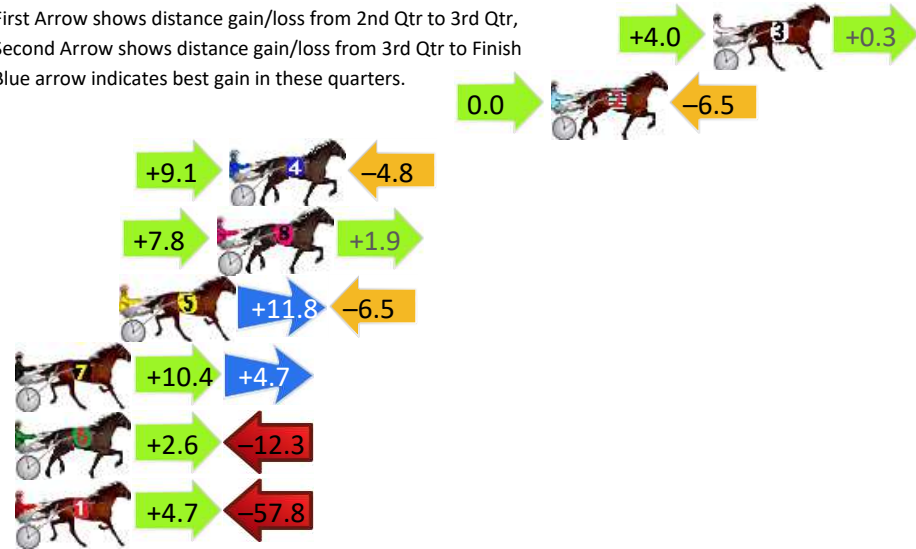
Gross Time: 3:14.50 MileRate: 2:04.00 LeadTime: 72.00s First Qtr: 31.20s Second Qtr: 30.80s Third Qtr: 29.90s Fourth Qtr: 30.60s

DATA TABLE: 800 / 400 Posi's are position from leader and (how wide the horse was at that position)

No	Horse	Plc	Mar	800 Posi	400 Posi	Time	3rd Qtr	4th Qt
3	ELEGANT PEAK	1	0.0m	4.3m (0)	0.3m (1)	3:14.50	29.60s	30.58s
2	BEE BEE BEROC	2	6.5m	0.0m (0)	0.0m (0)	3:15.02	29.90s	31.12s
4	UPTOWN LAD	3	19.4m	23.7m (0)	14.6m (1)	3:16.05	29.24s	31.05s
8	PATCHED	4	19.9m	29.6m (1)	21.8m (0)	3:16.09	29.34s	30.55s
5	LINE THE STARZZZ	5	23.8m	29.1m (0)	17.3m (0)	3:16.41	29.04s	31.20s
7	THATS NOT MY GAIT	6	30.4m	45.5m (1)	35.1m (1)	3:16.93	29.16s	30.39s
6	NICKYS SON	7	32.3m	22.6m (1)	20.0m (1)	3:17.09	29.72s	31.68s
1	BONNIE RAE	8	93.7m	40.6m (0)	35.9m (0)	3:22.00	29.58s	35.40s

Finish Position and metres gained

First Arrow shows distance gain/loss from 2nd Qtr to 3rd Qtr,
Second Arrow shows distance gain/loss from 3rd Qtr to Finish
Blue arrow indicates best gain in these quarters.



Gloucester Park Race 8 Distance 2130m

Tuesday, 12 November 2024

Gross Time: 2:38.60 MileRate: 1:59.80 LeadTime: 38.50s First Qtr: 30.80s Second Qtr: 31.10s Third Qtr: 29.10s Fourth Qtr: 29.10s

DATA TABLE: 800 / 400 Posi's are position from leader and (how wide the horse was at that position)

NoHorse	Plc	Mar	800 Posi	400 Posi	Time	3rd Qtr	4th Qt
7 HAVEYOU METTED	1	0.0m	0.0m (0)	0.0m (0)	2:38.60	29.10s	29.10s
5 MY SILVER SPOON	2	1.5m	2.5m (1)	0.6m (1)	2:38.71	28.96s	29.17s
1 TORREVEAN PINKY	3	2.9m	4.2m (0)	4.2m (1)	2:38.82	29.10s	29.02s
4 PRIME MOVER	4	9.6m	6.9m (1)	5.6m (2)	2:39.33	29.00s	29.43s
2 CARMELA DOMENICA	5	15.7m	8.6m (0)	7.2m (0)	2:39.80	29.00s	29.78s
8 REGIMENTAL STAR	6	17.8m	13.0m (0)	13.0m (0)	2:39.96	29.10s	29.52s
3 THIS TIME JACKO	7	19.2m	11.6m (1)	10.5m (1)	2:40.07	29.02s	29.80s
6 VISITING HOURS	8	28.1m	16.6m (1)	7.6m (3)	2:40.75	28.45s	30.70s

Finish Position and metres gained

First Arrow shows distance gain/loss from 2nd Qtr to 3rd Qtr, Second Arrow shows distance gain/loss from 3rd Qtr to Finish
Blue arrow indicates best gain in these quarters.

