

# Bunbury Race 1 Distance 1609m

Saturday, 9 November 2024


Gross Time: 1:58.10 MileRate: 1:58.10 LeadTime: 0.00s First Qtr: 28.70s Second Qtr: 31.10s Third Qtr: 29.40s Fourth Qtr: 29.00s

DATA TABLE: 800 / 400 Posi's are position from leader and (how wide the horse was at that position)

No	Horse	Plc	Mar	800 Posi	400 Posi	Time	3rd Qtr	4th Qt
11	BETTERTHAN SECRET	1	0.0m	17.8m (1)	14.8m (1)	1:58.10	29.17s	27.93s
6	SPIRITOFANANGEL	2	0.5m	1.0m (1)	0.2m (1)	1:58.14	29.34s	29.02s
4	MAJOR DALTON	3	0.8m	5.2m (1)	4.2m (1)	1:58.16	29.33s	28.75s
5	FIREPLAY	4	3.0m	0.0m (0)	0.0m (0)	1:58.33	29.40s	29.22s
3	FLAMING CULLEN	5	3.2m	4.2m (0)	4.0m (0)	1:58.34	29.39s	28.94s
10	COHLIN	6	6.0m	14.0m (1)	11.0m (2)	1:58.56	29.18s	28.64s
2	ALTA EGO	7	6.6m	10.0m (1)	8.4m (1)	1:58.60	29.28s	28.87s
1	CROWDED REACTOR	8	8.5m	8.2m (0)	8.0m (0)	1:58.75	29.39s	29.04s
12	PACIFIC EAGLE	9	8.6m	21.8m (1)	19.6m (1)	1:58.75	29.23s	28.21s
8	ASHIMA	10	9.5m	12.0m (0)	12.0m (0)	1:58.82	29.40s	28.82s
9	CAMEOS DELIGHT	11	18.2m	16.6m (0)	16.4m (0)	1:59.48	29.39s	29.13s
7	MILITARY STAR	12	30.7m	22.2m (0)	20.8m (0)	2:00.44	29.30s	29.71s

## Finish Position and metres gained

First Arrow shows distance gain/loss from 2nd Qtr to 3rd Qtr, Second Arrow shows distance gain/loss from 3rd Qtr to Finish. Blue arrow indicates best gain in these quarters.



800

Visual positions in race at 2nd Quarter



400

Visual positions in race at 3rd Quarter



Sectional Analysis Software  
Not just form | Free Trial



RISE Digital, Harness Racing Australia nor the provider accepts any responsibility for the completeness or accuracy of any of the information contained herein, and makes no representations about its suitability for any particular purpose. Users should make their own judgements about those matters and/or seek independent advice. You assume all risks associated with use of data provided on this page

www.facebook.com/PJHarnessRacing

# Bunbury Race 2 Distance 2100m

Saturday, 9 November 2024


Gross Time: 2:35.80 MileRate: 1:59.40 LeadTime: 36.20s First Qtr: 31.30s Second Qtr: 29.80s Third Qtr: 29.30s Fourth Qtr: 29.20s

DATA TABLE: 800 / 400 Posi's are position from leader and (how wide the horse was at that position)

No	Horse	Plc	Mar	800 Posi	400 Posi	Time	3rd Qtr	4th Qt
6	MAJOR MANHATTAN	1	0.0m	15.6m (1)	15.2m (1)	2:35.80	29.27s	28.10s
5	ALFA PRINCE	2	1.4m	0.0m (0)	0.0m (0)	2:35.91	29.30s	29.30s
1	SUNDANCER RAINBOW	3	3.5m	4.0m (0)	4.2m (0)	2:36.07	29.31s	29.15s
3	BONSTAR	4	7.7m	12.2m (0)	12.2m (0)	2:36.39	29.30s	28.87s
9	RAMBO RABBIT	5	7.9m	2.0m (1)	2.0m (1)	2:36.41	29.30s	29.63s
8	MINOR CATASTROPHE	6	10.7m	8.4m (0)	8.2m (0)	2:36.62	29.29s	29.38s
11	BALTIC ACE	7	13.7m	19.6m (1)	18.6m (2)	2:36.85	29.23s	28.84s
2	MADDY MADDY	8	14.3m	21.2m (0)	20.8m (1)	2:36.90	29.27s	28.73s
4	THEYCALL ME STOOGIE	9	18.1m	11.6m (1)	11.4m (1)	2:37.19	29.29s	29.69s
10	LUHRSY	10	21.5m	16.6m (0)	16.6m (0)	2:37.45	29.30s	29.56s
7	CHERRY ON THE CAKE	11	33.8m	7.0m (1)	7.2m (1)	2:38.39	29.32s	31.13s

## Finish Position and metres gained

First Arrow shows distance gain/loss from 2nd Qtr to 3rd Qtr, Second Arrow shows distance gain/loss from 3rd Qtr to Finish Blue arrow indicates best gain in these quarters.



800

Visual positions in race at 2nd Quarter



400

Visual positions in race at 3rd Quarter



# Bunbury Race 3 Distance 1609m

Saturday, 9 November 2024


Gross Time: 1:57.10 MileRate: 1:57.10 LeadTime: 0.00s First Qtr: 28.90s Second Qtr: 30.40s Third Qtr: 29.50s Fourth Qtr: 28.40s

DATA TABLE: 800 / 400 Posi's are position from leader and (how wide the horse was at that position)

No	Horse	Plc	Mar	800 Posi	400 Posi	Time	3rd Qtr	4th Qt
12	COPY CAT QUEEN	1	0.0m	13.6m (2)	9.2m (4)	1:57.10	29.17s	27.75s
9	SPOIL THE PARTY	2	4.2m	5.4m (2)	3.0m (2)	1:57.41	29.33s	28.48s
10	RELLIM	3	4.6m	11.4m (1)	7.4m (2)	1:57.44	29.21s	28.20s
1	BELLA RAGAZZA	4	8.2m	4.0m (0)	4.2m (0)	1:57.71	29.52s	28.68s
3	BRODIE BOY	5	10.6m	0.0m (0)	0.0m (0)	1:57.89	29.51s	29.15s
8	MISTER PICCOLO	6	12.8m	8.0m (0)	8.4m (0)	1:58.05	29.53s	28.71s
5	SKIPPIN CLASS	7	13.7m	6.4m (1)	4.6m (1)	1:58.12	29.38s	29.04s
6	LIGHTFOOT LEIGH	8	15.2m	2.2m (1)	0.6m (1)	1:58.23	29.40s	29.43s
4	DISPATCHER	9	18.9m	15.8m (1)	10.6m (1)	1:58.51	29.14s	28.99s
11	SHES A LUCKY PENNY	10	19.1m	12.0m (0)	12.8m (0)	1:58.52	29.57s	28.84s
7	ISLAND TEE REX	11	21.4m	18.4m (2)	13.8m (3)	1:58.70	29.18s	28.94s
2	DEL BOCAVISTA BAY	12	30.6m	9.4m (2)	6.2m (3)	1:59.38	29.30s	30.12s

## Finish Position and metres gained

First Arrow shows distance gain/loss from 2nd Qtr to 3rd Qtr, Second Arrow shows distance gain/loss from 3rd Qtr to Finish  
Blue arrow indicates best gain in these quarters.



800

Visual positions in race at 2nd Quarter



400

Visual positions in race at 3rd Quarter



Sectional Analysis Software

Not just form | Free Trial

www.facebook.com/PJHarnessRacing



RISE Digital, Harness Racing Australia nor the provider accepts any responsibility for the completeness or accuracy of any of the information contained herein, and makes no representations about its suitability for any particular purpose. Users should make their own judgements about those matters and/or seek independent advice. You assume all risks associated with use of data provided on this page

# Bunbury Race 4 Distance 2100m

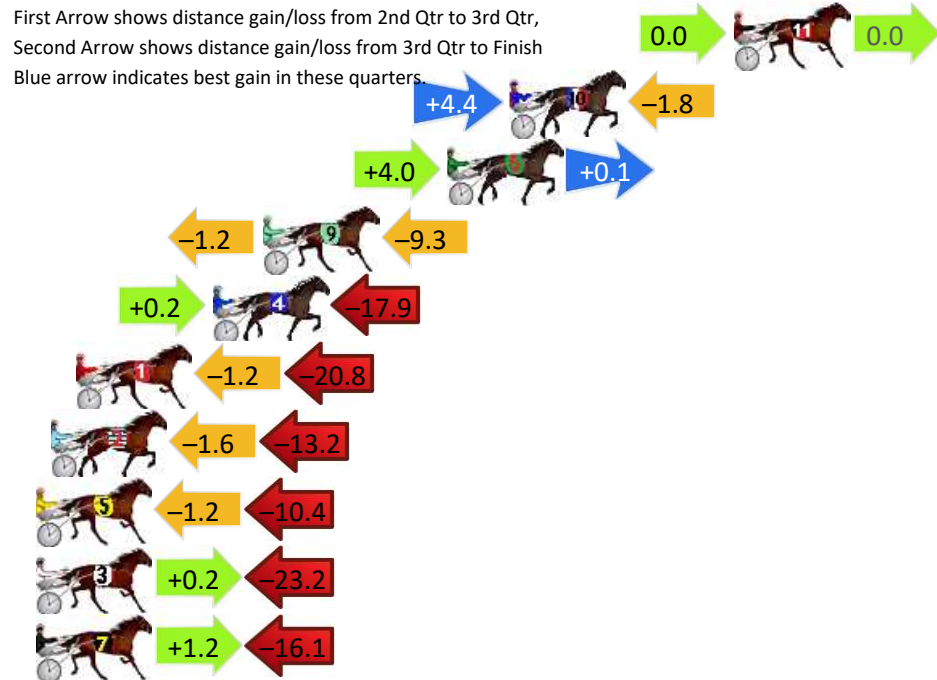
Saturday, 9 November 2024

Gross Time: 2:35.40 MileRate: 1:59.10 LeadTime: 36.00s First Qtr: 31.80s Second Qtr: 30.60s Third Qtr: 29.50s Fourth Qtr: 27.50s

DATA TABLE: 800 / 400 Posi's are position from leader and (how wide the horse was at that position)

No	Horse	Plc	Mar	800 Posi	400 Posi	Time	3rd Qtr	4th Qt
11	GET THE BOOTH	1	0.0m	0.0m (0)	0.0m (0)	2:35.40	29.50s	27.50s
10	OUR LADY JEN	2	9.0m	11.6m (1)	7.2m (2)	2:36.05	29.19s	27.62s
6	RECOVER LOVER	3	11.5m	15.6m (1)	11.6m (2)	2:36.23	29.22s	27.49s
9	JACKIE DANIELS	4	18.9m	8.4m (0)	9.6m (0)	2:36.77	29.61s	28.14s
4	JOLTED CHARM	5	20.9m	3.2m (1)	3.0m (1)	2:36.91	29.53s	28.72s
1	LOVE DEVINE	6	26.4m	4.4m (0)	5.6m (0)	2:37.31	29.64s	28.92s
2	IMMACHULATE	7	27.4m	12.6m (0)	14.2m (0)	2:37.38	29.65s	28.40s
5	LUCIENNE	8	28.6m	17.0m (0)	18.2m (0)	2:37.47	29.61s	28.21s
3	EE JAY WHY	9	30.4m	7.4m (1)	7.2m (1)	2:37.60	29.54s	29.09s
7	IMAHERO	10	34.5m	19.6m (1)	18.4m (1)	2:37.90	29.46s	28.60s

## Finish Position and metres gained



800

Visual positions in race at 2nd Quarter



400

Visual positions in race at 3rd Quarter



# Bunbury Race 5 Distance 2100m

Saturday, 9 November 2024


Gross Time: 2:39.50 MileRate: 2:02.30 LeadTime: 36.40s First Qtr: 32.80s Second Qtr: 31.20s Third Qtr: 29.70s Fourth Qtr: 29.40s

DATA TABLE: 800 / 400 Posi's are position from leader and (how wide the horse was at that position)

No	Horse	Plc	Mar	800 Posi	400 Posi	Time	3rd Qtr	4th Qt
3	SHOOBEES DOUBLE	1	0.0m	4.4m (0)	4.2m (0)	2:39.50	29.68s	29.09s
1	CHEKKER	2	1.9m	0.0m (0)	0.0m (0)	2:39.65	29.70s	29.54s
6	SHES ALL GO	3	5.1m	16.8m (2)	2.8m (2)	2:39.89	28.67s	29.57s
4	FLY SHE CAN	4	6.1m	7.0m (1)	6.8m (2)	2:39.97	29.69s	29.35s
8	VICIOUSLY UNKIND	5	6.2m	8.4m (0)	8.4m (0)	2:39.98	29.70s	29.24s
12	GIRL OF BRIGHTNESS	6	6.5m	16.0m (1)	8.4m (3)	2:40.00	29.14s	29.26s
2	THREE FLAMES	7	10.1m	11.8m (1)	10.4m (1)	2:40.28	29.60s	29.38s
5	WESMEDAD	8	15.4m	3.0m (1)	2.8m (1)	2:40.69	29.69s	30.32s
9	LYCA FANTASY	9	15.5m	13.2m (0)	13.2m (0)	2:40.69	29.70s	29.57s
10	ALLIZEE	10	18.9m	22.0m (1)	16.2m (1)	2:40.96	29.27s	29.60s
11	HOPE PREVAILS	11	97.3m	17.8m (0)	22.0m (0)	2:47.00	30.04s	34.90s


## Finish Position and metres gained

First Arrow shows distance gain/loss from 2nd Qtr to 3rd Qtr, Second Arrow shows distance gain/loss from 3rd Qtr to Finish. Blue arrow indicates best gain in these quarters.



800

Visual positions in race at 2nd Quarter



400

Visual positions in race at 3rd Quarter



# Bunbury Race 6 Distance 2100m


Saturday, 9 November 2024

Gross Time: 2:39.60 MileRate: 2:02.30 LeadTime: 36.60s First Qtr: 32.60s Second Qtr: 30.90s Third Qtr: 30.20s Fourth Qtr: 29.30s

DATA TABLE: 800 / 400 Posi's are position from leader and (how wide the horse was at that position)


No	Horse	Plc	Mar	800 Posi	400 Posi	Time	3rd Qtr	4th Qt
2	YO ADRIAN	1	0.0m	0.0m (0)	0.0m (0)	2:39.60	30.20s	29.30s
1	CARA DIANA	2	4.2m	4.2m (0)	4.0m (0)	2:39.92	30.19s	29.31s
10	CODENAME ELLIOT	3	5.9m	12.2m (0)	12.2m (0)	2:40.05	30.19s	28.84s
3	AIR MARSHAL	4	6.3m	6.0m (1)	5.2m (2)	2:40.08	30.14s	29.38s
4	WALLEN	5	7.1m	1.8m (1)	3.2m (1)	2:40.15	30.31s	29.58s
8	SHEZA SASSY LASSY	6	8.8m	8.2m (0)	8.0m (0)	2:40.28	30.19s	29.36s
6	COUNT BOSCAR	7	13.3m	17.0m (0)	16.4m (0)	2:40.62	30.15s	29.07s
5	STAR OF THE GALAXY	8	17.6m	14.2m (1)	14.6m (1)	2:40.95	30.23s	29.52s
11	SHOAL BAY	9	17.8m	19.4m (1)	10.2m (2)	2:40.97	29.53s	29.85s
7	BOUNCE BACK BUDDY	10	41.4m	24.6m (0)	27.0m (0)	2:42.78	30.39s	30.35s
9	IDONTWANABEAPIR ATE	11	66.5m	10.2m (1)	10.8m (1)	2:44.71	30.31s	33.36s

## Finish Position and metres gained



800

Visual positions in race at 2nd Quarter



400

Visual positions in race at 3rd Quarter



Sectional Analysis Software  
Not just form | Free Trial  
www.facebook.com/PJHarnessRacing

RISE Digital, Harness Racing Australia nor the provider accepts any responsibility for the completeness or accuracy of any of the information contained herein, and makes no representations about its suitability for any particular purpose. Users should make their own judgements about those matters and/or seek independent advice. You assume all risks associated with use of data provided on this page

# Bunbury Race 7 Distance 2100m

Saturday, 9 November 2024



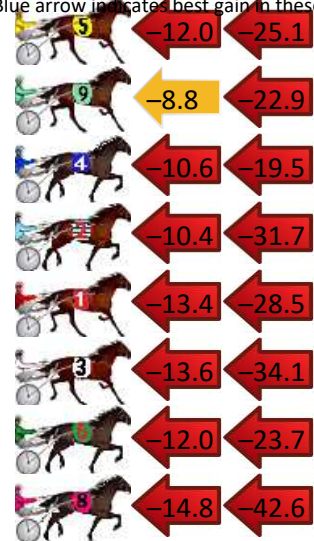
Gross Time: 2:33.40 MileRate: 1:57.60 LeadTime: 36.20s First Qtr: 31.10s Second Qtr: 28.60s Third Qtr: 28.20s Fourth Qtr: 29.30s

DATA TABLE: 800 / 400 Posi's are position from leader and (how wide the horse was at that position)

No	Horse	Plc	Mar	800 Posi	400 Posi	Time	3rd Qtr	4th Qt
7	GOODTIME LOUIS	1	0.0m	0.0m (0)	0.0m (0)	2:33.40	28.20s	29.30s
5	FUNKY MUSIC	2	44.3m	7.2m (0)	19.2m (0)	2:36.80	29.02s	31.13s
9	SWEET DUNCAN	3	48.1m	16.4m (1)	25.2m (1)	2:37.10	28.80s	30.97s
4	VYBRANT	4	50.5m	20.4m (1)	31.0m (1)	2:37.28	28.93s	30.72s
2	WHEEL FAST	5	52.9m	10.8m (1)	21.2m (1)	2:37.46	28.90s	31.61s
1	TEMPT THE STARS	6	53.3m	11.4m (0)	24.8m (0)	2:37.50	29.12s	31.38s
3	ALL ABOUT AMERICA	7	69.7m	22.0m (0)	35.6m (1)	2:38.76	29.13s	31.78s
6	JUST A HAPPY MAN	8	73.7m	38.0m (0)	50.0m (0)	2:39.06	29.03s	31.03s
8	SUGAR BOO	9	74.2m	16.8m (0)	31.6m (0)	2:39.10	29.20s	32.40s

## Finish Position and metres gained

First Arrow shows distance gain/loss from 2nd Qtr to 3rd Qtr, Second Arrow shows distance gain/loss from 3rd Qtr to Finish  
Blue arrow indicates best gain in these quarters.



# Bunbury Race 8 Distance 2100m

Saturday, 9 November 2024

Gross Time: 2:36.70 MileRate: 2:00.10 LeadTime: 37.80s First Qtr: 30.40s Second Qtr: 29.50s Third Qtr: 29.80s Fourth Qtr: 29.20s

DATA TABLE: 800 / 400 Posi's are position from leader and (how wide the horse was at that position)

NoHorse	Plc	Mar	800 Posi	400 Posi	Time	3rd Qtr	4th Qt
3 ALTA PRINCE	1	0.0m	0.0m (0)	0.0m (0)	2:36.70	29.80s	29.20s
5 PAY HOMAGE	2	42.8m	3.8m (1)	9.2m (0)	2:39.98	30.22s	31.64s
8 IDEALINCIDER	3	65.1m	12.4m (0)	25.8m (1)	2:41.69	30.81s	32.05s
1 DELIGHTABLE	4	66.7m	7.8m (1)	21.8m (1)	2:41.81	30.86s	32.46s
7 SONGSTER	5	68.5m	18.6m (0)	31.2m (1)	2:41.95	30.75s	31.91s
2 MAPLE MAREE	6	88.3m	20.6m (1)	26.0m (2)	2:43.46	30.24s	33.72s
6 BLIND EDITION	7	116.5m	4.4m (0)	26.2m (0)	2:45.62	31.47s	35.76s
4 CAPPY THE FIREY	8	142.7m	15.8m (1)	37.0m (1)	2:47.63	31.43s	36.87s

## Finish Position and metres gained

First Arrow shows distance gain/loss from 2nd Qtr to 3rd Qtr, Second Arrow shows distance gain/loss from 3rd Qtr to Finish  
Blue arrow indicates best gain in these quarters.

