

Gloucester Park Race 1 Distance 2130m

Friday, 18 October 2024


Gross Time: 2:34.40 MileRate: 1:56.70 LeadTime: 37.50s First Qtr: 31.50s Second Qtr: 29.40s Third Qtr: 28.80s Fourth Qtr: 27.20s

DATA TABLE: 800 / 400 Posi's are position from leader and (how wide the horse was at that position)

No	Horse	Plc	Mar	800 Posi	400 Posi	Time	3rd Qtr	4th Qt
3	OK BOOMER	1	0.0m	0.0m (0)	0.0m (0)	2:34.40	28.80s	27.20s
12	GEE HEZA SPORT	2	1.8m	8.9m (2)	4.1m (2)	2:34.53	28.44s	27.04s
10	FASTER THAN DAD	3	10.7m	8.1m (0)	9.5m (0)	2:35.17	28.88s	27.31s
1	ME FLASH	4	11.8m	3.9m (0)	4.3m (0)	2:35.25	28.82s	27.75s
11	IDEAL TOMADO	5	14.9m	12.3m (0)	13.5m (0)	2:35.47	28.86s	27.33s
5	MISTER MONTBLANC	6	17.0m	6.2m (1)	6.9m (1)	2:35.62	28.84s	27.94s
8	SUGAR STREET	7	21.4m	2.0m (1)	2.6m (1)	2:35.93	28.84s	28.55s
4	BELLEZZA NERA	8	21.5m	15.7m (1)	15.6m (1)	2:35.94	28.76s	27.66s
2	CLASSIC CHOICE	9	23.2m	10.1m (1)	11.8m (1)	2:36.06	28.90s	28.04s
6	CARRERA MACH	10	23.5m	19.3m (2)	13.0m (2)	2:36.08	28.32s	27.98s
7	TORPEDO ROCK	11	36.2m	22.6m (0)	19.8m (0)	2:36.99	28.56s	28.41s
9	ROCKNROLL ELLIOT	12	43.1m	4.8m (2)	19.6m (2)	2:37.49	29.82s	28.92s

Finish Position and metres gained

First Arrow shows distance gain/loss from 2nd Qtr to 3rd Qtr, Second Arrow shows distance gain/loss from 3rd Qtr to Finish
Blue arrow indicates best gain in these quarters.



800

Visual positions in race at 2nd Quarter



400

Visual positions in race at 3rd Quarter



Powered by **PJ Harness Analyser**

Sectional Analysis Software

Not just form | Free Trial

www.facebook.com/PJHarnessRacing



RISE Digital, Harness Racing Australia nor the provider accepts any responsibility for the completeness or accuracy of any of the information contained herein, and makes no representations about its suitability for any particular purpose. Users should make their own judgements about those matters and/or seek independent advice. You assume all risks associated with use of data provided on this page

Gloucester Park Race 2 Distance 2130m

Friday, 18 October 2024

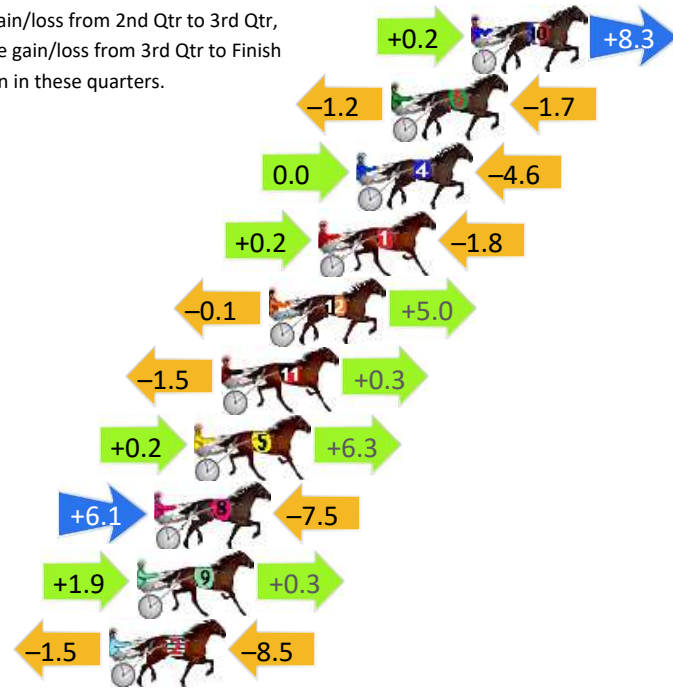
Gross Time: 2:32.90 MileRate: 1:55.50 LeadTime: 36.20s First Qtr: 29.40s Second Qtr: 30.70s Third Qtr: 28.40s Fourth Qtr: 28.20s

DATA TABLE: 800 / 400 Posi's are position from leader and (how wide the horse was at that position)

NoHorse	Plc	Mar	800 Posi	400 Posi	Time	3rd Qtr	4th Qt
10 SORRIDERE	1	0.0m	8.5m (0)	8.3m (0)	2:32.90	28.38s	27.62s
6 IM THE BLACK FLASH	2	3.2m	0.3m (1)	1.5m (1)	2:33.14	28.48s	28.34s
4 ROLLING FIRE	3	4.6m	0.0m (0)	0.0m (0)	2:33.24	28.40s	28.54s
1 LOVE ON THE ROCKS	4	6.1m	4.5m (0)	4.3m (0)	2:33.35	28.38s	28.35s
12 HOPPYS WAY	5	8.1m	13.0m (0)	13.1m (0)	2:33.50	28.40s	27.88s
11 SKYLORD	6	10.0m	8.8m (1)	10.3m (2)	2:33.64	28.50s	28.22s
5 HEAVENLY WAGE	7	11.1m	17.6m (0)	17.4m (0)	2:33.72	28.38s	27.80s
8 OTIS	8	12.7m	11.3m (2)	5.2m (2)	2:33.84	27.96s	28.78s
9 HILLVIEW BONDI	9	13.4m	15.6m (1)	13.7m (1)	2:33.89	28.26s	28.23s
2 SOHO FIRESTONE	10	14.5m	4.5m (1)	6.0m (1)	2:33.97	28.50s	28.85s


Finish Position and metres gained

First Arrow shows distance gain/loss from 2nd Qtr to 3rd Qtr, Second Arrow shows distance gain/loss from 3rd Qtr to Finish
Blue arrow indicates best gain in these quarters.



800

Visual positions in race at 2nd Quarter



400

Visual positions in race at 3rd Quarter



Gloucester Park Race 3 Distance 2130m

Friday, 18 October 2024


Gross Time: 2:32.90 MileRate: 1:55.50 LeadTime: 37.40s First Qtr: 28.50s Second Qtr: 28.60s Third Qtr: 28.50s Fourth Qtr: 29.90s

DATA TABLE: 800 / 400 Posi's are position from leader and (how wide the horse was at that position)

No	Horse	Plc	Mar	800 Posi	400 Posi	Time	3rd Qtr	4th Qt
2	LIL HAPPY FELLA	1	0.0m	9.6m (1)	8.0m (2)	2:32.90	28.40s	29.32s
9	ROCK ME OVER	2	0.5m	16.9m (0)	12.2m (2)	2:32.94	28.18s	29.06s
7	SOLESSEO MATUCA	3	3.6m	1.7m (1)	0.0m (1)	2:33.18	28.38s	30.18s
12	MEDIEVAL MAN	4	6.5m	13.8m (1)	11.6m (1)	2:33.41	28.36s	29.57s
5	MASTER PUBLISHER	5	9.2m	5.7m (1)	3.3m (2)	2:33.62	28.34s	30.38s
1	MISTER MACEDON	6	9.6m	4.5m (0)	4.4m (1)	2:33.65	28.50s	30.33s
11	REGAL CHEVAL	7	10.4m	13.0m (0)	12.9m (0)	2:33.71	28.52s	29.78s
8	MIDDLEPAGE	8	10.9m	18.9m (1)	17.9m (1)	2:33.75	28.46s	29.45s
6	FIREROCKFIREROLL	9	15.1m	20.6m (0)	17.6m (0)	2:34.08	28.32s	29.80s
10	ACUTO	10	17.9m	9.0m (0)	8.5m (0)	2:34.30	28.48s	30.68s
4	FLYING RUMOUR	11	20.3m	0.0m (0)	1.4m (0)	2:34.49	28.60s	31.39s

Finish Position and metres gained

First Arrow shows distance gain/loss from 2nd Qtr to 3rd Qtr, Second Arrow shows distance gain/loss from 3rd Qtr to Finish
Blue arrow indicates best gain in these quarters.



800

Visual positions in race at 2nd Quarter



400

Visual positions in race at 3rd Quarter



Sectional Analysis Software
Not just form | Free Trial



RISE Digital, Harness Racing Australia nor the provider accepts any responsibility for the completeness or accuracy of any of the information contained herein, and makes no representations about its suitability for any particular purpose. Users should make their own judgements about those matters and/or seek independent advice. You assume all risks associated with use of data provided on this page

www.facebook.com/PJHarnessRacing

Gloucester Park Race 4 Distance 2130m




Friday, 18 October 2024

Gross Time: 2:30.20 MileRate: 1:53.50 LeadTime: 36.20s First Qtr: 28.90s Second Qtr: 29.00s Third Qtr: 27.70s Fourth Qtr: 28.40s

DATA TABLE: 800 / 400 Posi's are position from leader and (how wide the horse was at that position)

No	Horse	Plc	Mar	800 Posi	400 Posi	Time	3rd Qtr	4th Qt
1	STENO	1	0.0m	0.0m (0)	0.0m (0)	2:30.20	27.70s	28.40s
10	STORMYSKYES	2	7.3m	4.4m (0)	5.5m (0)	2:30.74	27.78s	28.56s
4	THREE RUMOURS	3	11.4m	13.4m (0)	14.1m (0)	2:31.05	27.76s	28.27s
11	WONDERFUL TO FLY	4	12.5m	9.0m (0)	10.6m (0)	2:31.13	27.82s	28.59s
12	STARLIGHT DREAM	5	15.1m	16.3m (1)	13.9m (2)	2:31.33	27.55s	28.56s
7	GOODEALEHMADDIE	6	15.7m	18.3m (0)	18.1m (0)	2:31.37	27.70s	28.31s
8	MONTANA GLORY	7	18.5m	22.4m (0)	23.0m (0)	2:31.58	27.76s	28.18s
6	SOVRANA	8	21.2m	20.0m (1)	22.1m (1)	2:31.78	27.86s	28.44s
9	AARDIEBYTHESEASIDE	9	28.6m	3.2m (1)	4.9m (1)	2:32.33	27.82s	30.19s
2	ZEPHYRA	10	29.6m	11.9m (1)	17.3m (1)	2:32.41	28.08s	29.40s
3	LITTLE DARLING	11	32.7m	7.9m (1)	13.0m (1)	2:32.64	28.06s	29.94s
5	PAROQUET	12	34.6m	24.7m (1)	31.0m (0)	2:32.78	28.16s	28.82s

Finish Position and metres gained



Gloucester Park Race 5 Distance 2536m

Friday, 18 October 2024




Gross Time: 3:03.50 MileRate: 1:56.50 LeadTime: 68.00s First Qtr: 29.50s Second Qtr: 29.40s Third Qtr: 28.00s Fourth Qtr: 28.60s

DATA TABLE: 800 / 400 Posi's are position from leader and (how wide the horse was at that position)

No	Horse	Plc	Mar	800 Posi	400 Posi	Time	3rd Qtr	4th Qt
6	CHRISTOPHER DANCE	1	0.0m	0.6m (1)	0.0m (1)	3:03.50	27.96s	28.60s
5	VEGAS STRIP	2	0.4m	4.6m (1)	4.8m (1)	3:03.53	28.02s	28.29s
1	MENEMSHA	3	1.8m	0.0m (0)	0.3m (0)	3:03.64	28.02s	28.72s
2	GOLDEN LODE	4	4.2m	9.2m (1)	4.6m (2)	3:03.82	27.68s	28.59s
10	TUALOU	5	4.3m	4.0m (0)	4.0m (0)	3:03.82	28.00s	28.64s
12	WAVERIDER	6	5.1m	17.8m (1)	14.0m (2)	3:03.88	27.74s	28.00s
3	ARTFUL MAJOR	7	5.9m	13.5m (1)	11.4m (1)	3:03.94	27.86s	28.24s
8	THENU CAME ALONG	8	15.7m	17.0m (0)	18.2m (0)	3:04.68	28.10s	28.50s
4	WORLDS ABOVE	9	24.5m	12.7m (0)	13.9m (0)	3:05.34	28.10s	29.46s
9	FRANCO ENCORE	10	27.9m	21.8m (0)	18.8m (1)	3:05.60	27.80s	29.38s
11	SOHO SKYFALL	11	40.5m	8.3m (0)	9.4m (0)	3:06.54	28.08s	30.98s
7	ALTA TRIBUTE	12	75.8m	44.0m (0)	49.7m (0)	3:09.19	28.44s	30.79s

Finish Position and metres gained

First Arrow shows distance gain/loss from 2nd Qtr to 3rd Qtr, Second Arrow shows distance gain/loss from 3rd Qtr to Finish
Blue arrow indicates best gain in these quarters.



Gloucester Park Race 6 Distance 2536m

Friday, 18 October 2024


Gross Time: 3:05.80 MileRate: 1:57.90 LeadTime: 70.50s First Qtr: 30.50s Second Qtr: 29.40s Third Qtr: 27.80s Fourth Qtr: 27.60s

DATA TABLE: 800 / 400 Posi's are position from leader and (how wide the horse was at that position)

No	Horse	Plc	Mar	800 Posi	400 Posi	Time	3rd Qtr	4th Qt
1	TRICKY MIKI	1	0.0m	0.0m (0)	0.0m (0)	3:05.80	27.80s	27.60s
4	LAVRA JOE	2	8.2m	2.6m (1)	2.7m (1)	3:06.40	27.80s	28.01s
5	ALCOPONY	3	8.6m	7.0m (1)	7.0m (1)	3:06.42	27.80s	27.74s
3	THE CODE BREAKER	4	13.5m	9.0m (0)	9.9m (0)	3:06.78	27.86s	27.90s
6	MACHNIFICENT	5	15.9m	11.3m (1)	10.8m (1)	3:06.95	27.76s	28.01s
2	RASCAL	6	16.1m	4.6m (0)	5.5m (0)	3:06.97	27.86s	28.39s
8	WILDWEST	7	16.7m	15.1m (1)	16.0m (1)	3:07.01	27.86s	27.71s
9	THE MIKI TAKER	8	17.1m	17.4m (0)	19.2m (0)	3:07.04	27.92s	27.52s
7	CORDERO	9	18.7m	13.3m (0)	14.8m (0)	3:07.16	27.90s	27.94s

Finish Position and metres gained

First Arrow shows distance gain/loss from 2nd Qtr to 3rd Qtr,
Second Arrow shows distance gain/loss from 3rd Qtr to Finish
Blue arrow indicates best gain in these quarters.



800

Visual positions in race at 2nd Quarter



400

Visual positions in race at 3rd Quarter



Gloucester Park Race 7 Distance 1730m

Friday, 18 October 2024


Gross Time: 2:03.50 MileRate: 1:54.90 LeadTime: 7.60s First Qtr: 28.70s Second Qtr: 29.30s Third Qtr: 28.70s Fourth Qtr: 29.20s

DATA TABLE: 800 / 400 Posi's are position from leader and (how wide the horse was at that position)

No	Horse	Plc	Mar	800 Posi	400 Posi	Time	3rd Qtr	4th Qt
4	LION QUEEN	1	0.0m	0.0m (0)	0.0m (0)	2:03.50	28.70s	29.20s
12	SOHO HONEY RIDER	2	0.1m	10.4m (1)	0.9m (2)	2:03.51	28.02s	29.14s
1	HEARTOFAHLIA	3	4.1m	7.9m (0)	8.1m (0)	2:03.81	28.72s	28.93s
10	NASE VIRA	4	4.1m	11.5m (0)	12.0m (0)	2:03.81	28.74s	28.65s
11	BONNE AMOUR	5	8.2m	6.5m (1)	5.0m (1)	2:04.13	28.60s	29.47s
7	RELATIVELY ARMA	6	8.4m	14.6m (1)	9.2m (1)	2:04.14	28.32s	29.18s
8	WORLD SECRET	7	10.2m	19.4m (0)	17.0m (1)	2:04.28	28.54s	28.76s
6	BAZAAR PACKAGE	8	11.6m	15.4m (0)	17.2m (0)	2:04.39	28.84s	28.85s
2	IRRESISTIBLE	9	12.0m	4.2m (0)	4.2m (0)	2:04.42	28.70s	29.82s
3	SUGAR DELIGHT	10	12.4m	2.3m (1)	0.3m (1)	2:04.45	28.56s	30.13s
5	SOHO VESPER LIND	11	12.9m	23.0m (1)	13.1m (1)	2:04.49	28.00s	29.25s
9	COPY CAT QUEEN	12	15.9m	18.8m (1)	7.3m (2)	2:04.72	27.88s	29.89s

Finish Position and metres gained

First Arrow shows distance gain/loss from 2nd Qtr to 3rd Qtr, Second Arrow shows distance gain/loss from 3rd Qtr to Finish
Blue arrow indicates best gain in these quarters.



800

Visual positions in race at 2nd Quarter



400

Visual positions in race at 3rd Quarter



Powered by **PJ Harness Analyser**

Sectional Analysis Software

Not just form | Free Trial

www.facebook.com/PJHarnessRacing



RISE Digital, Harness Racing Australia nor the provider accepts any responsibility for the completeness or accuracy of any of the information contained herein, and makes no representations about its suitability for any particular purpose. Users should make their own judgements about those matters and/or seek independent advice. You assume all risks associated with use of data provided on this page

Gloucester Park Race 8 Distance 2130m

Friday, 18 October 2024


Gross Time: 2:36.10 MileRate: 1:57.90 LeadTime: 35.70s First Qtr: 31.90s Second Qtr: 30.00s Third Qtr: 28.80s Fourth Qtr: 29.70s

DATA TABLE: 800 / 400 Posi's are position from leader and (how wide the horse was at that position)

No	Horse	Plc	Mar	800 Posi	400 Posi	Time	3rd Qtr	4th Qt
1	CHACO EAGLE	1	0.0m	0.8m (0)	0.5m (0)	2:36.10	28.78s	29.66s
10	RODASI	2	1.3m	5.3m (0)	4.9m (0)	2:36.20	28.78s	29.45s
5	CHIVALRY	3	2.8m	3.1m (2)	0.0m (2)	2:36.32	28.58s	29.92s
12	FRANCO WESTERN	4	3.3m	12.0m (1)	8.8m (1)	2:36.36	28.58s	29.32s
2	HI SUGA RUSH	5	3.5m	7.8m (1)	4.7m (1)	2:36.37	28.58s	29.63s
11	NAME IN LIGHTS	6	3.8m	9.5m (0)	9.0m (0)	2:36.40	28.78s	29.34s
6	BENJI	7	4.2m	16.8m (1)	13.2m (1)	2:36.43	28.56s	29.07s
3	SISTA SAMMY	8	7.1m	0.0m (1)	0.8m (1)	2:36.65	28.86s	30.19s
7	IM SPIDERMAN	9	7.4m	13.1m (0)	12.9m (0)	2:36.68	28.80s	29.34s
9	LAMANDIER	10	7.9m	7.3m (2)	5.0m (2)	2:36.71	28.64s	29.95s
4	CHAMBRAY	11	17.4m	11.5m (2)	10.2m (2)	2:37.45	28.72s	30.31s
8	CLOUD NINE	12	28.0m	17.9m (0)	14.0m (2)	2:38.28	28.54s	30.86s

Finish Position and metres gained

First Arrow shows distance gain/loss from 2nd Qtr to 3rd Qtr, Second Arrow shows distance gain/loss from 3rd Qtr to Finish
Blue arrow indicates best gain in these quarters.



800

Visual positions in race at 2nd Quarter



400

Visual positions in race at 3rd Quarter



Sectional Analysis Software

Not just form | Free Trial

www.facebook.com/PJHarnessRacing



RISE Digital, Harness Racing Australia nor the provider accepts any responsibility for the completeness or accuracy of any of the information contained herein, and makes no representations about its suitability for any particular purpose. Users should make their own judgements about those matters and/or seek independent advice. You assume all risks associated with use of data provided on this page

Gloucester Park Race 9 Distance 2536m

Friday, 18 October 2024


Gross Time: 3:09.10 MileRate: 2:00.00 LeadTime: 71.30s First Qtr: 30.80s Second Qtr: 29.70s Third Qtr: 28.70s Fourth Qtr: 28.60s

DATA TABLE: 800 / 400 Posi's are position from leader and (how wide the horse was at that position)

NoHorse	Plc	Mar	800 Posi	400 Posi	Time	3rd Qtr	4th Qt
2 IDEAL MUSCLE	1	0.0m	0.0m (0)	0.0m (0)	3:09.10	28.70s	28.60s
4 MAXIMUM ROCK	2	0.4m	12.9m (0)	11.0m (1)	3:09.13	28.56s	27.85s
10 QUINTON	3	1.5m	4.5m (0)	4.2m (0)	3:09.21	28.68s	28.41s
7 ATLANTIC GEM	4	6.0m	8.7m (2)	5.4m (2)	3:09.55	28.46s	28.67s
8 XCEPTIONAL ARMA	5	6.6m	2.8m (1)	2.8m (1)	3:09.60	28.70s	28.89s
5 MIKIS PRIDE	6	6.7m	15.4m (1)	12.1m (0)	3:09.60	28.46s	28.24s
11 PRINCE OF PAIN	7	7.3m	9.0m (0)	8.2m (0)	3:09.65	28.64s	28.57s
3 PETES HONOUR	8	9.7m	11.2m (1)	9.6m (2)	3:09.83	28.58s	28.64s
6 JIMMY ROCKS	9	10.2m	7.0m (1)	7.1m (1)	3:09.87	28.70s	28.86s

Finish Position and metres gained

First Arrow shows distance gain/loss from 2nd Qtr to 3rd Qtr, Second Arrow shows distance gain/loss from 3rd Qtr to Finish
Blue arrow indicates best gain in these quarters.



800

Visual positions in race at 2nd Quarter



400

Visual positions in race at 3rd Quarter



Gloucester Park Race 10 Distance 2130m

Friday, 18 October 2024


Gross Time: 2:35.20 MileRate: 1:57.20 LeadTime: 36.50s First Qtr: 31.00s Second Qtr: 30.60s Third Qtr: 28.30s Fourth Qtr: 28.80s

DATA TABLE: 800 / 400 Posi's are position from leader and (how wide the horse was at that position)

No	Horse	Plc	Mar	800 Posi	400 Posi	Time	3rd Qtr	4th Qt
8	FLEUR DU MAQUIS	1	0.0m	1.7m (1)	1.4m (1)	2:35.20	28.28s	28.70s
9	INSTA GATOR	2	0.4m	10.0m (2)	0.9m (2)	2:35.23	27.66s	28.77s
6	SOHO BOLLINGER	3	2.9m	0.0m (0)	0.0m (0)	2:35.42	28.30s	29.02s
3	ILLAWONG MUSTANG	4	6.7m	4.8m (0)	4.5m (0)	2:35.71	28.28s	28.99s
1	OUR MAJOR JACK	5	10.0m	9.4m (0)	9.0m (1)	2:35.96	28.28s	28.92s
7	ROCKET CITY	6	11.6m	14.2m (2)	7.1m (2)	2:36.08	27.80s	29.17s
10	SISTER CHERIE	7	15.4m	15.6m (0)	11.3m (3)	2:36.36	28.00s	29.16s
4	GALAXY WARRIOR	8	21.8m	11.4m (1)	12.2m (0)	2:36.85	28.36s	29.59s
5	POCKETFUL OF OPALS	9	51.8m	7.4m (1)	16.7m (1)	2:39.12	28.96s	31.53s


Finish Position and metres gained

First Arrow shows distance gain/loss from 2nd Qtr to 3rd Qtr, Second Arrow shows distance gain/loss from 3rd Qtr to Finish
Blue arrow indicates best gain in these quarters.



800

Visual positions in race at 2nd Quarter



400

Visual positions in race at 3rd Quarter

Gloucester Park Race 11 Distance 1730m


Friday, 18 October 2024

Gross Time: 2:04.90 MileRate: 1:56.20 LeadTime: 7.30s First Qtr: 30.60s Second Qtr: 30.80s Third Qtr: 28.70s Fourth Qtr: 27.50s

DATA TABLE: 800 / 400 Posi's are position from leader and (how wide the horse was at that position)


No	Horse	Plc	Mar	800 Posi	400 Posi	Time	3rd Qtr	4th Qt
6	SOHO MOONRAKER	1	0.0m	0.0m (0)	0.0m (0)	2:04.90	28.70s	27.50s
5	MAJOR FREEWAY	2	10.7m	1.4m (1)	2.3m (1)	2:05.67	28.76s	28.11s
1	UNLUCKY	3	12.6m	4.5m (0)	6.0m (0)	2:05.81	28.80s	27.99s
10	ROBBIE EASTON	4	17.9m	9.0m (0)	10.6m (0)	2:06.20	28.80s	28.06s
7	TUX AND TAILS	5	18.7m	13.2m (0)	15.2m (0)	2:06.25	28.82s	27.79s
2	JILLIBY JAKE	6	19.1m	5.6m (1)	6.9m (1)	2:06.28	28.78s	28.40s
8	STRAUNY	7	27.5m	18.2m (0)	21.5m (0)	2:06.89	28.90s	27.99s
11	COVERNOTE	8	27.8m	9.5m (1)	12.3m (1)	2:06.91	28.88s	28.65s
3	BEYOND BLING	9	31.1m	14.0m (1)	17.2m (1)	2:07.15	28.90s	28.55s
9	MY LITTLE BIG MAN	10	32.3m	22.2m (0)	25.8m (0)	2:07.24	28.92s	28.04s
4	TRITRITTBANGBAN G	11	35.7m	18.1m (1)	22.7m (1)	2:07.48	28.99s	28.50s

Finish Position and metres gained



800

Visual positions in race at 2nd Quarter



400

Visual positions in race at 3rd Quarter



Sectional Analysis Software

Not just form | Free Trial

www.facebook.com/PJHarnessRacing



RISE Digital, Harness Racing Australia nor the provider accepts any responsibility for the completeness or accuracy of any of the information contained herein, and makes no representations about its suitability for any particular purpose. Users should make their own judgements about those matters and/or seek independent advice. You assume all risks associated with use of data provided on this page