

Gloucester Park Race 1 Distance 2130m

Tuesday, 24 September 2024

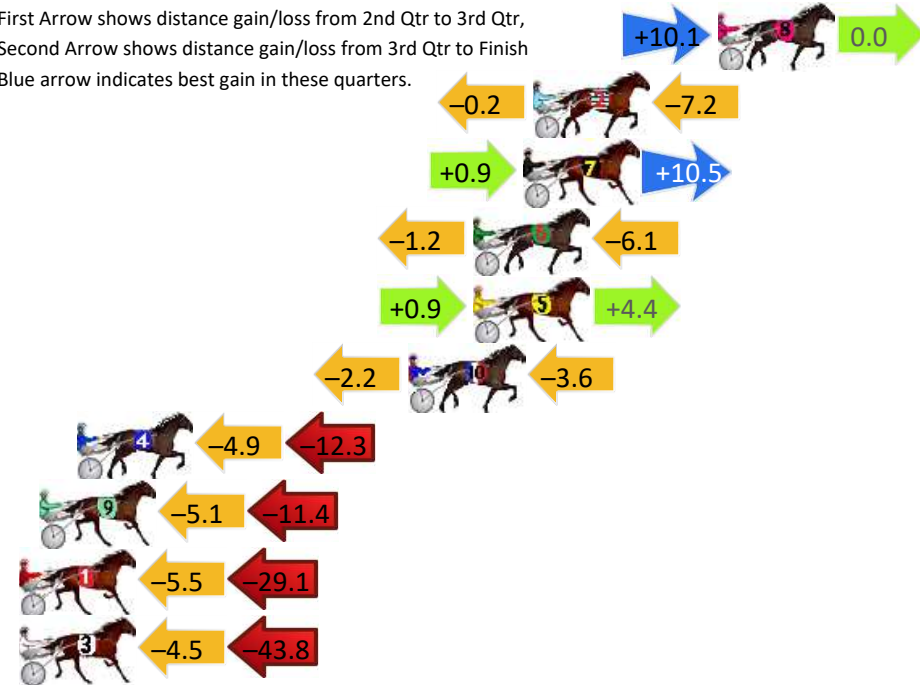
Gross Time: 2:38.20 MileRate: 1:59.50 LeadTime: 36.70s First Qtr: 31.10s Second Qtr: 30.50s Third Qtr: 29.40s Fourth Qtr: 30.50s

DATA TABLE: 800 / 400 Posi's are position from leader and (how wide the horse was at that position)

No	Horse	Plc	Mar	800 Posi	400 Posi	Time	3rd Qtr	4th Qt
8	WHEN IN VEGAS	1	0.0m	10.1m (2)	0.0m (1)	2:38.20	28.66s	30.50s
2	TRICKY TREV	2	7.4m	0.0m (0)	0.2m (0)	2:38.79	29.42s	31.07s
7	DO IT MY WAY	3	7.8m	19.2m (0)	18.3m (3)	2:38.82	29.36s	29.76s
6	EL JAYDO	4	9.8m	2.5m (1)	3.7m (1)	2:38.98	29.50s	31.00s
5	ROCKY MAGUIRE	5	9.8m	15.1m (1)	14.2m (3)	2:38.98	29.36s	30.22s
10	CANELO	6	12.4m	6.6m (1)	8.8m (1)	2:39.19	29.58s	30.83s
4	MISS MARCOPOLO	7	25.7m	8.5m (0)	13.4m (1)	2:40.25	29.78s	31.56s
9	INTO THE FUTURE	8	27.2m	10.7m (1)	15.8m (2)	2:40.37	29.80s	31.49s
1	BONPOPPY	9	38.7m	4.1m (0)	9.6m (0)	2:41.29	29.82s	32.87s
3	RAVENOUS ROMEO	10	60.9m	12.6m (0)	17.1m (0)	2:43.06	29.76s	34.09s

Finish Position and metres gained

First Arrow shows distance gain/loss from 2nd Qtr to 3rd Qtr, Second Arrow shows distance gain/loss from 3rd Qtr to Finish
Blue arrow indicates best gain in these quarters.



800

Visual positions in race at 2nd Quarter



400

Visual positions in race at 3rd Quarter




Gloucester Park Race 2 Distance 2130m

Tuesday, 24 September 2024

Gross Time: 2:40.40 MileRate: 2:01.20 LeadTime: 38.40s First Qtr: 33.10s Second Qtr: 31.60s Third Qtr: 29.30s Fourth Qtr: 28.00s

DATA TABLE: 800 / 400 Posi's are position from leader and (how wide the horse was at that position)

No	Horse	Plc	Mar	800 Posi	400 Posi	Time	3rd Qtr	4th Qt
6	LION QUEEN	1	0.0m	0.0m (0)	0.0m (0)	2:40.40	29.30s	28.00s
1	REELEM INN	2	11.9m	4.7m (0)	4.8m (0)	2:41.28	29.30s	28.54s
10	HEARTOFAHLIA	3	14.5m	9.1m (0)	9.0m (0)	2:41.47	29.28s	28.43s
5	DIAMOND WORLD	4	19.0m	13.5m (1)	5.1m (1)	2:41.80	28.68s	29.04s
8	STELLAR EDITION	5	20.4m	21.4m (1)	17.7m (0)	2:41.90	29.00s	28.24s
3	PHILTHEJUG	6	21.9m	12.9m (0)	13.8m (0)	2:42.01	29.34s	28.63s
9	MANEA	7	27.2m	26.4m (0)	29.0m (1)	2:42.40	29.44s	27.94s
4	BROOKVALEGIRL	8	32.7m	4.4m (1)	9.0m (1)	2:42.81	29.62s	29.76s
2	AMARETTO ANGEL	9	33.8m	9.3m (1)	10.5m (2)	2:42.89	29.36s	29.74s
7	STATE MY CASE	10	38.3m	17.6m (1)	14.7m (1)	2:43.22	29.06s	29.78s
12	VYBRANT	11	45.2m	22.0m (0)	27.8m (0)	2:43.73	29.68s	29.35s
11	CONTROL QUEEN	12	46.1m	17.6m (0)	23.0m (0)	2:43.79	29.66s	29.75s



800

Visual positions in race at 2nd Quarter



400

Visual positions in race at 3rd Quarter



Gloucester Park Race 3 Distance 2130m

Tuesday, 24 September 2024


Gross Time: 2:39.10 MileRate: 2:00.20 LeadTime: 37.90s First Qtr: 31.50s Second Qtr: 30.60s Third Qtr: 29.40s Fourth Qtr: 29.70s

DATA TABLE: 800 / 400 Posi's are position from leader and (how wide the horse was at that position)

No	Horse	Plc	Mar	800 Posi	400 Posi	Time	3rd Qtr	4th Qt
6	UNLUCKY	1	0.0m	2.7m (1)	1.7m (1)	2:39.10	29.32s	29.58s
12	ISLAND TEE REX	2	2.1m	19.8m (1)	6.9m (2)	2:39.26	28.45s	29.36s
1	JILLIBY JAKE	3	3.8m	0.0m (0)	0.0m (0)	2:39.40	29.40s	30.00s
4	ALFREDI	4	4.7m	6.9m (1)	5.5m (1)	2:39.47	29.30s	29.66s
10	BEALAWYER	5	6.4m	4.1m (0)	4.4m (0)	2:39.60	29.42s	29.88s
11	COHLIN	6	11.9m	8.2m (0)	8.2m (0)	2:40.03	29.40s	30.03s
3	LUCIENNE	7	13.8m	12.5m (0)	12.5m (0)	2:40.17	29.41s	29.85s
5	RISING SPIRIT	8	15.3m	15.9m (1)	15.0m (1)	2:40.29	29.34s	29.79s
7	OURFIRSTIMPRESSIO N	9	17.7m	16.4m (0)	16.6m (0)	2:40.48	29.42s	29.86s
9	JACK MANNIX	10	22.1m	20.8m (0)	22.9m (0)	2:40.82	29.56s	29.74s
2	THE BATMOBILE	11	25.1m	11.5m (1)	10.7m (1)	2:41.05	29.34s	30.87s
8	SISTER ACT	12	56.6m	31.5m (0)	37.6m (0)	2:43.51	29.86s	31.35s

Finish Position and metres gained

First Arrow shows distance gain/loss from 2nd Qtr to 3rd Qtr,
Second Arrow shows distance gain/loss from 3rd Qtr to Finish
Blue arrow indicates best gain in these quarters.



800

Visual positions in race at 2nd Quarter



400

Visual positions in race at 3rd Quarter



Sectional Analysis Software

Not just form | Free Trial

www.facebook.com/PJHarnessRacing



RISE Digital, Harness Racing Australia nor the provider accepts any responsibility for the completeness or accuracy of any of the information contained herein, and makes no representations about its suitability for any particular purpose. Users should make their own judgements about those matters and/or seek independent advice. You assume all risks associated with use of data provided on this page

Gloucester Park Race 4 Distance 2130m

Tuesday, 24 September 2024

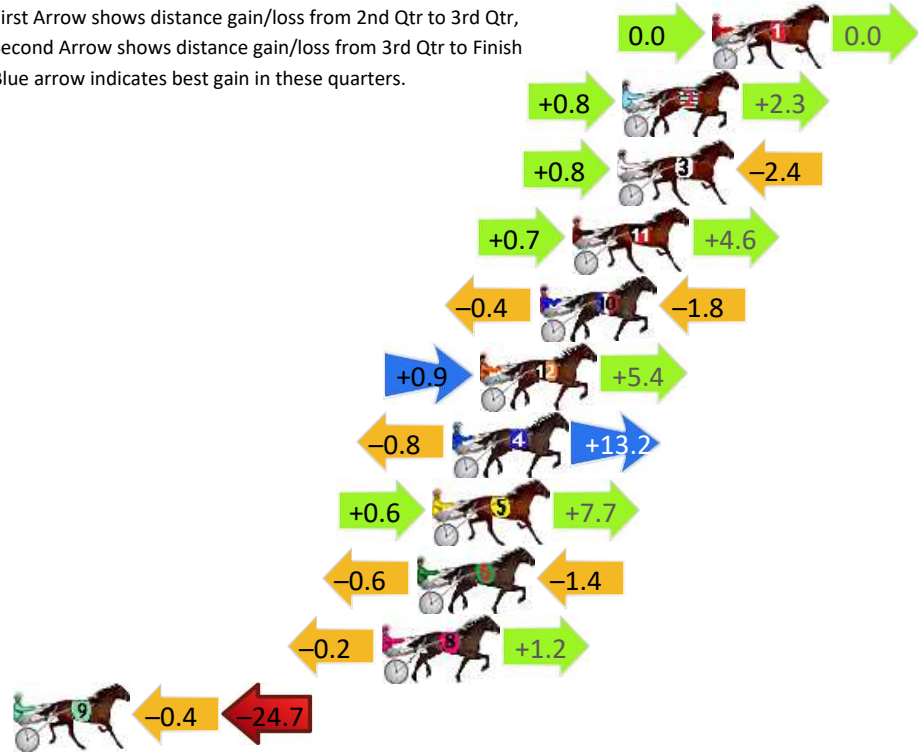
Gross Time: 2:39.40 MileRate: 2:00.40 LeadTime: 39.50s First Qtr: 31.90s Second Qtr: 30.80s Third Qtr: 28.90s Fourth Qtr: 28.30s

DATA TABLE: 800 / 400 Posi's are position from leader and (how wide the horse was at that position)

No	Horse	Plc	Mar	800 Posi	400 Posi	Time	3rd Qtr	4th Qt
1	HEZ SAM	1	0.0m	0.0m (0)	0.0m (0)	2:39.40	28.90s	28.30s
2	MAJOR JAY	2	3.6m	6.7m (1)	5.9m (1)	2:39.67	28.84s	28.15s
3	BLACKROCK	3	3.8m	2.2m (1)	1.4m (1)	2:39.68	28.84s	28.48s
11	SUGAR APPLE	4	5.6m	10.9m (1)	10.2m (1)	2:39.82	28.84s	27.99s
10	KOLISI	5	6.9m	4.7m (0)	5.1m (0)	2:39.91	28.92s	28.45s
12	ROBBIE EASTON	6	9.3m	15.6m (1)	14.7m (1)	2:40.09	28.82s	27.95s
4	CHILLIN	7	10.4m	22.8m (0)	23.6m (0)	2:40.17	28.94s	27.39s
5	STRAUNY	8	11.2m	19.5m (1)	18.9m (1)	2:40.23	28.84s	27.79s
6	BEYOND BLING	9	11.8m	9.8m (0)	10.4m (0)	2:40.28	28.94s	28.44s
8	JOE WITH THE FLOW	10	13.2m	14.2m (0)	14.4m (0)	2:40.38	28.90s	28.26s
9	THE KRAKEN	11	43.8m	18.7m (0)	19.1m (0)	2:42.66	28.92s	30.20s

Finish Position and metres gained

First Arrow shows distance gain/loss from 2nd Qtr to 3rd Qtr,
Second Arrow shows distance gain/loss from 3rd Qtr to Finish
Blue arrow indicates best gain in these quarters.



800

Visual positions in race at 2nd Quarter



400

Visual positions in race at 3rd Quarter



Sectional Analysis Software
Not just form | Free Trial



RISE Digital, Harness Racing Australia nor the provider accepts any responsibility for the completeness or accuracy of any of the information contained herein, and makes no representations about its suitability for any particular purpose. Users should make their own judgements about those matters and/or seek independent advice. You assume all risks associated with use of data provided on this page

www.facebook.com/PJHarnessRacing

Gloucester Park Race 5 Distance 2130m



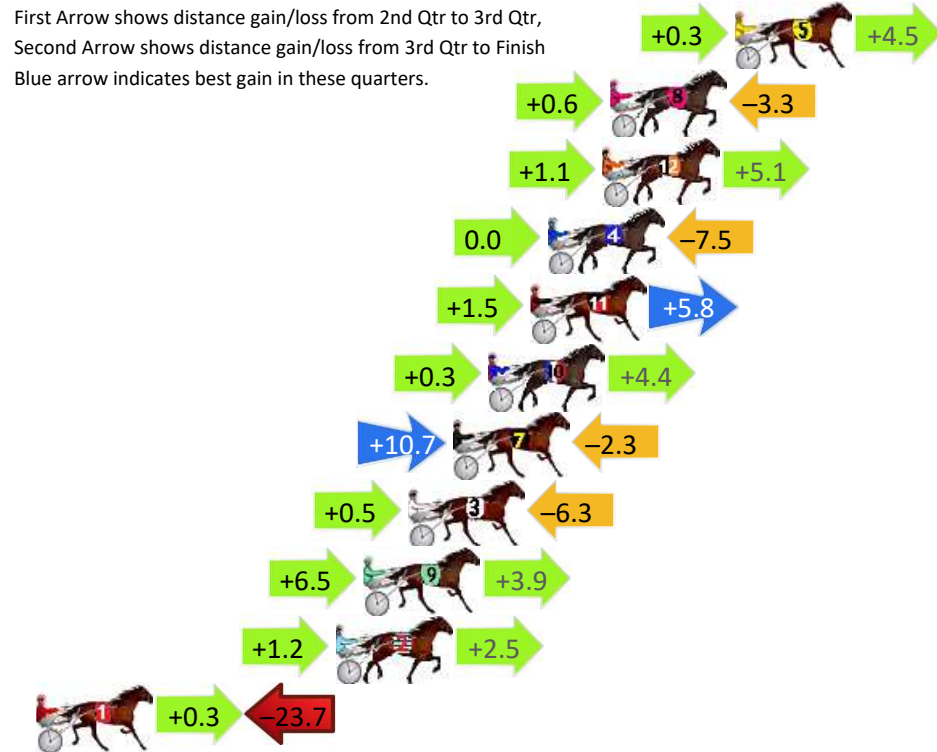
Tuesday, 24 September 2024

Gross Time: 2:40.00 MileRate: 2:00.90 LeadTime: 37.80s First Qtr: 33.00s Second Qtr: 31.70s Third Qtr: 28.60s Fourth Qtr: 28.90s

DATA TABLE: 800 / 400 Posi's are position from leader and (how wide the horse was at that position)

No	Horse	Plc	Mar	800 Posi	400 Posi	Time	3rd Qtr	4th Qt
5	SPUDMEISTER	1	0.0m	4.8m (0)	4.5m (0)	2:40.00	28.58s	28.58s
8	KEAYANG JIGSAW	2	5.0m	2.3m (1)	1.7m (1)	2:40.38	28.56s	29.16s
12	KARAOKE STAR	3	5.3m	11.5m (1)	10.4m (1)	2:40.40	28.52s	28.56s
4	HEZ SPECIAL	4	7.5m	0.0m (0)	0.0m (0)	2:40.57	28.60s	29.47s
11	YOUR GRACE	5	8.2m	15.5m (1)	14.0m (1)	2:40.62	28.50s	28.52s
10	JUST ALL STYLE	6	9.9m	14.6m (0)	14.3m (0)	2:40.75	28.58s	28.63s
7	BALINGUP BOY	7	11.3m	19.7m (1)	9.0m (2)	2:40.86	27.84s	29.11s
3	THIS TIME JACKO	8	13.1m	7.3m (1)	6.8m (1)	2:40.99	28.56s	29.41s
9	TRUNKEY MON STAR	9	14.9m	25.3m (0)	18.8m (1)	2:41.13	28.14s	28.69s
2	INEEDA DRINK	10	16.0m	19.7m (0)	18.5m (0)	2:41.21	28.52s	28.79s
1	SUB MARINER	11	32.7m	9.3m (0)	9.0m (0)	2:42.48	28.58s	30.74s

Finish Position and metres gained



Gloucester Park Race 6 Distance 2536m

Tuesday, 24 September 2024

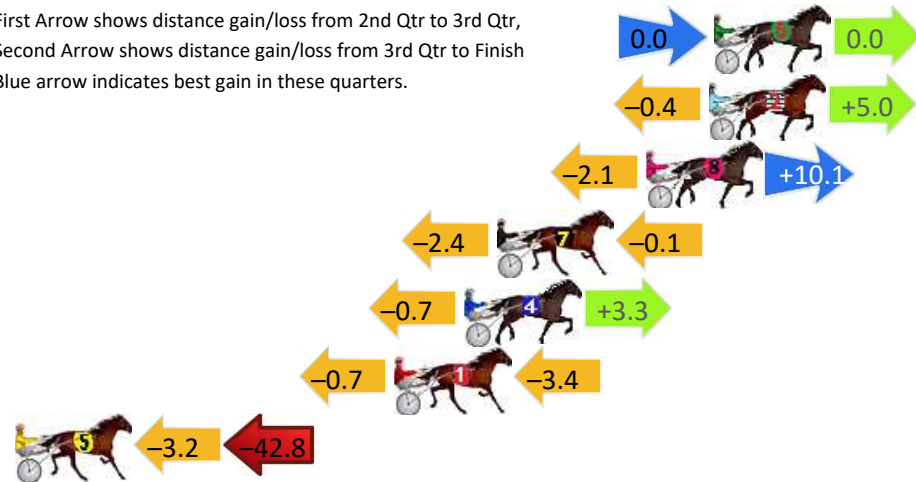
Gross Time: 3:08.90 MileRate: 1:59.90 LeadTime: 69.50s First Qtr: 30.80s Second Qtr: 30.20s Third Qtr: 28.70s Fourth Qtr: 29.70s

DATA TABLE: 800 / 400 Posi's are position from leader and (how wide the horse was at that position)

No	Horse	Plc	Mar	800 Posi	400 Posi	Time	3rd Qtr	4th Qt
6	RODASI	1	0.0m	0.0m (0)	0.0m (0)	3:08.90	28.70s	29.70s
2	MAJOR OVERS	2	0.2m	4.8m (0)	5.2m (0)	3:08.92	28.74s	29.34s
8	CAMS BOULDER	3	2.7m	10.7m (1)	12.8m (2)	3:09.11	28.87s	28.98s
7	BALTIC ACE	4	8.7m	6.2m (1)	8.6m (2)	3:09.58	28.88s	29.75s
4	TRITTRITTBANGBAN G	5	10.0m	12.6m (0)	13.3m (1)	3:09.68	28.76s	29.52s
1	MAKE IT QUICK	6	12.8m	8.7m (0)	9.4m (0)	3:09.90	28.76s	30.02s
5	SONIC CHIP	7	48.3m	2.3m (1)	5.5m (1)	3:12.66	28.94s	33.06s

Finish Position and metres gained

First Arrow shows distance gain/loss from 2nd Qtr to 3rd Qtr,
Second Arrow shows distance gain/loss from 3rd Qtr to Finish
Blue arrow indicates best gain in these quarters.



8
0
0

Visual positions in race at 2nd Quarter



4
0
0

Visual positions in race at 3rd Quarter



Gloucester Park Race 7 Distance 2536m

Tuesday, 24 September 2024

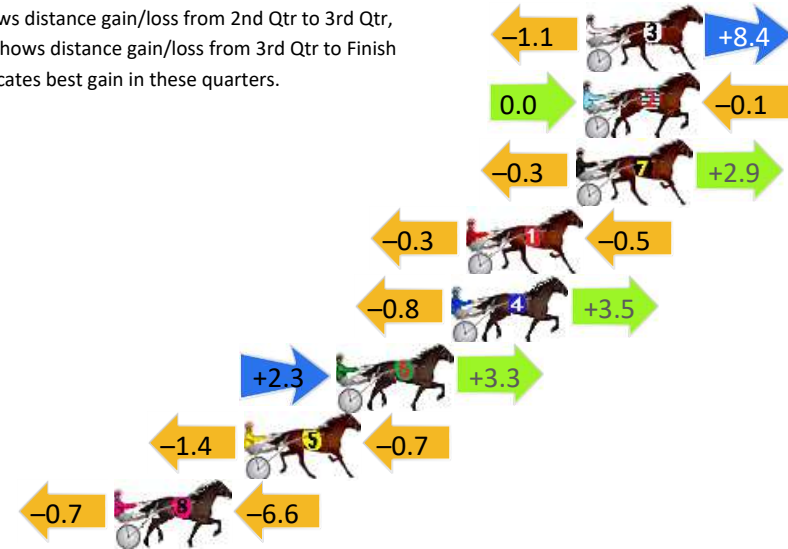
Gross Time: 3:13.10 MileRate: 2:02.60 LeadTime: 72.40s First Qtr: 31.00s Second Qtr: 30.30s Third Qtr: 29.90s Fourth Qtr: 29.50s

DATA TABLE: 800 / 400 Posi's are position from leader and (how wide the horse was at that position)

No	Horse	Plc	Mar	800 Posi	400 Posi	Time	3rd Qtr	4th Qt
3	HENWOOD BAY	1	0.0m	7.3m (1)	8.4m (1)	3:13.10	29.98s	28.88s
2	SOHO GIGOLO	2	0.1m	0.0m (0)	0.0m (0)	3:13.11	29.90s	29.51s
7	HENGHENG	3	0.4m	3.0m (1)	3.3m (1)	3:13.13	29.92s	29.29s
1	STELLA MAJOR	4	4.8m	4.0m (0)	4.3m (0)	3:13.47	29.92s	29.55s
4	ZUEDE	5	5.4m	8.1m (0)	8.9m (0)	3:13.52	29.96s	29.26s
6	RAMBO RABBIT	6	10.0m	15.6m (0)	13.3m (0)	3:13.87	29.72s	29.29s
5	FIREPLAY	7	13.7m	11.6m (0)	13.0m (1)	3:14.16	30.00s	29.60s
8	ONE FOR DAVE ANDME	8	18.9m	11.6m (1)	12.3m (2)	3:14.56	29.94s	30.06s

Finish Position and metres gained

First Arrow shows distance gain/loss from 2nd Qtr to 3rd Qtr, Second Arrow shows distance gain/loss from 3rd Qtr to Finish
Blue arrow indicates best gain in these quarters.



8
0
0

Visual positions in race at 2nd Quarter



4
0
0

Visual positions in race at 3rd Quarter



Gloucester Park Race 8 Distance 2130m

Tuesday, 24 September 2024


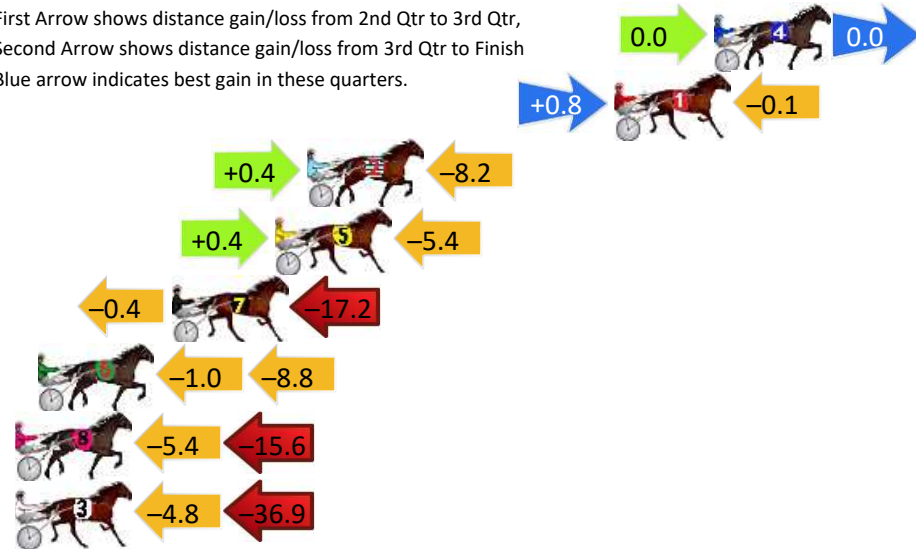
Gross Time: 2:36.30 MileRate: 1:58.10 LeadTime: 38.00s First Qtr: 30.50s Second Qtr: 29.80s Third Qtr: 29.30s Fourth Qtr: 28.70s

DATA TABLE: 800 / 400 Posi's are position from leader and (how wide the horse was at that position)

NoHorse	Plc	Mar	800 Posi	400 Posi	Time	3rd Qtr	4th Qt
4 EYE BETTER	1	0.0m	0.0m (0)	0.0m (0)	2:36.30	29.30s	28.70s
1 AMERICAN MONARCH	2	4.0m	4.7m (0)	3.9m (0)	2:36.60	29.24s	28.72s
2 ROCKIN THE TREND	3	16.3m	8.5m (0)	8.1m (0)	2:37.53	29.26s	29.35s
5 FOLLOW MY STRIDE	4	17.6m	12.6m (0)	12.2m (0)	2:37.63	29.26s	29.15s
7 ROCKNROLL SLOY	5	21.7m	4.1m (1)	4.5m (1)	2:37.94	29.32s	30.01s
6 MONTEGO	6	27.1m	17.3m (0)	18.3m (0)	2:38.34	29.36s	29.42s
8 IMAHERO	7	33.9m	12.9m (1)	18.3m (1)	2:38.85	29.68s	29.93s
3 ELLIEGOZOOM	8	50.5m	8.8m (1)	13.6m (1)	2:40.11	29.64s	31.52s

Finish Position and metres gained

First Arrow shows distance gain/loss from 2nd Qtr to 3rd Qtr, Second Arrow shows distance gain/loss from 3rd Qtr to Finish Blue arrow indicates best gain in these quarters.



8
0
0

Visual positions in race at 2nd Quarter



4
0
0

Visual positions in race at 3rd Quarter

