

Gloucester Park Race 1 Distance 2536m

Monday, 22 July 2024


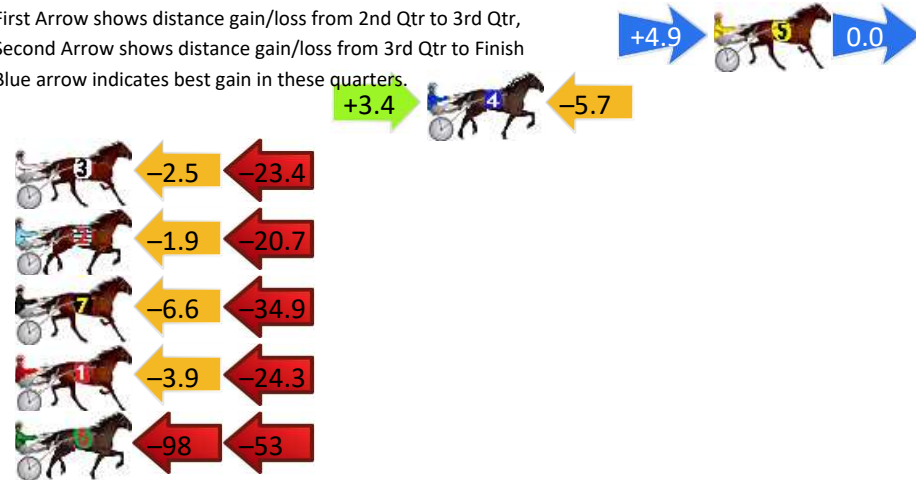
Gross Time: 3:14.80 MileRate: 2:03.60 LeadTime: 71.70s First Qtr: 32.20s Second Qtr: 29.90s Third Qtr: 30.20s Fourth Qtr: 30.80s

DATA TABLE: 800 / 400 Posi's are position from leader and (how wide the horse was at that position)


No	Horse	Plc	Mar	800 Posi	400 Posi	Time	3rd Qtr	4th Qt
5	NICKYS SON	1	0.0m	4.9m (2)	0.0m (0)	3:14.80	29.84s	30.80s
4	DREAMBIGAIMHIGH	2	11.5m	9.2m (2)	5.8m (2)	3:15.73	29.96s	31.29s
3	SELLUNE	3	32.1m	6.2m (1)	8.7m (1)	3:17.39	30.40s	32.73s
2	MRIYA DREAM	4	32.6m	10.0m (1)	11.9m (0)	3:17.43	30.36s	32.53s
7	KYVALLEY CLICHY	5	41.5m	0.0m (0)	6.6m (0)	3:18.14	30.70s	33.65s
1	THE BEAT	6	43.0m	14.8m (0)	18.7m (0)	3:18.26	30.52s	32.85s
6	ALDEBARAN SUNDOWN	7	156.5m	6.5m (0)	103.9m (0)	3:27.41	37.60s	35.53s

Finish Position and metres gained

First Arrow shows distance gain/loss from 2nd Qtr to 3rd Qtr, Second Arrow shows distance gain/loss from 3rd Qtr to Finish
Blue arrow indicates best gain in these quarters.



Visual positions in race at 2nd Quarter



Visual positions in race at 3rd Quarter



Gloucester Park Race 2 Distance 2503m

Monday, 22 July 2024



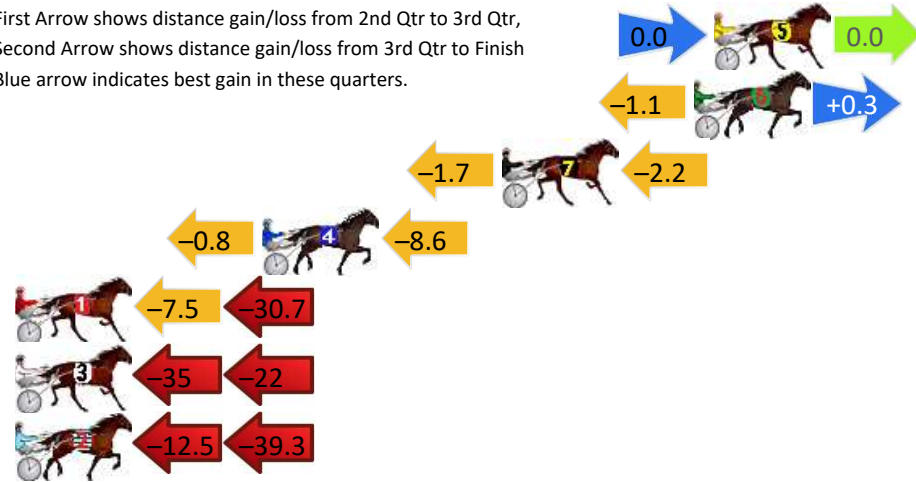
Gross Time: 3:17.40 MileRate: 2:06.40 LeadTime: 76.60s First Qtr: 31.40s Second Qtr: 30.00s Third Qtr: 29.60s Fourth Qtr: 29.80s

DATA TABLE: 800 / 400 Posi's are position from leader and (how wide the horse was at that position)

No	Horse	Plc	Mar	800 Posi	400 Posi	Time	3rd Qtr	4th Qt
5	UPTOWN LAD	1	0.0m	0.0m (0)	0.0m (0)	3:17.40	29.60s	29.80s
6	STAY FOCUSED	2	0.8m	0.0m (1)	1.1m (1)	3:17.46	29.68s	29.78s
7	LINE THE STARZZZ	3	8.5m	4.6m (1)	6.3m (1)	3:18.06	29.72s	30.00s
4	ELISH STAR	4	18.1m	8.7m (1)	9.5m (0)	3:18.81	29.66s	30.51s
1	TAIMATE ANGUS	5	48.3m	10.1m (0)	17.6m (0)	3:21.17	30.16s	32.27s
3	ABUNDANCE	6	60.5m	4.6m (0)	39.0m (0)	3:22.12	32.14s	31.64s
2	CHUMANI	7	116.2m	64.4m (0)	76.9m (0)	3:26.47	30.54s	33.19s

Finish Position and metres gained

First Arrow shows distance gain/loss from 2nd Qtr to 3rd Qtr, Second Arrow shows distance gain/loss from 3rd Qtr to Finish
Blue arrow indicates best gain in these quarters.



Gloucester Park Race 3 Distance 1730m

Monday, 22 July 2024

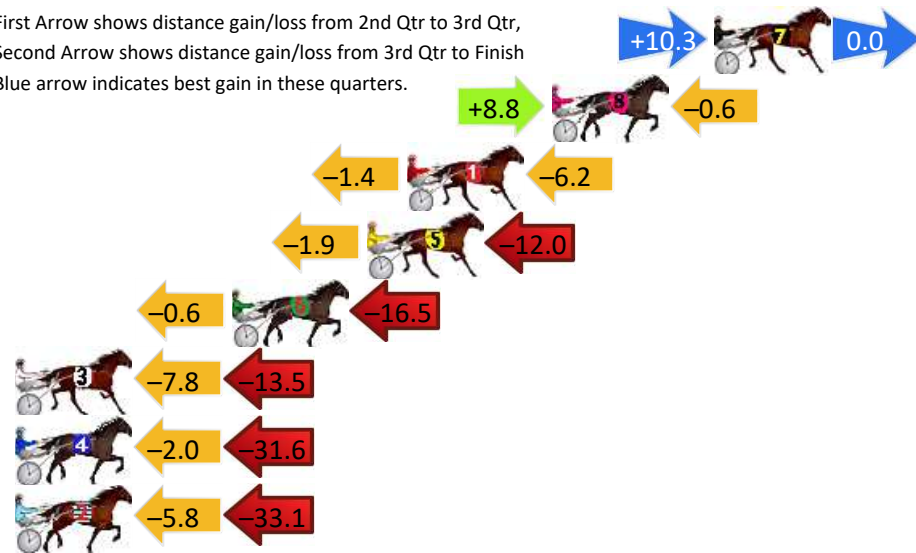
Gross Time: 2:06.00 MileRate: 1:57.20 LeadTime: 7.60s First Qtr: 29.20s Second Qtr: 31.60s Third Qtr: 29.00s Fourth Qtr: 28.60s

DATA TABLE: 800 / 400 Posi's are position from leader and (how wide the horse was at that position)

No	Horse	Plc	Mar	800 Posi	400 Posi	Time	3rd Qtr	4th Qt
7	CAPTAINSHAVTIME	1	0.0m	10.3m (1)	0.0m (2)	2:06.00	28.26s	28.60s
8	BULL SHARK BETTY	2	6.5m	14.7m (1)	5.9m (2)	2:06.49	28.36s	28.67s
1	SWIFTIE	3	12.3m	4.7m (0)	6.1m (0)	2:06.92	29.10s	29.09s
5	RUBY LOVERA	4	13.9m	0.0m (0)	1.9m (0)	2:07.04	29.14s	29.51s
6	WINTER WONDER	5	19.3m	2.2m (1)	2.8m (1)	2:07.45	29.04s	29.85s
3	OUR RICH CARGO	6	35.2m	13.9m (0)	21.7m (0)	2:08.64	29.56s	29.69s
4	CIGANDA	7	40.0m	6.4m (1)	8.4m (1)	2:09.00	29.14s	31.01s
2	LUNAR MISS	8	48.1m	9.2m (0)	15.0m (0)	2:09.61	29.42s	31.14s

Finish Position and metres gained

First Arrow shows distance gain/loss from 2nd Qtr to 3rd Qtr, Second Arrow shows distance gain/loss from 3rd Qtr to Finish
Blue arrow indicates best gain in these quarters.



8
0
0

Visual positions in race at 2nd Quarter



4
0
0

Visual positions in race at 3rd Quarter



Gloucester Park Race 4 Distance 1730m

Monday, 22 July 2024


Gross Time: 2:08.90 MileRate: 1:59.90 LeadTime: 7.90s First Qtr: 30.10s Second Qtr: 32.20s Third Qtr: 30.70s Fourth Qtr: 28.00s

DATA TABLE: 800 / 400 Posi's are position from leader and (how wide the horse was at that position)

NoHorse	Plc	Mar	800 Posi	400 Posi	Time	3rd Qtr	4th Qt
4 SOHO SKYFALL	1	0.0m	1.6m (1)	0.0m (1)	2:08.90	30.58s	28.00s
7 JIMMY ROCKS	2	7.6m	9.4m (2)	5.7m (2)	2:09.46	30.40s	28.14s
1 INFINITE MERIT	3	10.3m	0.0m (0)	1.9m (0)	2:09.66	30.84s	28.62s
11 MIKI MADE MONTY	4	12.8m	9.4m (1)	9.1m (1)	2:09.84	30.64s	28.28s
2 FUNKY MUSIC	5	13.3m	5.5m (1)	4.1m (1)	2:09.88	30.58s	28.68s
10 MAXIMUM ROCK	6	14.3m	4.2m (0)	6.3m (0)	2:09.95	30.84s	28.59s
5 BLACKSAMURAI	7	14.5m	5.8m (2)	2.0m (2)	2:09.97	30.40s	28.93s
12 VINNIES STAR	8	15.9m	7.9m (0)	10.7m (0)	2:10.07	30.88s	28.39s
8 ITSOKTOBEGREY	9	20.7m	12.1m (0)	16.2m (0)	2:10.42	30.96s	28.35s
6 GOGGINS	10	21.3m	13.4m (1)	9.9m (2)	2:10.47	30.40s	28.85s

Finish Position and metres gained

First Arrow shows distance gain/loss from 2nd Qtr to 3rd Qtr, Second Arrow shows distance gain/loss from 3rd Qtr to Finish
Blue arrow indicates best gain in these quarters.



800

Visual positions in race at 2nd Quarter



400

Visual positions in race at 3rd Quarter



Gloucester Park Race 5 Distance 2130m

Monday, 22 July 2024

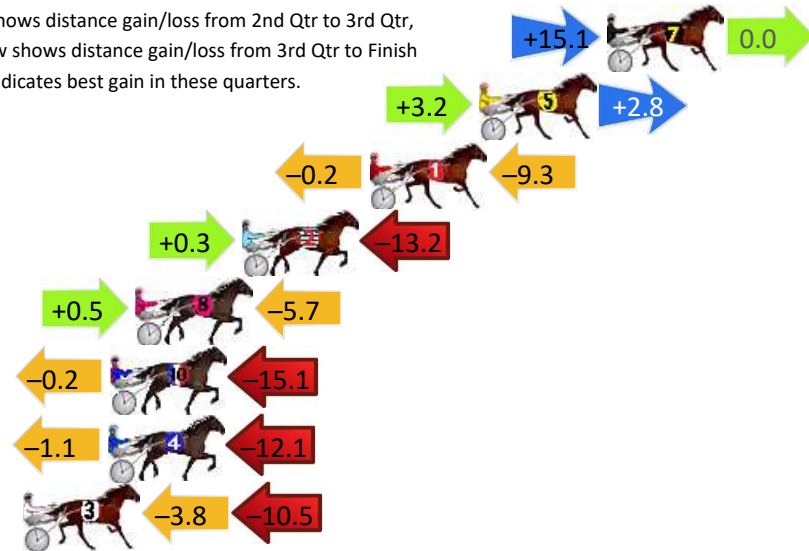
Gross Time: 2:36.10 MileRate: 1:57.90 LeadTime: 37.40s First Qtr: 31.50s Second Qtr: 30.20s Third Qtr: 28.30s Fourth Qtr: 28.70s

DATA TABLE: 800 / 400 Posi's are position from leader and (how wide the horse was at that position)

No	Horse	Plc	Mar	800 Posi	400 Posi	Time	3rd Qtr	4th Qt
7	LOUIE DIOR	1	0.0m	15.1m (1)	0.0m (2)	2:36.10	27.24s	28.70s
5	MARBEECHSAM	2	5.1m	11.1m (1)	7.9m (2)	2:36.48	28.08s	28.52s
1	ARTFUL MIKI	3	9.5m	0.0m (0)	0.2m (0)	2:36.82	28.32s	29.40s
2	GREVIS	4	14.6m	1.7m (1)	1.4m (1)	2:37.20	28.28s	29.70s
8	REG LAWSON	5	18.9m	13.7m (0)	13.2m (1)	2:37.52	28.28s	29.19s
10	HAPPICHAPPI	6	19.9m	4.6m (0)	4.8m (0)	2:37.60	28.32s	29.86s
4	RESOLUTION	7	20.0m	6.8m (1)	7.9m (1)	2:37.61	28.38s	29.65s
3	TORREVEAN VELOCE	8	23.4m	9.1m (0)	12.9m (0)	2:37.86	28.58s	29.55s

Finish Position and metres gained

First Arrow shows distance gain/loss from 2nd Qtr to 3rd Qtr,
Second Arrow shows distance gain/loss from 3rd Qtr to Finish
Blue arrow indicates best gain in these quarters.



8
0
0

Visual positions in race at 2nd Quarter



4
0
0

Visual positions in race at 3rd Quarter

Gloucester Park Race 6 Distance 2130m


Monday, 22 July 2024

Gross Time: 2:37.60 MileRate: 1:59.10 LeadTime: 37.80s First Qtr: 30.80s Second Qtr: 30.30s Third Qtr: 29.00s Fourth Qtr: 29.70s

DATA TABLE: 800 / 400 Posi's are position from leader and (how wide the horse was at that position)

No	Horse	Plc	Mar	800 Posi	400 Posi	Time	3rd Qtr	4th Qt
6	SECRET REACTION	1	0.0m	14.2m (1)	15.4m (1)	2:37.60	29.10s	28.58s
3	ADORE ME SOME MORE	2	4.7m	5.8m (1)	6.4m (2)	2:37.97	29.04s	29.60s
4	TIGER LOU	3	5.8m	2.0m (1)	3.1m (1)	2:38.05	29.08s	29.93s
9	JACKIE DANIELS	4	8.3m	18.0m (1)	19.2m (1)	2:38.25	29.10s	28.94s
2	ARTISTIC SCRIBE	5	8.3m	0.0m (0)	0.0m (0)	2:38.25	29.00s	30.35s
12	ROSIES LAST ATTACK	6	8.7m	10.3m (1)	10.7m (1)	2:38.28	29.04s	29.60s
10	JILL MACH	7	9.4m	8.6m (0)	9.6m (0)	2:38.33	29.08s	29.73s
1	JOLTED CHARM	8	11.2m	4.4m (0)	5.2m (0)	2:38.47	29.06s	30.19s
7	SHEHADI	9	14.6m	18.6m (0)	24.7m (1)	2:38.74	29.46s	29.04s
5	FOLLOW MY STRIDE	10	19.4m	22.5m (0)	32.1m (1)	2:39.11	29.72s	28.87s
11	HALF KIDDING	11	68.8m	13.9m (0)	28.8m (0)	2:42.96	30.10s	32.96s

Finish Position and metres gained



800

Visual positions in race at 2nd Quarter



400

Visual positions in race at 3rd Quarter



Sectional Analysis Software
Not just form | Free Trial



RISE Digital, Harness Racing Australia nor the provider accepts any responsibility for the completeness or accuracy of any of the information contained herein, and makes no representations about its suitability for any particular purpose. Users should make their own judgements about those matters and/or seek independent advice. You assume all risks associated with use of data provided on this page

www.facebook.com/PJHarnessRacing

Gloucester Park Race 7 Distance 2130m

Monday, 22 July 2024


Gross Time: 2:37.00 MileRate: 1:58.60 LeadTime: 37.10s First Qtr: 31.00s Second Qtr: 29.80s Third Qtr: 29.40s Fourth Qtr: 29.70s

DATA TABLE: 800 / 400 Posi's are position from leader and (how wide the horse was at that position)

No	Horse	Plc	Mar	800 Posi	400 Posi	Time	3rd Qtr	4th Qt
4	LUKE ATTACK	1	0.0m	7.4m (1)	1.6m (2)	2:37.00	28.97s	29.59s
11	CALLMEWHATUWAN T	2	0.4m	18.6m (2)	5.2m (3)	2:37.03	28.42s	29.35s
12	NAME IN LIGHTS	3	0.4m	4.4m (0)	4.9m (0)	2:37.03	29.44s	29.37s
6	RODASI	4	4.5m	3.3m (1)	2.5m (1)	2:37.35	29.34s	29.87s
9	TRIROYALE BRIGADE	5	6.4m	17.2m (1)	13.7m (2)	2:37.50	29.14s	29.19s
1	LORD PUBLISHER	6	17.2m	0.0m (0)	0.0m (0)	2:38.34	29.40s	31.04s
7	HARLEY ZEST	7	18.7m	12.9m (1)	12.3m (1)	2:38.46	29.36s	30.25s
2	TEPELO STAR	8	20.8m	21.6m (0)	20.8m (2)	2:38.62	29.34s	29.79s
8	COHLIN	9	21.1m	26.8m (0)	26.1m (1)	2:38.64	29.36s	29.42s
5	GOTA GOOD WARHOL	10	22.9m	17.5m (0)	20.7m (1)	2:38.78	29.64s	29.96s
10	THE FALCON PRINCE	11	40.5m	13.1m (0)	21.2m (0)	2:40.15	30.00s	31.29s

Finish Position and metres gained

First Arrow shows distance gain/loss from 2nd Qtr to 3rd Qtr, Second Arrow shows distance gain/loss from 3rd Qtr to Finish
Blue arrow indicates best gain in these quarters.



800

Visual positions in race at 2nd Quarter



400

Visual positions in race at 3rd Quarter



Gloucester Park Race 8 Distance 2130m

Monday, 22 July 2024


Gross Time: 2:37.00 MileRate: 1:58.60 LeadTime: 36.70s First Qtr: 31.00s Second Qtr: 30.80s Third Qtr: 29.00s Fourth Qtr: 29.50s

DATA TABLE: 800 / 400 Posi's are position from leader and (how wide the horse was at that position)

No	Horse	Plc	Mar	800 Posi	400 Posi	Time	3rd Qtr	4th Qt
2	ELWADDELL	1	0.0m	0.0m (0)	0.0m (0)	2:37.00	29.00s	29.50s
9	RASCAL	2	2.5m	0.0m (1)	2.2m (1)	2:37.19	29.16s	29.53s
12	GEE SMITH	3	3.8m	8.1m (2)	7.5m (3)	2:37.29	28.97s	29.25s
8	AMERICAN BULLITT	4	5.0m	19.2m (1)	13.3m (2)	2:37.39	28.58s	28.92s
5	BEYOND BLING	5	12.0m	12.8m (0)	16.2m (0)	2:37.93	29.26s	29.25s
1	TORREVEAN AMY	6	14.0m	4.2m (0)	5.2m (0)	2:38.08	29.08s	30.20s
11	TORPEDO ROCK	7	14.2m	4.2m (2)	7.2m (2)	2:38.10	29.22s	30.07s
3	PACIFIC EAGLE	8	16.4m	17.2m (0)	20.9m (0)	2:38.27	29.28s	29.25s
10	HERE COMES SHARKIE	9	19.3m	8.3m (0)	11.6m (0)	2:38.49	29.24s	30.15s
4	CHAMPAGNE STYLE	10	19.5m	13.3m (1)	17.1m (1)	2:38.51	29.28s	29.77s
7	TUBBS FARQUHAR	11	20.9m	21.1m (0)	25.6m (0)	2:38.62	29.34s	29.26s
6	LITTLE BITOF FUN	12	24.8m	4.2m (1)	12.7m (1)	2:38.92	29.62s	30.50s

Finish Position and metres gained

First Arrow shows distance gain/loss from 2nd Qtr to 3rd Qtr, Second Arrow shows distance gain/loss from 3rd Qtr to Finish
Blue arrow indicates best gain in these quarters.



800

Visual positions in race at 2nd Quarter



400

Visual positions in race at 3rd Quarter



Gloucester Park Race 9 Distance 2130m

Monday, 22 July 2024


Gross Time: 2:39.30 MileRate: 2:00.30 LeadTime: 37.50s First Qtr: 30.80s Second Qtr: 31.80s Third Qtr: 29.30s Fourth Qtr: 29.90s

DATA TABLE: 800 / 400 Posi's are position from leader and (how wide the horse was at that position)

No	Horse	Plc	Mar	800 Posi	400 Posi	Time	3rd Qtr	4th Qt
3	SISTER ACT	1	0.0m	6.6m (2)	5.1m (2)	2:39.30	29.20s	29.52s
11	JILLIBY JAKE	2	0.5m	1.9m (2)	0.0m (2)	2:39.34	29.16s	29.94s
7	WALSH	3	2.3m	16.8m (1)	9.8m (2)	2:39.48	28.80s	29.36s
8	SIDSTREPO	4	5.3m	11.8m (2)	0.8m (1)	2:39.72	28.50s	30.26s
10	UNLUCKY	5	8.0m	5.0m (0)	5.4m (1)	2:39.93	29.33s	30.13s
12	DOCTOR STEVE	6	10.2m	9.3m (0)	9.5m (1)	2:40.10	29.32s	30.00s
1	TRITRITTBANGBAN G	7	10.6m	0.0m (0)	1.3m (0)	2:40.13	29.39s	30.64s
6	ZUEDE	8	10.7m	14.3m (0)	12.2m (0)	2:40.14	29.15s	29.84s
2	IDEAL WHITBY	9	11.1m	8.5m (1)	13.8m (2)	2:40.17	29.70s	29.75s
9	ELLIEGOZOOM	10	20.2m	23.6m (0)	30.6m (0)	2:40.88	29.83s	29.23s
5	MINNENOOKA	11	65.7m	18.4m (0)	25.2m (0)	2:44.45	29.81s	33.19s
4	GEARSINAWHIRL	12	83.9m	4.7m (1)	22.0m (1)	2:45.87	30.58s	34.86s

Finish Position and metres gained

First Arrow shows distance gain/loss from 2nd Qtr to 3rd Qtr, Second Arrow shows distance gain/loss from 3rd Qtr to Finish
Blue arrow indicates best gain in these quarters.



800

Visual positions in race at 2nd Quarter



400

Visual positions in race at 3rd Quarter



Gloucester Park Race 10 Distance 2130m

Monday, 22 July 2024


Gross Time: 2:39.70 MileRate: 2:00.60 LeadTime: 37.20s First Qtr: 31.00s Second Qtr: 30.70s Third Qtr: 30.00s Fourth Qtr: 30.80s

DATA TABLE: 800 / 400 Posi's are position from leader and (how wide the horse was at that position)

No	Horse	Plc	Mar	800 Posi	400 Posi	Time	3rd Qtr	4th Qt
8	BUNDEGI BLUE	1	0.0m	0.0m (1)	0.0m (1)	2:39.70	30.00s	30.80s
9	ROCKABILITY	2	2.1m	14.2m (0)	15.9m (0)	2:39.87	30.14s	29.77s
6	SPINNER OF YARNS	3	4.9m	4.3m (1)	4.8m (1)	2:40.09	30.04s	30.83s
1	PRIME MOVER	4	9.4m	1.1m (0)	2.6m (0)	2:40.46	30.12s	31.36s
10	SPUDMEISTER	5	11.4m	5.6m (0)	7.4m (0)	2:40.62	30.14s	31.16s
2	ROCK THE BANK	6	12.0m	12.1m (1)	12.8m (1)	2:40.67	30.07s	30.80s
7	NO NONEY	7	12.9m	18.8m (0)	16.9m (1)	2:40.74	29.88s	30.56s
5	BIG BOZZ	8	16.0m	16.1m (1)	12.5m (2)	2:40.99	29.74s	31.15s
4	TORREVEAN PINKY	9	16.6m	8.3m (1)	9.0m (1)	2:41.04	30.06s	31.46s
3	VEEFORVICTORY	10	17.8m	9.7m (0)	11.6m (0)	2:41.13	30.16s	31.36s

Finish Position and metres gained

First Arrow shows distance gain/loss from 2nd Qtr to 3rd Qtr, Second Arrow shows distance gain/loss from 3rd Qtr to Finish
Blue arrow indicates best gain in these quarters.



800

Visual positions in race at 2nd Quarter



400

Visual positions in race at 3rd Quarter



Gloucester Park Race 11 Distance 2130m

Monday, 22 July 2024

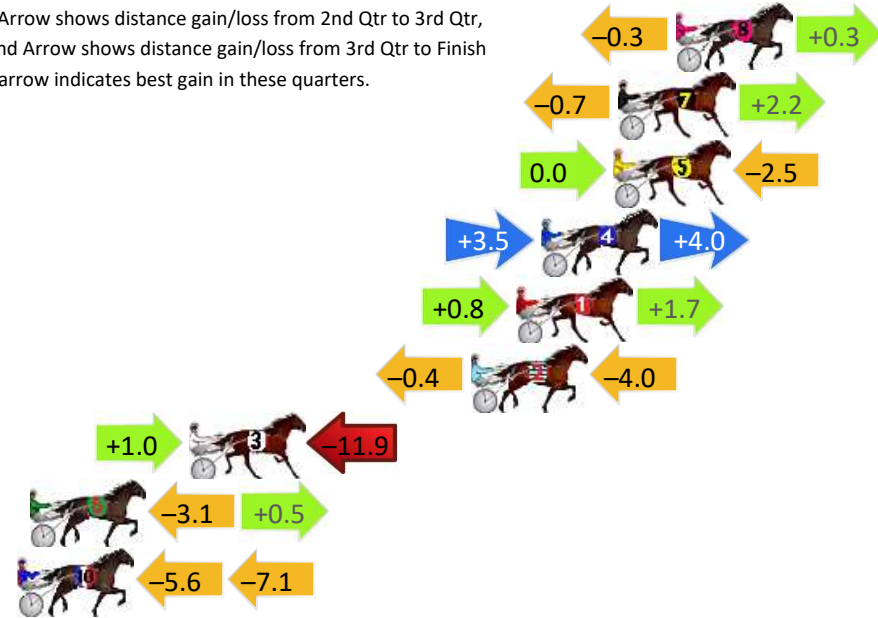
Gross Time: 2:40.30 MileRate: 2:01.10 LeadTime: 36.50s First Qtr: 31.50s Second Qtr: 30.70s Third Qtr: 30.00s Fourth Qtr: 31.60s

DATA TABLE: 800 / 400 Posi's are position from leader and (how wide the horse was at that position)

No	Horse	Plc	Mar	800 Posi	400 Posi	Time	3rd Qtr	4th Qt
8	OUR SANDY SHORE	1	0.0m	0.0m (1)	0.3m (1)	2:40.30	30.02s	31.58s
7	EBEE AVIATOR	2	2.3m	3.8m (1)	4.5m (1)	2:40.49	30.06s	31.45s
5	LADY DELA HOYA	3	2.5m	0.0m (0)	0.0m (0)	2:40.51	30.00s	31.81s
4	JUST ALL STYLE	4	5.4m	12.9m (1)	9.4m (1)	2:40.75	29.76s	31.32s
1	GET THE BOOTH	5	6.4m	8.9m (0)	8.1m (0)	2:40.83	29.96s	31.51s
2	ARMA WARRIOR	6	8.2m	3.8m (0)	4.2m (0)	2:40.98	30.04s	31.96s
3	SYNCOPATION	7	19.5m	8.6m (1)	7.6m (2)	2:41.91	29.94s	32.63s
6	SWEET SUZI	8	25.9m	23.3m (0)	26.4m (0)	2:42.44	30.28s	31.72s
10	MIDWIFE CALLING	9	26.4m	13.7m (0)	19.3m (0)	2:42.48	30.46s	32.30s

Finish Position and metres gained

First Arrow shows distance gain/loss from 2nd Qtr to 3rd Qtr, Second Arrow shows distance gain/loss from 3rd Qtr to Finish
Blue arrow indicates best gain in these quarters.



8
0
0

Visual positions in race at 2nd Quarter



4
0
0

Visual positions in race at 3rd Quarter

