

# Gloucester Park Race 1 Distance 2130m

Tuesday, 16 July 2024

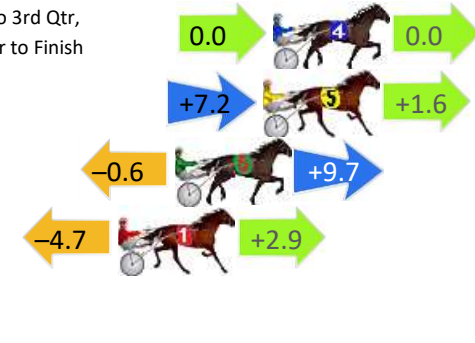
Gross Time: 2:34.40 MileRate: 1:56.70 LeadTime: 36.20s First Qtr: 30.10s Second Qtr: 31.20s Third Qtr: 29.00s Fourth Qtr: 27.90s

DATA TABLE: 800 / 400 Posi's are position from leader and (how wide the horse was at that position)

NoHorse	Plc	Mar	800 Posi	400 Posi	Time	3rd Qtr	4th Qt
4 MENEMSHA	1	0.0m	0.0m (0)	0.0m (0)	2:34.40	29.00s	27.90s
5 PRINCE OF PAIN	2	0.4m	9.2m (0)	2.0m (1)	2:34.43	28.48s	27.79s
6 CORK CAN RUN	3	3.9m	13.0m (0)	13.6m (0)	2:34.69	29.02s	27.23s
1 I CROSS MY HEART	4	6.2m	4.4m (0)	9.1m (0)	2:34.85	29.32s	27.71s
2 ITSOKTOBEGREY	5	89.2m	4.4m (1)	21.0m (1)	2:40.94	30.16s	32.96s

## Finish Position and metres gained

First Arrow shows distance gain/loss from 2nd Qtr to 3rd Qtr,  
Second Arrow shows distance gain/loss from 3rd Qtr to Finish  
Blue arrow indicates best gain in these quarters.



800

Visual positions in race at 2nd Quarter



400

Visual positions in race at 3rd Quarter



Powered by



Harness Analyser

Sectional Analysis Software

Not just form | Free Trial

[www.facebook.com/PJHarnessRacing](https://www.facebook.com/PJHarnessRacing)



RISE Digital, Harness Racing Australia nor the provider accepts any responsibility for the completeness or accuracy of any of the information contained herein, and makes no representations about its suitability for any particular purpose. Users should make their own judgements about those matters and/or seek independent advice. You assume all risks associated with use of data provided on this page

# Gloucester Park Race 2 Distance 2130m

Tuesday, 16 July 2024

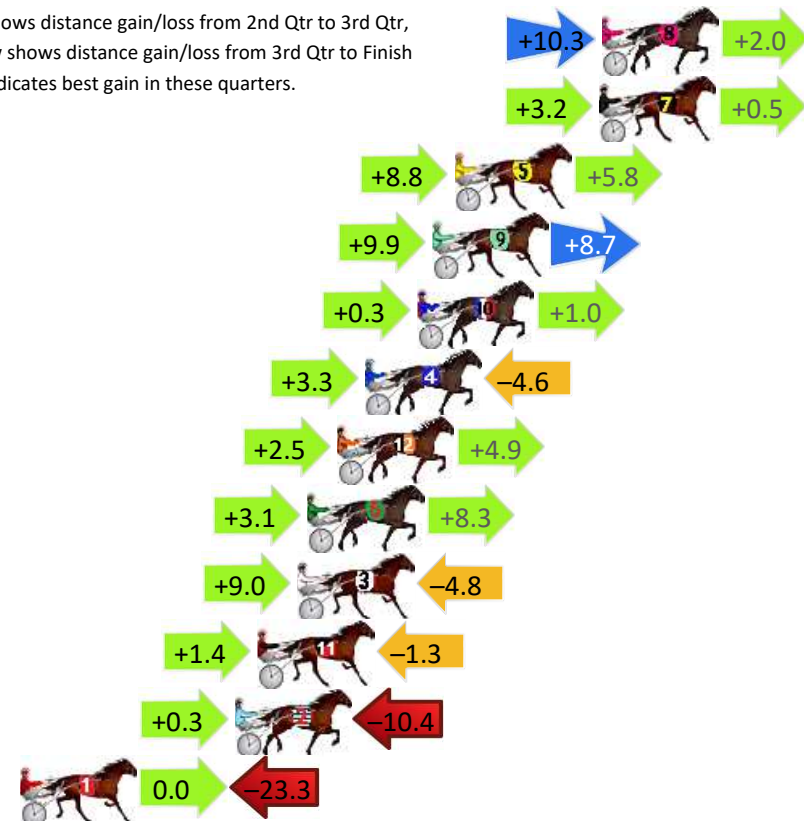
Gross Time: 2:36.60 MileRate: 1:58.40 LeadTime: 36.90s First Qtr: 30.80s Second Qtr: 29.50s Third Qtr: 29.50s Fourth Qtr: 29.90s

DATA TABLE: 800 / 400 Posi's are position from leader and (how wide the horse was at that position)

No	Horse	Plc	Mar	800 Posi	400 Posi	Time	3rd Qtr	4th Qt
8	CHAMBRAY	1	0.0m	12.3m (1)	2.0m (2)	2:36.60	28.74s	29.76s
7	ARTISTIC SCRIBE	2	0.1m	3.8m (1)	0.6m (1)	2:36.61	29.26s	29.87s
5	SHEHADI	3	5.9m	20.5m (1)	11.7m (1)	2:37.06	28.86s	29.50s
9	SWEET IVY	4	6.8m	25.4m (1)	15.5m (2)	2:37.13	28.78s	29.29s
10	ROSIES LAST ATTACK	5	7.4m	8.7m (0)	8.4m (0)	2:37.18	29.48s	29.86s
4	WANDERING GIRL	6	9.5m	8.2m (1)	4.9m (1)	2:37.34	29.26s	30.28s
12	COURAGE OF LOMBO	7	10.6m	18.0m (0)	15.5m (1)	2:37.43	29.32s	29.59s
6	JADES FORTUNE	8	11.8m	23.2m (0)	20.1m (0)	2:37.52	29.28s	29.34s
3	PIVOTAL	9	12.2m	16.4m (1)	7.4m (2)	2:37.56	28.84s	30.31s
11	JOLTED CHARM	10	13.8m	13.9m (0)	12.5m (0)	2:37.68	29.40s	30.06s
2	ADORE ME SOME MORE	11	14.7m	4.6m (0)	4.3m (0)	2:37.75	29.48s	30.73s
1	MALAKIE	12	23.3m	0.0m (0)	0.0m (0)	2:38.43	29.50s	31.73s

## Finish Position and metres gained

First Arrow shows distance gain/loss from 2nd Qtr to 3rd Qtr,  
Second Arrow shows distance gain/loss from 3rd Qtr to Finish  
Blue arrow indicates best gain in these quarters.



800

Visual positions in race at 2nd Quarter



400

Visual positions in race at 3rd Quarter



Powered by



Harness Analyser

Sectional Analysis Software

Not just form | Free Trial

[www.facebook.com/PJHarnessRacing](http://www.facebook.com/PJHarnessRacing)



RISE Digital, Harness Racing Australia nor the provider accepts any responsibility for the completeness or accuracy of any of the information contained herein, and makes no representations about its suitability for any particular purpose. Users should make their own judgements about those matters and/or seek independent advice. You assume all risks associated with use of data provided on this page

# Gloucester Park Race 3 Distance 2130m

Tuesday, 16 July 2024

Gross Time: 2:35.50 MileRate: 1:57.50 LeadTime: 37.60s First Qtr: 31.20s Second Qtr: 29.90s Third Qtr: 28.60s Fourth Qtr: 28.20s

DATA TABLE: 800 / 400 Posi's are position from leader and (how wide the horse was at that position)

No	Horse	Plc	Mar	800 Posi	400 Posi	Time	3rd Qtr	4th Qt
4	RASCAL	1	0.0m	0.0m (0)	0.0m (0)	2:35.50	28.60s	28.20s
7	MAJOR OVERS	2	10.7m	4.2m (1)	6.0m (1)	2:36.29	28.72s	28.57s
10	RODASI	3	22.9m	18.0m (2)	15.4m (2)	2:37.20	28.40s	28.81s
5	MAKE IT QUICK	4	26.9m	12.7m (1)	18.7m (1)	2:37.49	29.02s	28.87s
1	ONE FOR DAVE ANDME	5	28.9m	5.1m (0)	9.6m (0)	2:37.64	28.92s	29.66s
8	IL BANDITO	6	29.0m	21.7m (1)	19.6m (2)	2:37.65	28.44s	28.97s
3	DISCO DYNAMO	7	29.5m	8.4m (1)	13.6m (1)	2:37.69	28.96s	29.42s
6	DOCTOR STEVE	8	29.6m	14.4m (0)	18.7m (0)	2:37.69	28.90s	29.07s
11	CAVALRY CALL	9	31.2m	16.6m (1)	22.7m (1)	2:37.81	29.02s	28.91s
9	JOHNNY LOMBO	10	33.9m	18.6m (0)	23.5m (0)	2:38.01	28.94s	29.05s
2	TEPELO STAR	11	35.1m	9.9m (0)	14.9m (0)	2:38.10	28.95s	29.75s


## Finish Position and metres gained

First Arrow shows distance gain/loss from 2nd Qtr to 3rd Qtr,  
Second Arrow shows distance gain/loss from 3rd Qtr to Finish  
Blue arrow indicates best gain in these quarters.



800

Visual positions in race at 2nd Quarter



400

Visual positions in race at 3rd Quarter



Powered by  
**PJ** Harness Analyser

Sectional Analysis Software  
Not just form | Free Trial

[www.facebook.com/PJHarnessRacing](http://www.facebook.com/PJHarnessRacing)



RISE Digital, Harness Racing Australia nor the provider accepts any responsibility for the completeness or accuracy of any of the information contained herein, and makes no representations about its suitability for any particular purpose. Users should make their own judgements about those matters and/or seek independent advice. You assume all risks associated with use of data provided on this page

# Gloucester Park Race 4 Distance 2130m

Tuesday, 16 July 2024


Gross Time: 2:37.50 MileRate: 1:59.00 LeadTime: 37.50s First Qtr: 31.90s Second Qtr: 30.30s Third Qtr: 29.30s Fourth Qtr: 28.50s

DATA TABLE: 800 / 400 Posi's are position from leader and (how wide the horse was at that position)

NoHorse	Plc	Mar	800 Posi	400 Posi	Time	3rd Qtr	4th Qt
2 GEE SMITH	1	0.0m	0.0m (0)	0.0m (0)	2:37.50	29.30s	28.50s
1 TRIROYALE BRIGADE	2	7.9m	4.7m (0)	5.0m (0)	2:38.09	29.32s	28.73s
10 THE BATMOBILE	3	11.5m	8.8m (0)	9.5m (0)	2:38.36	29.34s	28.68s
5 SIDSTREPO	4	12.5m	5.5m (1)	8.9m (1)	2:38.44	29.54s	28.79s
8 ROCKNROLL SPIRIT	5	14.9m	1.1m (1)	5.0m (1)	2:38.62	29.58s	29.25s
11 GOTA GOOD WARHOL	6	15.4m	9.6m (1)	13.4m (1)	2:38.65	29.56s	28.69s
4 LETS ROCK TONIGHT	7	17.9m	14.3m (0)	16.2m (0)	2:38.84	29.42s	28.68s
3 BALTIC ACE	8	18.0m	13.7m (1)	17.9m (1)	2:38.85	29.58s	28.57s
9 HARLEY ZEST	9	19.6m	18.1m (0)	20.6m (0)	2:38.97	29.46s	28.49s
6 CRACKA TINNY	10	21.1m	17.9m (1)	22.0m (1)	2:39.08	29.58s	28.50s
7 LUKE ATTACK	11	89.9m	22.3m (1)	25.9m (1)	2:44.23	29.54s	33.37s

## Finish Position and metres gained

First Arrow shows distance gain/loss from 2nd Qtr to 3rd Qtr,  
Second Arrow shows distance gain/loss from 3rd Qtr to Finish  
Blue arrow indicates best gain in these quarters.



800

Visual positions in race at 2nd Quarter



400

Visual positions in race at 3rd Quarter



Powered by  
**PJ** Harness Analyser

Sectional Analysis Software  
Not just form | Free Trial

[www.facebook.com/PJHarnessRacing](http://www.facebook.com/PJHarnessRacing)



RISE Digital, Harness Racing Australia nor the provider accepts any responsibility for the completeness or accuracy of any of the information contained herein, and makes no representations about its suitability for any particular purpose. Users should make their own judgements about those matters and/or seek independent advice. You assume all risks associated with use of data provided on this page



# Gloucester Park Race 5 Distance 2536m

Tuesday, 16 July 2024

Gross Time: 3:07.80

MileRate: 1:59.20

LeadTime: 69.10s

First Qtr: 31.90s

Second Qtr: 30.20s

Third Qtr: 27.90s


Fourth Qtr: 28.70s

DATA TABLE: 800 / 400 Posi's are position from leader and (how wide the horse was at that position)

NoHorse	Plc	Mar	800 Posi	400 Posi	Time	3rd Qtr	4th Qt
2 INFINITE SIGN	1	0.0m	0.0m (0)	0.0m (0)	3:07.80	27.90s	28.70s
1 CHAMPAGNE STYLE	2	19.6m	5.5m (0)	8.0m (0)	3:09.28	28.08s	29.62s
10 AMERICAN BULLITT	3	20.7m	14.4m (0)	17.9m (0)	3:09.36	28.16s	29.00s
6 HENGHENG	4	22.8m	3.8m (1)	7.1m (1)	3:09.52	28.14s	29.92s
9 RUBINS PLIGHT	5	23.8m	7.5m (2)	4.9m (2)	3:09.59	27.72s	30.15s
4 TUBBS FARQUHAR	6	23.9m	12.7m (2)	10.3m (3)	3:09.60	27.75s	29.77s
12 TORREVEAN AMY	7	24.8m	9.8m (0)	13.1m (0)	3:09.67	28.14s	29.65s
7 BEYOND BLING	8	28.3m	19.0m (1)	20.2m (1)	3:09.93	28.00s	29.41s
3 HAYWIRE	9	29.6m	11.5m (1)	14.3m (1)	3:10.03	28.10s	29.93s
5 NAME IN LIGHTS	10	31.3m	7.5m (1)	9.7m (2)	3:10.16	28.06s	30.37s
11 TUX AND TAILS	11	37.8m	19.0m (0)	24.2m (0)	3:10.65	28.28s	29.85s

## Finish Position and metres gained

First Arrow shows distance gain/loss from 2nd Qtr to 3rd Qtr,  
Second Arrow shows distance gain/loss from 3rd Qtr to Finish  
Blue arrow indicates best gain in these quarters



800

Visual positions in race at 2nd Quarter



400

Visual positions in race at 3rd Quarter



Powered by



Harness Analyser

Sectional Analysis Software

Not just form | Free Trial

[www.facebook.com/PJHarnessRacing](http://www.facebook.com/PJHarnessRacing)



RISE Digital, Harness Racing Australia nor the provider accepts any responsibility for the completeness or accuracy of any of the information contained herein, and makes no representations about its suitability for any particular purpose. Users should make their own judgements about those matters and/or seek independent advice. You assume all risks associated with use of data provided on this page

# Gloucester Park Race 6 Distance 2130m

Tuesday, 16 July 2024

Gross Time: 2:38.00

MileRate: 1:59.40

LeadTime: 38.10s

First Qtr: 32.00s

Second Qtr: 30.10s

Third Qtr: 28.80s


Fourth Qtr: 29.00s

DATA TABLE: 800 / 400 Posi's are position from leader and (how wide the horse was at that position)

NoHorse	Plc	Mar	800 Posi	400 Posi	Time	3rd Qtr	4th Qt
1 MISS SHAHJA	1	0.0m	0.0m (0)	0.0m (0)	2:38.00	28.80s	29.00s
10 IMMACHULATE	2	15.2m	4.2m (0)	6.4m (0)	2:39.16	28.96s	29.70s
9 MADDY MADDY	3	18.4m	19.3m (1)	25.4m (1)	2:39.40	29.24s	28.58s
2 GEARSINAWHIRL	4	19.8m	8.1m (0)	10.9m (0)	2:39.51	29.00s	29.73s
11 UNLUCKY	5	20.2m	6.4m (1)	10.9m (2)	2:39.54	29.12s	29.76s
8 FIORD	6	21.7m	17.6m (0)	20.1m (1)	2:39.65	28.98s	29.21s
5 RECOVER LOVER	7	23.6m	2.2m (1)	6.7m (1)	2:39.80	29.12s	30.31s
3 MINNENOOKA	8	23.7m	13.1m (0)	17.0m (0)	2:39.80	29.08s	29.58s
6 TORREVEAN VELOCE	9	25.4m	10.6m (1)	12.3m (1)	2:39.93	28.92s	30.05s
7 LILLY LAGUNA	10	36.2m	22.9m (0)	26.2m (0)	2:40.75	29.04s	29.87s
4 TRUNKEY FETCH	11	37.9m	14.8m (1)	24.6m (2)	2:40.88	29.50s	30.12s

## Finish Position and metres gained

First Arrow shows distance gain/loss from 2nd Qtr to 3rd Qtr,  
Second Arrow shows distance gain/loss from 3rd Qtr to Finish  
Blue arrow indicates best gain in these quarters.



800

Visual positions in race at 2nd Quarter



400

Visual positions in race at 3rd Quarter



Powered by  
**PJ** Harness Analyser

Sectional Analysis Software  
Not just form | Free Trial

[www.facebook.com/PJHarnessRacing](http://www.facebook.com/PJHarnessRacing)



RISE Digital, Harness Racing Australia nor the provider accepts any responsibility for the completeness or accuracy of any of the information contained herein, and makes no representations about its suitability for any particular purpose. Users should make their own judgements about those matters and/or seek independent advice. You assume all risks associated with use of data provided on this page

# Gloucester Park Race 7 Distance 2130m

Tuesday, 16 July 2024

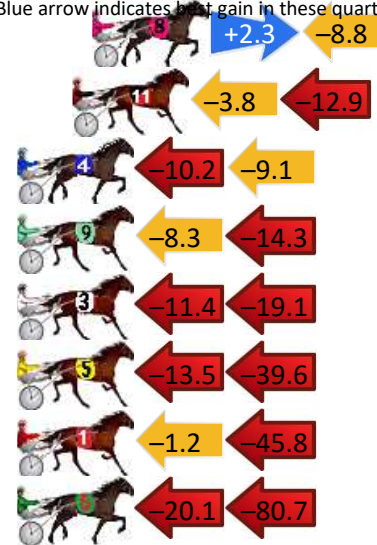
Gross Time: 2:36.00 MileRate: 1:57.90 LeadTime: 36.60s First Qtr: 31.30s Second Qtr: 30.40s Third Qtr: 29.20s Fourth Qtr: 28.50s

DATA TABLE: 800 / 400 Posi's are position from leader and (how wide the horse was at that position)

No	Horse	Plc	Mar	800 Posi	400 Posi	Time	3rd Qtr	4th Qt
7	GREVIS	1	0.0m	0.0m (0)	0.0m (0)	2:36.00	29.20s	28.50s
8	ROCKABILITY	2	25.0m	18.5m (0)	16.2m (2)	2:37.87	29.02s	29.21s
11	SPUDMEISTER	3	25.8m	9.1m (1)	12.9m (1)	2:37.93	29.46s	29.51s
4	ROCK THE BANK	4	28.7m	9.4m (0)	19.6m (1)	2:38.15	29.92s	29.25s
9	SOHO CONFIDENTIAL	5	36.1m	13.5m (1)	21.8m (2)	2:38.70	29.78s	29.64s
3	TEMPT THE STARS	6	44.8m	14.3m (0)	25.7m (1)	2:39.35	30.00s	30.01s
5	ROLLYOUROWN	7	57.5m	4.4m (1)	17.9m (0)	2:40.30	30.16s	31.52s
1	FLYING COPPA	8	67.9m	20.9m (1)	22.1m (3)	2:41.08	29.27s	32.00s
6	DONT GOIN THEWATER	9	105.8m	5.0m (0)	25.1m (0)	2:43.92	30.64s	34.62s

## Finish Position and metres gained

First Arrow shows distance gain/loss from 2nd Qtr to 3rd Qtr, Second Arrow shows distance gain/loss from 3rd Qtr to Finish Blue arrow indicates lost gain in these quarters.



800

Visual positions in race at 2nd Quarter



400

Visual positions in race at 3rd Quarter



Powered by



Harness Analyser

Sectional Analysis Software

Not just form | Free Trial

[www.facebook.com/PJHarnessRacing](http://www.facebook.com/PJHarnessRacing)



RISE Digital, Harness Racing Australia nor the provider accepts any responsibility for the completeness or accuracy of any of the information contained herein, and makes no representations about its suitability for any particular purpose. Users should make their own judgements about those matters and/or seek independent advice. You assume all risks associated with use of data provided on this page



# Gloucester Park Race 8 Distance 2503m

Tuesday, 16 July 2024


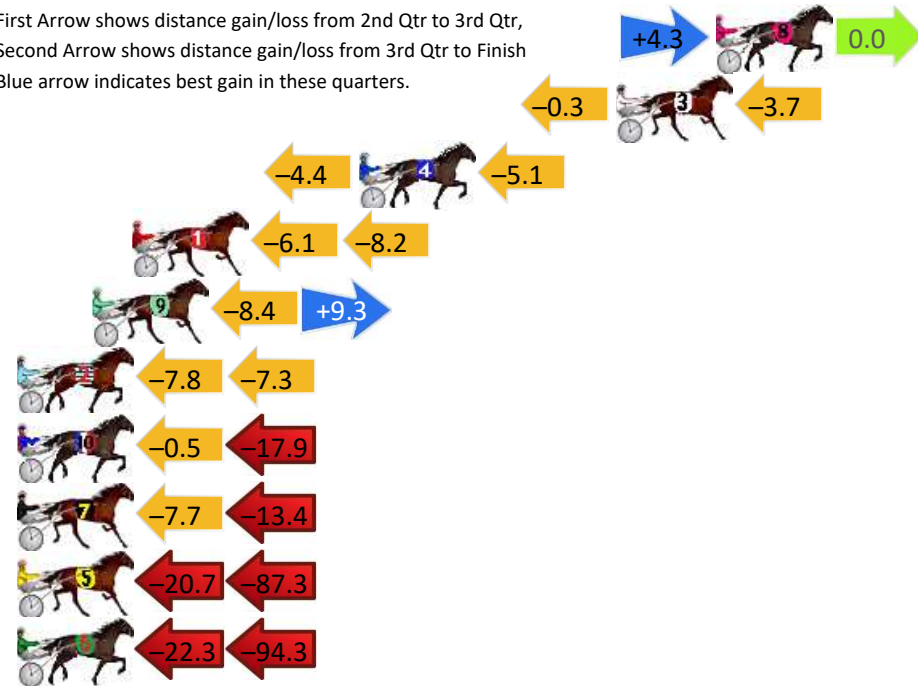
Gross Time: 3:19.90 MileRate: 2:07.50 LeadTime: 76.30s First Qtr: 32.60s Second Qtr: 31.90s Third Qtr: 30.10s Fourth Qtr: 29.00s

DATA TABLE: 800 / 400 Posi's are position from leader and (how wide the horse was at that position)

No	Horse	Plc	Mar	800 Posi	400 Posi	Time	3rd Qtr	4th Qt
8	DREAMBIGAIMHIGH	1	0.0m	4.3m (1)	0.0m (1)	3:19.90	29.78s	29.00s
3	TILTTHESUNSETS	2	4.0m	0.0m (0)	0.3m (0)	3:20.20	30.12s	29.29s
4	YOUR KIDDING	3	14.3m	4.8m (0)	9.2m (0)	3:20.99	30.42s	29.41s
1	THE HONOURS	4	23.4m	9.1m (0)	15.2m (0)	3:21.68	30.54s	29.66s
9	SELLUNE	5	25.0m	25.9m (0)	34.3m (0)	3:21.80	30.68s	28.38s
2	THE BEAT	6	28.5m	13.4m (0)	21.2m (0)	3:22.07	30.66s	29.61s
10	BONNIE RAE	7	29.1m	10.7m (1)	11.2m (1)	3:22.11	30.12s	30.39s
7	AH UNAGI	8	42.8m	21.7m (0)	29.4m (0)	3:23.16	30.64s	30.10s
5	QUIGGLEY	9	260.4m	152.4m (0)	173.1m (0)	3:39.71	31.42s	36.10s
6	MRIYA DREAM	10	281.0m	164.4m (0)	186.7m (0)	3:41.28	31.52s	36.66s

## Finish Position and metres gained

First Arrow shows distance gain/loss from 2nd Qtr to 3rd Qtr, Second Arrow shows distance gain/loss from 3rd Qtr to Finish  
Blue arrow indicates best gain in these quarters.



Powered by  
**PJ**

# Harness Analyser

Sectional Analysis Software  
Not just form | Free Trial

[www.facebook.com/PJHarnessRacing](http://www.facebook.com/PJHarnessRacing)



RISE Digital, Harness Racing Australia nor the provider accepts any responsibility for the completeness or accuracy of any of the information contained herein, and makes no representations about its suitability for any particular purpose. Users should make their own judgements about those matters and/or seek independent advice. You assume all risks associated with use of data provided on this page



# Gloucester Park Race 9 Distance 2130m

Tuesday, 16 July 2024

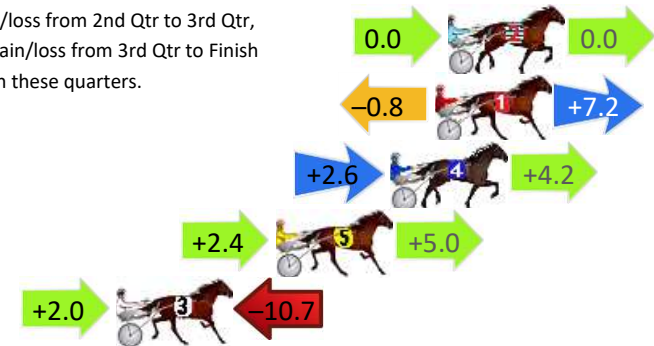
Gross Time: 2:40.10 MileRate: 2:01.00 LeadTime: 40.30s First Qtr: 32.70s Second Qtr: 30.10s Third Qtr: 28.20s Fourth Qtr: 28.80s

DATA TABLE: 800 / 400 Posi's are position from leader and (how wide the horse was at that position)

NoHorse	Plc	Mar	800 Posi	400 Posi	Time	3rd Qtr	4th Qt
2 TWILIGHT TANGO	1	0.0m	0.0m (0)	0.0m (0)	2:40.10	28.20s	28.80s
1 BELLY UP	2	0.5m	6.9m (1)	7.7m (1)	2:40.14	28.26s	28.30s
4 THE RIZZLER	3	2.3m	9.1m (0)	6.5m (0)	2:40.27	28.02s	28.51s
5 SWIFTIE	4	6.9m	14.3m (0)	11.9m (0)	2:40.62	28.04s	28.48s
3 DAMAGE DONE	5	13.3m	4.6m (0)	2.6m (1)	2:41.11	28.06s	29.62s

## Finish Position and metres gained

First Arrow shows distance gain/loss from 2nd Qtr to 3rd Qtr,  
Second Arrow shows distance gain/loss from 3rd Qtr to Finish  
Blue arrow indicates best gain in these quarters.



800

Visual positions in race at 2nd Quarter



400

Visual positions in race at 3rd Quarter



Powered by



Harness Analyser

Sectional Analysis Software

Not just form | Free Trial

[www.facebook.com/PJHarnessRacing](https://www.facebook.com/PJHarnessRacing)



RISE Digital, Harness Racing Australia nor the provider accepts any responsibility for the completeness or accuracy of any of the information contained herein, and makes no representations about its suitability for any particular purpose. Users should make their own judgements about those matters and/or seek independent advice. You assume all risks associated with use of data provided on this page

# Gloucester Park Race 10 Distance 2130m

Tuesday, 16 July 2024

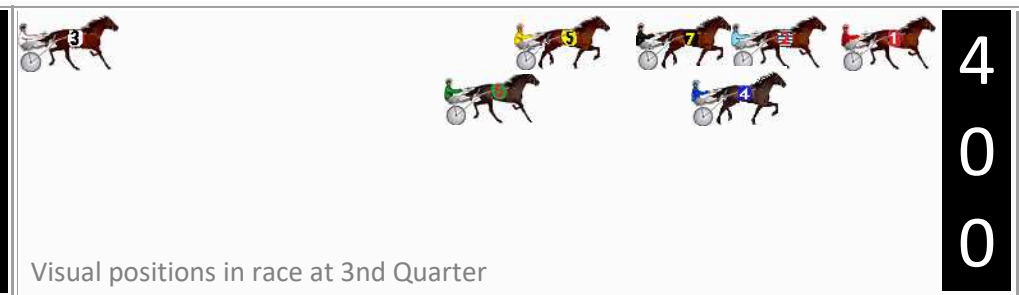

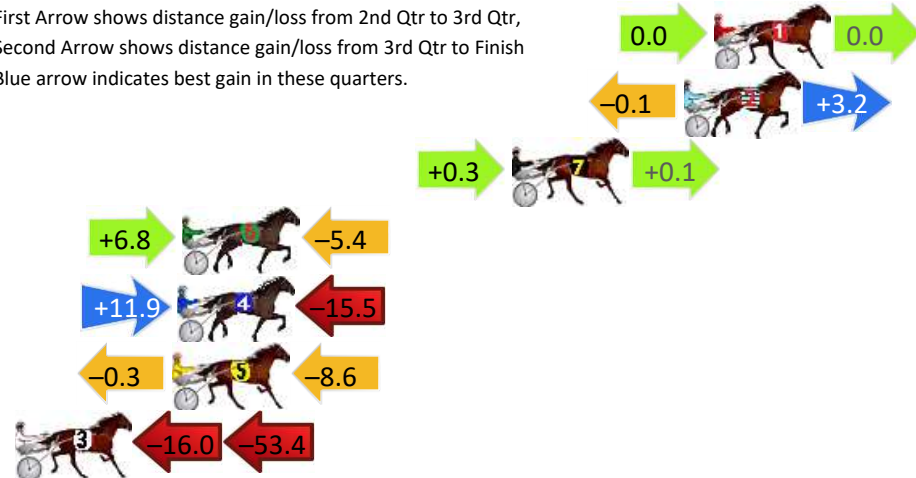
Gross Time: 2:40.50 MileRate: 2:01.20 LeadTime: 39.20s First Qtr: 31.40s Second Qtr: 30.90s Third Qtr: 30.20s Fourth Qtr: 28.80s

DATA TABLE: 800 / 400 Posi's are position from leader and (how wide the horse was at that position)

NoHorse	Plc	Mar	800 Posi	400 Posi	Time	3rd Qtr	4th Qt
1 OUR SANDY SHORE	1	0.0m	0.0m (0)	0.0m (0)	2:40.50	30.20s	28.80s
2 TORREVEAN PINKY	2	1.2m	4.3m (0)	4.4m (0)	2:40.59	30.20s	28.57s
7 BELLE LIVIA STAR	3	8.1m	8.5m (0)	8.2m (0)	2:41.11	30.16s	28.81s
6 CARMELA DOMENICA	4	21.3m	22.7m (0)	15.9m (1)	2:42.11	29.66s	29.25s
4 JUST ALL STYLE	5	21.5m	17.9m (0)	6.0m (1)	2:42.13	29.30s	29.98s
5 SYNCOPATION	6	21.7m	12.8m (0)	13.1m (0)	2:42.14	30.20s	29.48s
3 WHERES FLARE	7	158.4m	89.0m (0)	105.0m (0)	2:52.47	31.22s	33.07s

## Finish Position and metres gained

First Arrow shows distance gain/loss from 2nd Qtr to 3rd Qtr,  
Second Arrow shows distance gain/loss from 3rd Qtr to Finish  
Blue arrow indicates best gain in these quarters.



Powered by  
**PJ**

**Harness Analyser**

Sectional Analysis Software  
Not just form | Free Trial

[www.facebook.com/PJHarnessRacing](https://www.facebook.com/PJHarnessRacing)



RISE Digital, Harness Racing Australia nor the provider accepts any responsibility for the completeness or accuracy of any of the information contained herein, and makes no representations about its suitability for any particular purpose. Users should make their own judgements about those matters and/or seek independent advice. You assume all risks associated with use of data provided on this page