

Gloucester Park Race 1 Distance 2130m

Tuesday, 18 June 2024


Gross Time: 2:36.90 MileRate: 1:58.50 LeadTime: 37.50s First Qtr: 30.20s Second Qtr: 30.10s Third Qtr: 29.10s Fourth Qtr: 30.00s

DATA TABLE: 800 / 400 Posi's are position from leader and (how wide the horse was at that position)

No	Horse	Plc	Mar	800 Posi	400 Posi	Time	3rd Qtr	4th Qt
1	TORREVEAN AMY	1	0.0m	0.0m (0)	0.0m (0)	2:36.90	29.10s	30.00s
12	ABSOLUTE DELIGHT	2	4.4m	9.1m (0)	9.8m (0)	2:37.25	29.16s	29.63s
10	CHERRY ON THE CAKE	3	7.2m	4.7m (0)	4.6m (0)	2:37.47	29.10s	30.23s
9	SEAGRASS	4	12.0m	17.7m (0)	19.1m (0)	2:37.84	29.22s	29.54s
5	MALAKIE	5	13.6m	0.3m (1)	8.7m (1)	2:37.97	29.72s	30.43s
11	MAKE YOUR MARK	6	16.8m	7.8m (2)	15.9m (4)	2:38.22	29.71s	30.15s
4	DISPATCHER	7	20.4m	10.2m (1)	15.0m (1)	2:38.50	29.46s	30.50s
6	ROCKIN THE TREND	8	21.3m	22.1m (0)	24.2m (1)	2:38.57	29.28s	29.89s
2	ADORE ME SOME MORE	9	29.3m	3.3m (2)	14.2m (3)	2:39.20	29.91s	31.26s
8	GOOD DAY SUNSHINE	10	38.1m	15.2m (1)	19.9m (1)	2:39.89	29.46s	31.53s
7	MADDY MADDY	11	85.0m	13.6m (0)	14.7m (0)	2:43.58	29.20s	35.60s
3	COURAGE OF LOMBO	12	100.5m	4.7m (1)	13.1m (2)	2:44.80	29.72s	36.93s


Finish Position and metres gained

First Arrow shows distance gain/loss from 2nd Qtr to 3rd Qtr, Second Arrow shows distance gain/loss from 3rd Qtr to Finish
Blue arrow indicates best gain in these quarters.



800

Visual positions in race at 2nd Quarter



400

Visual positions in race at 3rd Quarter

Gloucester Park Race 2 Distance 2536m

Tuesday, 18 June 2024

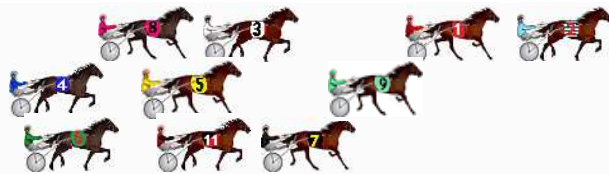

Gross Time: 3:08.30 MileRate: 1:59.50 LeadTime: 69.00s First Qtr: 29.50s Second Qtr: 28.80s Third Qtr: 30.10s Fourth Qtr: 30.90s

DATA TABLE: 800 / 400 Posi's are position from leader and (how wide the horse was at that position)

NoHorse	Plc	Mar	800 Posi	400 Posi	Time	3rd Qtr	4th Qt
11 JUSTLIKE TURBO	1	0.0m	14.5m (2)	4.0m (3)	3:08.30	29.37s	30.59s
6 FRANCO WESTERN	2	8.1m	19.8m (2)	8.5m (3)	3:08.95	29.33s	30.91s
4 PATRIKIAR	3	9.8m	20.4m (1)	9.8m (2)	3:09.09	29.38s	30.95s
5 SHEHADI	4	12.1m	15.1m (1)	7.7m (1)	3:09.28	29.60s	31.30s
7 TUX AND TAILS	5	12.2m	10.3m (2)	3.5m (2)	3:09.29	29.62s	31.62s
8 CAVALRY CALL	6	13.4m	16.8m (0)	15.3m (0)	3:09.38	30.06s	30.82s
2 ROCKIN RUFUS	7	14.7m	0.0m (0)	0.0m (0)	3:09.49	30.10s	32.09s
1 PATH OF GOLD	8	17.2m	4.5m (0)	4.8m (0)	3:09.69	30.14s	31.93s
9 MEDIEVAL MAN	9	20.6m	7.6m (1)	3.2m (1)	3:09.96	29.80s	32.32s
3 PIVOTAL	10	22.1m	12.6m (0)	9.0m (0)	3:10.09	29.88s	32.01s


Finish Position and metres gained

First Arrow shows distance gain/loss from 2nd Qtr to 3rd Qtr, Second Arrow shows distance gain/loss from 3rd Qtr to Finish
Blue arrow indicates best gain in these quarters.



800

Visual positions in race at 2nd Quarter



400

Visual positions in race at 3rd Quarter



Gloucester Park Race 3 Distance 2130m

Tuesday, 18 June 2024


Gross Time: 2:34.30 MileRate: 1:56.50 LeadTime: 37.40s First Qtr: 30.40s Second Qtr: 30.20s Third Qtr: 28.70s Fourth Qtr: 27.60s

DATA TABLE: 800 / 400 Posi's are position from leader and (how wide the horse was at that position)


NoHorse	Plc	Mar	800 Posi	400 Posi	Time	3rd Qtr	4th Qt
3 CODENAME MARCUS	1	0.0m	0.0m (0)	0.0m (0)	2:34.30	28.70s	27.60s
4 WHATARETHEODDS	2	12.5m	2.0m (1)	2.3m (1)	2:35.21	28.72s	28.35s
1 LUKE ATTACK	3	25.3m	4.2m (0)	6.9m (0)	2:36.14	28.88s	28.96s
12 GEE SMITH	4	26.5m	14.0m (2)	7.5m (1)	2:36.22	28.22s	29.00s
10 GOTA GOOD WARHOL	5	28.1m	9.0m (0)	11.7m (0)	2:36.34	28.88s	28.82s
8 ZUEDE	6	31.4m	17.4m (0)	21.7m (0)	2:36.58	28.98s	28.36s
5 SIDSTREPO	7	31.5m	10.9m (1)	16.6m (1)	2:36.59	29.08s	28.73s
6 TRIROYALE BRIGADE	8	31.7m	18.2m (2)	14.4m (2)	2:36.60	28.40s	28.90s
11 TORREVEAN VELOCE	9	32.8m	13.2m (0)	16.0m (0)	2:36.68	28.88s	28.86s
7 STAR OF WILLOUGHBY	10	35.7m	20.5m (1)	19.8m (2)	2:36.89	28.62s	28.81s
9 WALSH	11	40.3m	22.4m (2)	24.1m (2)	2:37.23	28.78s	28.84s
2 GOODONYA MATE	12	41.6m	6.5m (1)	12.6m (1)	2:37.32	29.12s	29.74s

Finish Position and metres gained

First Arrow shows distance gain/loss from 2nd Qtr to 3rd Qtr, Second Arrow shows distance gain/loss from 3rd Qtr to Finish
Blue arrow indicates best gain in these quarters.



Visual positions in race at 2nd Quarter



Visual positions in race at 3rd Quarter

Gloucester Park Race 4 Distance 2536m

Tuesday, 18 June 2024

Gross Time: 3:09.90 MileRate: 2:00.50 LeadTime: 69.90s First Qtr: 31.10s Second Qtr: 30.60s Third Qtr: 29.60s Fourth Qtr: 28.70s

DATA TABLE: 800 / 400 Posi's are position from leader and (how wide the horse was at that position)

NoHorse	Plc	Mar	800 Posi	400 Posi	Time	3rd Qtr	4th Qt
2 ROAD CLOSURE	1	0.0m	0.0m (0)	0.0m (0)	3:09.90	29.60s	28.70s
4 MIKIPELO	2	3.4m	7.1m (1)	7.5m (1)	3:10.16	29.62s	28.41s
1 RAKERO RAIDER	3	5.0m	4.1m (0)	4.7m (0)	3:10.28	29.64s	28.74s
7 TUBBS FARQUHAR	4	9.2m	11.2m (1)	11.7m (2)	3:10.59	29.62s	28.55s
8 AMERICAN BULLITT	5	9.4m	15.2m (1)	15.8m (2)	3:10.61	29.62s	28.26s
10 RODASI	6	10.1m	9.0m (0)	10.2m (0)	3:10.66	29.68s	28.72s
3 SECRET REACTION	7	12.9m	17.4m (0)	17.4m (0)	3:10.87	29.58s	28.41s
5 NAME IN LIGHTS	8	14.9m	13.3m (0)	14.7m (1)	3:11.02	29.68s	28.76s
9 DISCO UNDER FIRE	9	17.2m	2.7m (1)	3.3m (1)	3:11.20	29.64s	29.75s


Finish Position and metres gained

First Arrow shows distance gain/loss from 2nd Qtr to 3rd Qtr, Second Arrow shows distance gain/loss from 3rd Qtr to Finish
Blue arrow indicates best gain in these quarters.



800

Visual positions in race at 2nd Quarter



400

Visual positions in race at 3rd Quarter



Gloucester Park Race 5 Distance 2130m

Tuesday, 18 June 2024



Gross Time: 2:40.20 MileRate: 2:01.00 LeadTime: 38.40s First Qtr: 31.40s Second Qtr: 30.30s Third Qtr: 29.80s Fourth Qtr: 30.30s

DATA TABLE: 800 / 400 Posi's are position from leader and (how wide the horse was at that position)

No	Horse	Plc	Mar	800 Posi	400 Posi	Time	3rd Qtr	4th Qt
8	CRACKA TINNY	1	0.0m	4.1m (1)	5.7m (1)	2:40.20	29.92s	29.88s
6	ROCKNROLL SPIRIT	2	0.1m	0.0m (0)	0.0m (0)	2:40.21	29.80s	30.31s
7	EUSTON FLYER	3	2.5m	16.5m (1)	13.7m (2)	2:40.40	29.60s	29.47s
4	MINNENOOKA	4	3.6m	8.4m (1)	9.4m (1)	2:40.49	29.88s	29.88s
12	IMMACHULATE	5	3.8m	12.4m (1)	9.7m (2)	2:40.50	29.60s	29.88s
5	TRITTRITTBANGBANG	6	4.6m	4.1m (0)	4.3m (0)	2:40.56	29.82s	30.34s
9	THE LIGHTNING STRIKE	7	5.6m	0.5m (1)	1.6m (1)	2:40.64	29.88s	30.62s
10	DONT GOIN THEWATER	8	9.0m	16.7m (0)	14.0m (1)	2:40.91	29.60s	29.97s
1	LADY VALASCA	9	9.5m	12.7m (0)	13.1m (0)	2:40.95	29.84s	30.07s
11	RISING SPIRIT	10	12.9m	21.1m (0)	17.9m (0)	2:41.22	29.58s	29.98s
3	COHLIN	11	13.7m	8.6m (0)	9.1m (0)	2:41.29	29.84s	30.71s
2	TRUNKEY FETCH	12	20.6m	21.6m (1)	20.9m (1)	2:41.83	29.76s	30.37s

Finish Position and metres gained

First Arrow shows distance gain/loss from 2nd Qtr to 3rd Qtr, Second Arrow shows distance gain/loss from 3rd Qtr to Finish
Blue arrow indicates best gain in these quarters.



800

Visual positions in race at 2nd Quarter



400

Visual positions in race at 3rd Quarter



Sectional Analysis Software

Not just form | Free Trial

www.facebook.com/PJHarnessRacing



RISE Digital, Harness Racing Australia nor the provider accepts any responsibility for the completeness or accuracy of any of the information contained herein, and makes no representations about its suitability for any particular purpose. Users should make their own judgements about those matters and/or seek independent advice. You assume all risks associated with use of data provided on this page

Gloucester Park Race 6 Distance 2130m


Tuesday, 18 June 2024

Gross Time: 2:38.20 MileRate: 1:59.50 LeadTime: 38.20s First Qtr: 32.10s Second Qtr: 29.30s Third Qtr: 29.00s Fourth Qtr: 29.60s

DATA TABLE: 800 / 400 Posi's are position from leader and (how wide the horse was at that position)


No	Horse	Plc	Mar	800 Posi	400 Posi	Time	3rd Qtr	4th Qt
1	HENGHENG	1	0.0m	0.0m (0)	0.0m (0)	2:38.20	29.00s	29.60s
5	MY LITTLE BIG MAN	2	4.2m	5.8m (1)	6.1m (2)	2:38.53	29.02s	29.49s
2	MAKE IT QUICK	3	6.8m	9.4m (1)	10.7m (1)	2:38.73	29.10s	29.35s
8	MAJOR OVERS	4	8.3m	2.2m (1)	2.8m (1)	2:38.84	29.04s	30.04s
3	THE MERCENARY	5	9.7m	24.6m (0)	15.2m (3)	2:38.95	28.34s	29.24s
11	CLASSNSMART	6	11.5m	13.9m (1)	8.6m (3)	2:39.09	28.62s	29.87s
12	BEALAWYER	7	19.8m	9.2m (0)	9.3m (0)	2:39.74	29.02s	30.46s
13	DOCTOR STEVE	8	22.4m	20.5m (0)	16.5m (1)	2:39.94	28.72s	30.14s
10	LILLY LAGUNA	9	25.5m	4.7m (0)	5.0m (0)	2:40.18	29.02s	31.22s
4	ONE FOR DAVE ANDME	10	45.1m	19.4m (1)	17.6m (2)	2:41.70	28.88s	31.82s
6	TEPELO STAR	11	160.5m	16.1m (0)	16.2m (0)	2:50.65	29.02s	40.87s

Finish Position and metres gained



800

Visual positions in race at 2nd Quarter



400

Visual positions in race at 3rd Quarter



Gloucester Park Race 7 Distance 2130m

Tuesday, 18 June 2024



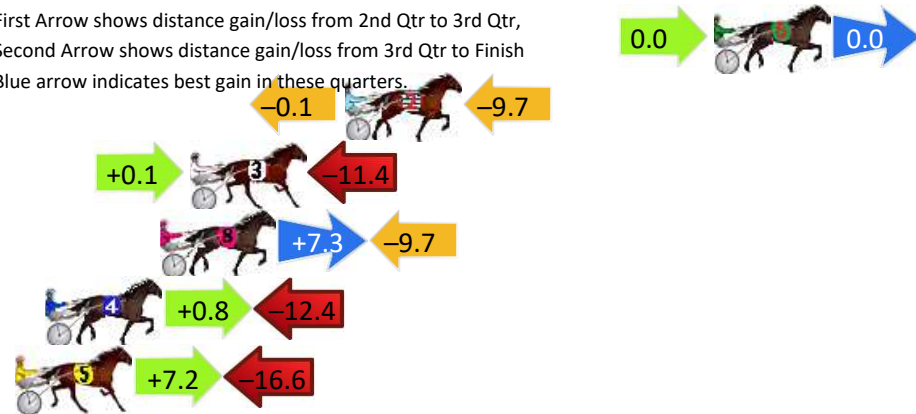
Gross Time: 2:36.80 MileRate: 1:58.40 LeadTime: 38.60s First Qtr: 30.30s Second Qtr: 30.90s Third Qtr: 29.20s Fourth Qtr: 27.80s

DATA TABLE: 800 / 400 Posi's are position from leader and (how wide the horse was at that position)

NoHorse	Plc	Mar	800 Posi	400 Posi	Time	3rd Qtr	4th Qt
6 TUALOU	1	0.0m	0.0m (0)	0.0m (0)	2:36.80	29.20s	27.80s
2 VISITING HOURS	2	14.8m	5.0m (0)	5.1m (0)	2:37.88	29.20s	28.52s
3 VEEFORVICTORY	3	21.0m	9.7m (0)	9.6m (0)	2:38.34	29.18s	28.66s
8 SPUDMEISTER	4	22.2m	19.8m (0)	12.5m (1)	2:38.42	28.64s	28.54s
4 KARAOKE STAR	5	26.8m	15.2m (0)	14.4m (0)	2:38.76	29.12s	28.74s
5 TELKEM JAY	6	33.9m	24.5m (0)	17.3m (1)	2:39.28	28.64s	29.06s

Finish Position and metres gained

First Arrow shows distance gain/loss from 2nd Qtr to 3rd Qtr,
Second Arrow shows distance gain/loss from 3rd Qtr to Finish
Blue arrow indicates best gain in these quarters.



Gloucester Park Race 8 Distance 2130m

Tuesday, 18 June 2024

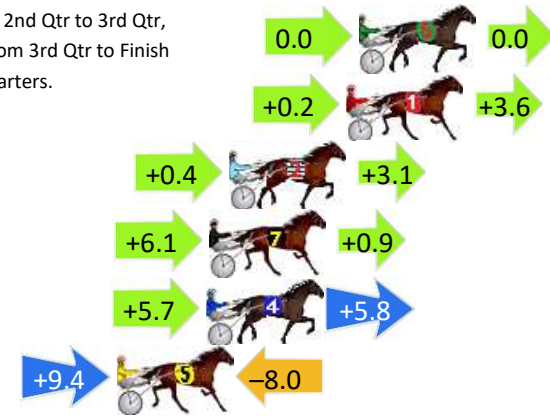
Gross Time: 2:43.20 MileRate: 2:03.30 LeadTime: 39.30s First Qtr: 33.40s Second Qtr: 32.20s Third Qtr: 29.70s Fourth Qtr: 28.60s

DATA TABLE: 800 / 400 Posi's are position from leader and (how wide the horse was at that position)

NoHorse	Plc	Mar	800 Posi	400 Posi	Time	3rd Qtr	4th Qt
6 WANDERING GIRL	1	0.0m	0.0m (0)	0.0m (0)	2:43.20	29.70s	28.60s
1 TORREVEAN PINKY	2	0.5m	4.3m (0)	4.1m (0)	2:43.24	29.68s	28.34s
2 CARMELA DOMENICA	3	5.2m	8.7m (0)	8.3m (0)	2:43.59	29.66s	28.39s
7 BELLE LIVIA STAR	4	6.0m	13.0m (0)	6.9m (1)	2:43.65	29.24s	28.55s
4 IDEAL IVANA	5	6.1m	17.6m (0)	11.9m (0)	2:43.66	29.26s	28.20s
5 JUST ALL STYLE	6	9.7m	11.1m (1)	1.7m (1)	2:43.93	29.00s	29.21s

Finish Position and metres gained

First Arrow shows distance gain/loss from 2nd Qtr to 3rd Qtr,
Second Arrow shows distance gain/loss from 3rd Qtr to Finish
Blue arrow indicates best gain in these quarters.



8
0
0

Visual positions in race at 2nd Quarter



4
0
0

Visual positions in race at 3rd Quarter



Gloucester Park Race 9 Distance 2536m

Tuesday, 18 June 2024

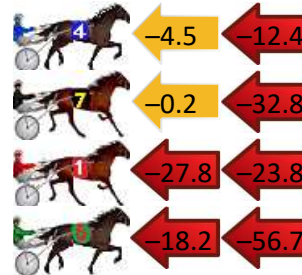
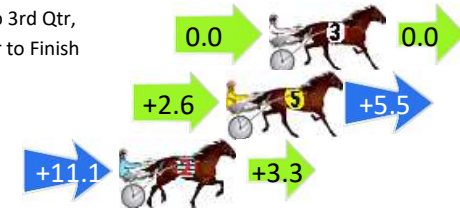
Gross Time: 3:13.50 MileRate: 2:02.80 LeadTime: 69.10s First Qtr: 31.60s Second Qtr: 30.40s Third Qtr: 30.60s Fourth Qtr: 31.80s

DATA TABLE: 800 / 400 Posi's are position from leader and (how wide the horse was at that position)

No	Horse	Plc	Mar	800 Posi	400 Posi	Time	3rd Qtr	4th Qt
3	STAY FOCUSED	1	0.0m	0.0m (1)	0.0m (1)	3:13.50	30.60s	31.80s
5	DARK SECRET	2	1.7m	9.8m (0)	7.2m (0)	3:13.64	30.42s	31.38s
2	SELLUNE	3	6.0m	20.4m (1)	9.3m (1)	3:14.00	29.78s	31.58s
4	KYVALLEY CLICHY	4	32.8m	15.9m (0)	20.4m (0)	3:16.22	30.98s	32.95s
7	PEACHEE	5	34.1m	1.1m (0)	1.3m (0)	3:16.33	30.62s	34.53s
1	MRIYA DREAM	6	71.7m	20.1m (0)	47.9m (0)	3:19.46	32.80s	34.04s
6	IM GAVOCHE	7	169.1m	94.2m (0)	112.4m (0)	3:27.54	32.20s	37.13s

Finish Position and metres gained

First Arrow shows distance gain/loss from 2nd Qtr to 3rd Qtr, Second Arrow shows distance gain/loss from 3rd Qtr to Finish
Blue arrow indicates best gain in these quarters.



Gloucester Park Race 10 Distance 2130m

Tuesday, 18 June 2024

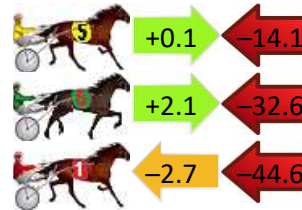
Gross Time: 2:38.90 MileRate: 2:00.10 LeadTime: 37.60s First Qtr: 31.00s Second Qtr: 30.10s Third Qtr: 29.80s Fourth Qtr: 30.40s

DATA TABLE: 800 / 400 Posi's are position from leader and (how wide the horse was at that position)

NoHorse	Plc	Mar	800 Posi	400 Posi	Time	3rd Qtr	4th Qt
4 DEKLA DIVA	1	0.0m	0.0m (0)	0.0m (0)	2:38.90	29.80s	30.40s
2 CONTROL QUEEN	2	1.4m	9.5m (0)	5.4m (0)	2:39.01	29.50s	30.11s
5 FLY EAGLEROSE	3	29.9m	15.9m (0)	15.8m (0)	2:41.28	29.80s	31.60s
6 TERASITA	4	51.3m	20.8m (0)	18.7m (1)	2:42.98	29.66s	33.08s
1 RIPPER VIEW	5	52.4m	5.1m (0)	7.8m (1)	2:43.07	30.00s	33.99s

Finish Position and metres gained

First Arrow shows distance gain/loss from 2nd Qtr to 3rd Qtr, Second Arrow shows distance gain/loss from 3rd Qtr to Finish Blue arrow indicates best gain in these quarters.



800

Visual positions in race at 2nd Quarter



400

Visual positions in race at 3rd Quarter

