

Central Wheatbelt Race 1 Distance 2130m

Sunday, 16 June 2024




Gross Time: 2:37.80 MileRate: 1:59.20 LeadTime: 38.10s First Qtr: 30.60s Second Qtr: 30.30s Third Qtr: 29.00s Fourth Qtr: 29.80s

DATA TABLE: 800 / 400 Posi's are position from leader and (how wide the horse was at that position)

No	Horse	Plc	Mar	800 Posi	400 Posi	Time	3rd Qtr	4th Qt
9	BLACKROCK	1	0.0m	11.0m (2)	0.0m (0)	2:37.80	28.20s	29.80s
2	CANDILLO	2	35.3m	3.4m (1)	11.6m (1)	2:40.56	29.58s	31.56s
10	THE THIRSTY VET	3	38.4m	12.6m (1)	21.2m (1)	2:40.80	29.61s	31.07s
7	MUMMAS LITTLE STAR	4	39.5m	9.0m (0)	20.2m (0)	2:40.88	29.80s	31.23s
8	WUT NOW	5	44.7m	17.8m (0)	25.6m (0)	2:41.29	29.55s	31.21s
1	SAVE THIS DANCE	6	46.4m	4.6m (0)	12.4m (0)	2:41.42	29.54s	32.32s
6	ROCKNROLL TRAIN	7	47.2m	0.0m (0)	8.2m (0)	2:41.49	29.56s	32.69s
5	WHOZ THIS	8	62.6m	17.0m (2)	28.0m (1)	2:42.69	29.77s	32.36s
3	AKICITA	9	75.7m	25.0m (0)	40.0m (0)	2:43.71	30.06s	32.44s
4	HOOAH	10	153.7m	8.4m (1)	45.0m (1)	2:49.80	31.57s	37.85s

Finish Position and metres gained

First Arrow shows distance gain/loss from 2nd Qtr to 3rd Qtr, Second Arrow shows distance gain/loss from 3rd Qtr to Finish
Blue arrow indicates best gain in these quarters.



Central Wheatbelt Race 2 Distance 2130m

Sunday, 16 June 2024

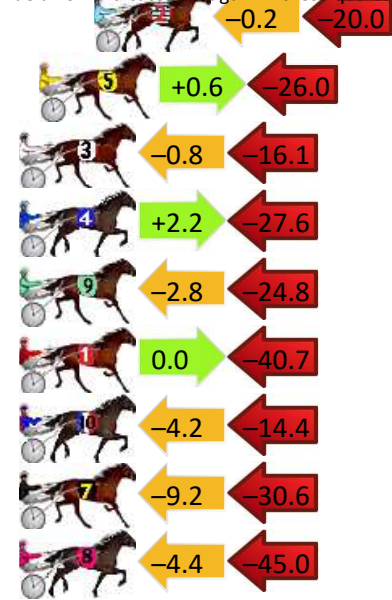
Gross Time: 2:40.40 MileRate: 2:01.20 LeadTime: 38.00s First Qtr: 31.20s Second Qtr: 31.30s Third Qtr: 29.90s Fourth Qtr: 30.00s

DATA TABLE: 800 / 400 Posi's are position from leader and (how wide the horse was at that position)

No	Horse	Plc	Mar	800 Posi	400 Posi	Time	3rd Qtr	4th Qt
6	BALTIC ACE	1	0.0m	17.0m (1)	3.0m (2)	2:40.40	28.86s	29.78s
2	ALTA HURRAH	2	25.0m	4.8m (0)	5.0m (0)	2:42.36	29.91s	31.49s
5	BATAVIA STREAMLINE	3	27.2m	1.8m (1)	1.2m (1)	2:42.54	29.85s	31.94s
3	ROSE TO FAME	4	29.5m	12.6m (1)	13.4m (0)	2:42.72	29.96s	31.20s
4	QUEEN OF STARS	5	35.0m	9.6m (0)	7.4m (1)	2:43.15	29.73s	32.06s
9	ELLIEGOZOOM	6	35.4m	7.8m (1)	10.6m (2)	2:43.18	30.11s	31.85s
1	DWAYNE	7	40.7m	0.0m (0)	0.0m (0)	2:43.60	29.89s	33.04s
10	METEOROID	8	42.8m	24.2m (0)	28.4m (1)	2:43.76	30.21s	31.07s
7	OSAKA	9	59.0m	19.2m (0)	28.4m (0)	2:45.04	30.58s	32.28s
8	ROCKINTHEBOX	10	63.8m	14.4m (0)	18.8m (0)	2:45.41	30.22s	33.36s

Finish Position and metres gained

First Arrow shows distance gain/loss from 2nd Qtr to 3rd Qtr, Second Arrow shows distance gain/loss from 3rd Qtr to Finish
Blue arrow indicates net gain in these quarters.



800

Visual positions in race at 2nd Quarter



400

Visual positions in race at 3rd Quarter



Central Wheatbelt Race 3 Distance 1730m

Sunday, 16 June 2024




Gross Time: 2:10.10 MileRate: 2:01.00 LeadTime: 7.90s First Qtr: 29.60s Second Qtr: 31.60s Third Qtr: 31.70s Fourth Qtr: 29.30s

DATA TABLE: 800 / 400 Posi's are position from leader and (how wide the horse was at that position)

NoHorse	Plc	Mar	800 Posi	400 Posi	Time	3rd Qtr	4th Qt
6 ZYANYA	1	0.0m	0.0m (0)	0.0m (0)	2:10.10	31.70s	29.30s
5 JADES FORTUNE	2	1.3m	1.8m (1)	1.8m (1)	2:10.20	31.70s	29.26s
1 FLYING TO WIN	3	6.4m	4.0m (0)	4.0m (0)	2:10.59	31.71s	29.47s
9 CRACKA TINNY	4	7.1m	8.6m (0)	8.2m (0)	2:10.65	31.67s	29.22s
2 PINK PARADE	5	10.1m	6.2m (1)	6.2m (1)	2:10.88	31.71s	29.58s
8 IDEAL WHITBY	6	11.5m	10.4m (1)	9.4m (2)	2:10.98	31.63s	29.45s
3 SWANBOURNE SPUNK	7	11.7m	13.4m (0)	12.4m (0)	2:11.00	31.62s	29.25s
4 KRAKKA LIGHTNING	8	14.7m	14.4m (1)	13.6m (1)	2:11.23	31.64s	29.38s
7 ADDA PARIS	9	223.0m	160.0m (0)	190.0m (0)	2:27.24	34.07s	31.70s

Finish Position and metres gained

First Arrow shows distance gain/loss from 2nd Qtr to 3rd Qtr, Second Arrow shows distance gain/loss from 3rd Qtr to Finish
Blue arrow indicates best gain in these quarters.



Central Wheatbelt Race 4 Distance 2130m

Sunday, 16 June 2024


Gross Time: 2:38.90 MileRate: 2:00.10 LeadTime: 38.20s First Qtr: 31.80s Second Qtr: 30.30s Third Qtr: 29.40s Fourth Qtr: 29.20s

DATA TABLE: 800 / 400 Posi's are position from leader and (how wide the horse was at that position)

NoHorse	Plc	Mar	800 Posi	400 Posi	Time	3rd Qtr	4th Qt
5 PACIFIC EAGLE	1	0.0m	0.0m (0)	0.0m (0)	2:38.90	29.40s	29.20s
6 MAJIC BAY	2	6.4m	19.4m (1)	22.0m (2)	2:39.39	29.59s	28.07s
1 JAMIE KIM	3	11.9m	4.4m (0)	4.6m (0)	2:39.81	29.42s	29.73s
8 CULLEN STAR	4	17.9m	0.6m (1)	1.4m (1)	2:40.27	29.46s	30.40s
7 PETER ROMEO	5	21.6m	9.2m (0)	10.2m (0)	2:40.55	29.48s	30.03s
3 VELVET SHADOW	6	27.0m	9.8m (1)	12.0m (2)	2:40.97	29.56s	30.29s
10 SANFORD HARRY	7	33.4m	13.6m (0)	15.8m (0)	2:41.46	29.56s	30.48s
9 SLEEK AND SWEET	8	42.5m	14.4m (1)	17.4m (2)	2:42.16	29.62s	31.02s
4 TOMMY KRUIZE	9	49.1m	5.6m (1)	12.8m (1)	2:42.66	29.93s	31.84s

Finish Position and metres gained

First Arrow shows distance gain/loss from 2nd Qtr to 3rd Qtr, Second Arrow shows distance gain/loss from 3rd Qtr to Finish
Blue arrow indicates best gain in these quarters.



Visual positions in race at 2nd Quarter



Visual positions in race at 3rd Quarter

Central Wheatbelt Race 5 Distance 2130m

Sunday, 16 June 2024


Gross Time: 2:38.90 MileRate: 2:00.00 LeadTime: 37.70s First Qtr: 32.00s Second Qtr: 30.30s Third Qtr: 29.50s Fourth Qtr: 29.40s

DATA TABLE: 800 / 400 Posi's are position from leader and (how wide the horse was at that position)

No	Horse	Plc	Mar	800 Posi	400 Posi	Time	3rd Qtr	4th Qt
10	EYE BETTER	1	0.0m	15.0m (1)	9.2m (2)	2:38.90	29.07s	28.73s
3	BARBADOS	2	5.7m	0.0m (0)	0.0m (0)	2:39.34	29.50s	29.82s
7	LOMBO MITCHINSON	3	5.9m	9.2m (0)	9.0m (0)	2:39.35	29.48s	29.17s
4	AMERICAN CRUISE	4	11.7m	11.0m (1)	4.6m (2)	2:39.80	29.03s	29.92s
9	BEYOND BLING	5	13.0m	13.4m (0)	14.2m (0)	2:39.90	29.56s	29.31s
8	MANIFESTLY EXCESIV	6	14.1m	2.4m (1)	3.4m (1)	2:39.99	29.57s	30.18s
1	HIGHLY FLAMMABLE	7	14.2m	5.0m (0)	4.8m (0)	2:39.99	29.49s	30.09s
6	JOHNNY LOMBO	8	23.3m	18.0m (0)	14.0m (1)	2:40.70	29.21s	30.08s
5	BRONZED	9	23.4m	19.0m (1)	13.8m (2)	2:40.70	29.12s	30.10s
2	YA BETTOR FOLLOWME	10	46.7m	6.8m (1)	9.4m (1)	2:42.50	29.69s	32.13s

Finish Position and metres gained

First Arrow shows distance gain/loss from 2nd Qtr to 3rd Qtr, Second Arrow shows distance gain/loss from 3rd Qtr to Finish
Blue arrow indicates best gain in these quarters.



800

Visual positions in race at 2nd Quarter



400

Visual positions in race at 3rd Quarter



Central Wheatbelt Race 6 Distance 2130m

Sunday, 16 June 2024


Gross Time: 2:43.20 MileRate: 2:03.30 LeadTime: 39.70s First Qtr: 31.50s Second Qtr: 32.00s Third Qtr: 29.20s Fourth Qtr: 30.80s

DATA TABLE: 800 / 400 Posi's are position from leader and (how wide the horse was at that position)

No	Horse	Plc	Mar	800 Posi	400 Posi	Time	3rd Qtr	4th Qt
1	HOT CINDER	1	0.0m	0.0m (0)	0.0m (0)	2:43.20	29.20s	30.80s
2	SPORTS CENTRAL	2	3.0m	4.0m (0)	4.4m (0)	2:43.44	29.23s	30.69s
10	SISTER ACT	3	5.3m	9.6m (2)	4.0m (2)	2:43.63	28.78s	30.90s
3	BATAVIA PLAYBOY	4	5.6m	2.8m (1)	3.2m (1)	2:43.65	29.23s	30.98s
4	SANFORD BART	5	6.6m	14.4m (2)	9.4m (2)	2:43.73	28.83s	30.59s
7	SHADRACH	6	9.1m	8.6m (0)	14.4m (0)	2:43.93	29.64s	30.39s
6	HILO LOUISA	7	12.4m	12.8m (0)	14.8m (1)	2:44.20	29.35s	30.62s
8	GLADYS GUGMAN	8	12.7m	6.8m (1)	10.8m (1)	2:44.22	29.49s	30.95s
9	IWILL NEVER KNOW	9	33.2m	18.2m (1)	22.0m (2)	2:45.87	29.46s	31.66s
5	CAPRICORN JOE	10	33.5m	17.8m (0)	21.4m (1)	2:45.90	29.44s	31.73s

Finish Position and metres gained

First Arrow shows distance gain/loss from 2nd Qtr to 3rd Qtr, Second Arrow shows distance gain/loss from 3rd Qtr to Finish. Blue arrow indicates best gain in these quarters.



800

Visual positions in race at 2nd Quarter



400

Visual positions in race at 3rd Quarter



Central Wheatbelt Race 7 Distance 2130m

Sunday, 16 June 2024

Gross Time: 2:41.40 MileRate: 2:01.90 LeadTime: 38.80s First Qtr: 32.10s Second Qtr: 30.80s Third Qtr: 29.70s Fourth Qtr: 30.00s

DATA TABLE: 800 / 400 Posi's are position from leader and (how wide the horse was at that position)

NoHorse	Plc	Mar	800 Posi	400 Posi	Time	3rd Qtr	4th Qt
5 LOCH TAY	1	0.0m	0.0m (0)	0.0m (0)	2:41.40	29.70s	30.00s
4 THERE AND THEN	2	21.0m	4.4m (0)	5.2m (0)	2:43.05	29.75s	31.18s
3 FOLLOW THEROCKSTAR	3	39.3m	12.2m (0)	15.4m (0)	2:44.49	29.93s	31.78s
6 PRINCE BENSON	4	41.2m	8.4m (1)	16.4m (1)	2:44.64	30.28s	31.85s
1 DOLCE LOU	5	130.2m	12.4m (1)	55.0m (0)	2:51.63	32.83s	35.61s

Finish Position and metres gained

First Arrow shows distance gain/loss from 2nd Qtr to 3rd Qtr, Second Arrow shows distance gain/loss from 3rd Qtr to Finish. Blue arrow indicates best gain in these quarters.

