

Gloucester Park Race 1 Distance 2130m

Friday, 14 June 2024


Gross Time: 2:34.10 MileRate: 1:56.50 LeadTime: 37.30s First Qtr: 30.00s Second Qtr: 29.50s Third Qtr: 29.50s Fourth Qtr: 27.80s

DATA TABLE: 800 / 400 Posi's are position from leader and (how wide the horse was at that position)

NoHorse	Plc	Mar	800 Posi	400 Posi	Time	3rd Qtr	4th Qt
4 OCTOBER REIGN	1	0.0m	0.0m (0)	0.0m (0)	2:34.10	29.50s	27.80s
3 TUBBS FARQUHAR	2	8.4m	7.9m (0)	7.9m (0)	2:34.71	29.48s	27.85s
2 SPORT SPORT SPORT	3	9.6m	4.1m (0)	4.0m (0)	2:34.80	29.48s	28.22s
5 ROCK ME OVER	4	10.4m	10.1m (1)	7.6m (3)	2:34.86	29.30s	28.02s
10 RATTLIN LILLY	5	11.6m	12.3m (0)	12.4m (0)	2:34.95	29.48s	27.77s
9 DISCO UNDER FIRE	6	17.2m	14.2m (1)	11.0m (1)	2:35.36	29.24s	28.27s
7 CARRERA MACH	7	17.8m	6.3m (1)	6.2m (2)	2:35.40	29.48s	28.66s
12 ROCKIN RUFUS	8	18.9m	16.4m (0)	16.6m (0)	2:35.48	29.48s	28.00s
11 RASCAL	9	22.0m	2.5m (1)	4.0m (1)	2:35.71	29.60s	29.12s
6 FRANCO WESTERN	10	23.0m	20.2m (0)	21.1m (0)	2:35.78	29.52s	27.98s
8 TUX AND TAILS	11	29.9m	18.3m (1)	18.3m (1)	2:36.29	29.46s	28.68s

Finish Position and metres gained

First Arrow shows distance gain/loss from 2nd Qtr to 3rd Qtr, Second Arrow shows distance gain/loss from 3rd Qtr to Finish
Blue arrow indicates best gain in these quarters.



800

Visual positions in race at 2nd Quarter



400

Visual positions in race at 3rd Quarter



Sectional Analysis Software
Not just form | Free Trial



www.facebook.com/PJHarnessRacing

RISE Digital, Harness Racing Australia nor the provider accepts any responsibility for the completeness or accuracy of any of the information contained herein, and makes no representations about its suitability for any particular purpose. Users should make their own judgements about those matters and/or seek independent advice. You assume all risks associated with use of data provided on this page

Gloucester Park Race 2 Distance 2130m

Friday, 14 June 2024


Gross Time: 2:34.60 MileRate: 1:56.80 LeadTime: 37.30s First Qtr: 30.30s Second Qtr: 29.20s Third Qtr: 28.80s Fourth Qtr: 29.00s

DATA TABLE: 800 / 400 Posi's are position from leader and (how wide the horse was at that position)

No	Horse	Plc	Mar	800 Posi	400 Posi	Time	3rd Qtr	4th Qt
4	MACHS BETTOR	1	0.0m	13.7m (1)	13.7m (1)	2:34.60	28.80s	28.02s
3	SOHO FIRESTONE	2	0.5m	9.8m (1)	9.8m (1)	2:34.64	28.80s	28.34s
8	CAPTAIN BLIGH	3	1.2m	2.0m (1)	1.7m (1)	2:34.69	28.78s	28.97s
5	MAUNGATAHI	4	3.1m	5.9m (1)	5.9m (1)	2:34.84	28.80s	28.81s
2	BELLEZZA NERA	5	3.7m	4.2m (0)	4.2m (0)	2:34.88	28.80s	28.98s
7	BETTOR MOVE ALONG	6	5.7m	12.0m (0)	12.3m (0)	2:35.03	28.82s	28.55s
6	LOUCID DREAMS	7	8.5m	8.1m (0)	8.4m (0)	2:35.25	28.82s	29.05s
1	CHASING HILL	8	11.9m	0.0m (0)	0.0m (0)	2:35.51	28.80s	29.91s
9	PELIGROSO	9	12.2m	16.5m (0)	16.4m (0)	2:35.53	28.80s	28.75s

Finish Position and metres gained

First Arrow shows distance gain/loss from 2nd Qtr to 3rd Qtr, Second Arrow shows distance gain/loss from 3rd Qtr to Finish Blue arrow indicates best gain in these quarters.



800

Visual positions in race at 2nd Quarter



400

Visual positions in race at 3rd Quarter



Gloucester Park Race 3 Distance 2130m

Friday, 14 June 2024


Gross Time: 2:34.80 MileRate: 1:57.00 LeadTime: 37.30s First Qtr: 29.60s Second Qtr: 30.00s Third Qtr: 29.30s Fourth Qtr: 28.60s

DATA TABLE: 800 / 400 Posi's are position from leader and (how wide the horse was at that position)

No	Horse	Plc	Mar	800 Posi	400 Posi	Time	3rd Qtr	4th Qt
11	IRA POOLE	1	0.0m	5.0m (1)	1.1m (2)	2:34.80	29.02s	28.52s
6	MY ULTIMATE BAXTER	2	1.9m	16.2m (0)	13.6m (0)	2:34.94	29.10s	27.76s
5	CLOUD NINE	3	4.1m	13.2m (1)	10.3m (2)	2:35.11	29.08s	28.17s
2	YANKEE LINCOLN	4	5.1m	4.0m (0)	4.7m (0)	2:35.18	29.35s	28.65s
10	FEELING ACES	5	6.0m	7.7m (0)	5.4m (1)	2:35.25	29.13s	28.66s
9	ALTA RHETT	6	9.8m	20.6m (1)	17.3m (2)	2:35.54	29.04s	28.09s
8	MACHLANI	7	10.7m	16.8m (1)	14.7m (1)	2:35.60	29.14s	28.34s
3	FRANCO ECUADOR	8	11.0m	1.1m (1)	0.0m (1)	2:35.63	29.22s	29.43s
12	BLOCKJORG	9	13.7m	11.8m (0)	9.2m (1)	2:35.83	29.10s	28.97s
7	LITTLE BITOF FUN	10	15.6m	20.3m (0)	18.3m (0)	2:35.97	29.14s	28.45s
4	IFEEL SIKDARL	11	16.2m	9.1m (1)	6.4m (2)	2:36.02	29.10s	29.35s
1	WITHOUTHETUHU	12	43.2m	0.0m (0)	8.6m (0)	2:38.04	29.92s	31.23s

Finish Position and metres gained

First Arrow shows distance gain/loss from 2nd Qtr to 3rd Qtr, Second Arrow shows distance gain/loss from 3rd Qtr to Finish
Blue arrow indicates best gain in these quarters.



800

Visual positions in race at 2nd Quarter



400

Visual positions in race at 3rd Quarter



Sectional Analysis Software

Not just form | Free Trial

www.facebook.com/PJHarnessRacing



RISE Digital, Harness Racing Australia nor the provider accepts any responsibility for the completeness or accuracy of any of the information contained herein, and makes no representations about its suitability for any particular purpose. Users should make their own judgements about those matters and/or seek independent advice. You assume all risks associated with use of data provided on this page

Gloucester Park Race 4 Distance 2130m

Friday, 14 June 2024


Gross Time: 2:32.30 MileRate: 1:55.00 LeadTime: 36.50s First Qtr: 28.50s Second Qtr: 29.40s Third Qtr: 28.70s Fourth Qtr: 29.20s

DATA TABLE: 800 / 400 Posi's are position from leader and (how wide the horse was at that position)

No	Horse	Plc	Mar	800 Posi	400 Posi	Time	3rd Qtr	4th Qt
3	LIL HAPPY FELLA	1	0.0m	7.9m (2)	5.9m (2)	2:32.30	28.56s	28.78s
11	THE MIKI TAKER	2	0.8m	3.4m (2)	1.7m (2)	2:32.36	28.58s	29.14s
9	JETT STAR	3	1.1m	15.7m (1)	14.2m (1)	2:32.38	28.60s	28.26s
7	THE CODE BREAKER	4	2.6m	11.5m (2)	9.8m (2)	2:32.50	28.58s	28.70s
10	ROCKMYSTER	5	6.2m	5.6m (0)	4.2m (0)	2:32.77	28.60s	29.37s
12	HILLVIEW BONDI	6	9.2m	8.4m (1)	9.5m (1)	2:33.00	28.78s	29.22s
6	SOLESSEO MATUCA	7	10.6m	22.2m (0)	20.9m (1)	2:33.11	28.62s	28.51s
2	MAGNUS VICTOR	8	12.0m	4.2m (1)	5.6m (1)	2:33.22	28.80s	29.72s
1	STATE OF HEAVEN	9	13.1m	1.4m (0)	0.0m (0)	2:33.30	28.60s	30.20s
5	ARMA XFACTOR	10	14.2m	0.0m (1)	0.9m (1)	2:33.39	28.76s	30.23s
4	IDEAL TOMADO	11	18.7m	9.5m (0)	8.1m (0)	2:33.73	28.60s	30.05s
8	PIERRE WHITBY	12	24.1m	16.0m (0)	19.7m (0)	2:34.15	28.98s	29.63s

Finish Position and metres gained

First Arrow shows distance gain/loss from 2nd Qtr to 3rd Qtr, Second Arrow shows distance gain/loss from 3rd Qtr to Finish
Blue arrow indicates best gain in these quarters.



800

Visual positions in race at 2nd Quarter



400

Visual positions in race at 3rd Quarter

Gloucester Park Race 5 Distance 1730m

Friday, 14 June 2024


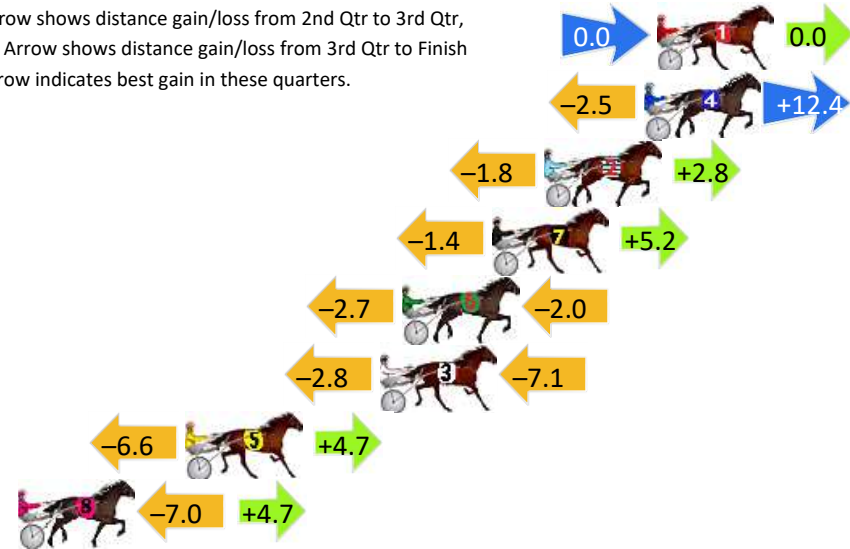
Gross Time: 2:05.10 MileRate: 1:56.30 LeadTime: 8.00s First Qtr: 30.60s Second Qtr: 29.20s Third Qtr: 28.00s Fourth Qtr: 29.30s

DATA TABLE: 800 / 400 Posi's are position from leader and (how wide the horse was at that position)

No	Horse	Plc	Mar	800 Posi	400 Posi	Time	3rd Qtr	4th Qt
1	BETTGETONPIP	1	0.0m	0.0m (0)	0.0m (0)	2:05.10	28.00s	29.30s
4	JAXS IDEAL	2	0.5m	10.4m (0)	12.9m (0)	2:05.14	28.20s	28.42s
2	MONEY WELL SPENT	3	4.5m	5.5m (0)	7.3m (0)	2:05.45	28.14s	29.13s
7	STELLA DELIZIOSA	4	6.6m	10.4m (1)	11.8m (1)	2:05.61	28.12s	28.97s
6	RUBY LOU	5	10.2m	5.5m (1)	8.2m (1)	2:05.88	28.20s	29.50s
3	HIGHVIEW HEIDI	6	11.1m	1.2m (1)	4.0m (1)	2:05.95	28.20s	29.87s
5	BONPOPPY	7	18.9m	17.0m (0)	23.6m (0)	2:06.55	28.50s	29.07s
8	ALLIZEE	8	25.6m	23.3m (0)	30.3m (0)	2:07.07	28.54s	29.11s

Finish Position and metres gained

First Arrow shows distance gain/loss from 2nd Qtr to 3rd Qtr,
Second Arrow shows distance gain/loss from 3rd Qtr to Finish
Blue arrow indicates best gain in these quarters.



8
0
0

Visual positions in race at 2nd Quarter



4
0
0

Visual positions in race at 3rd Quarter



Gloucester Park Race 6 Distance 2130m

Friday, 14 June 2024

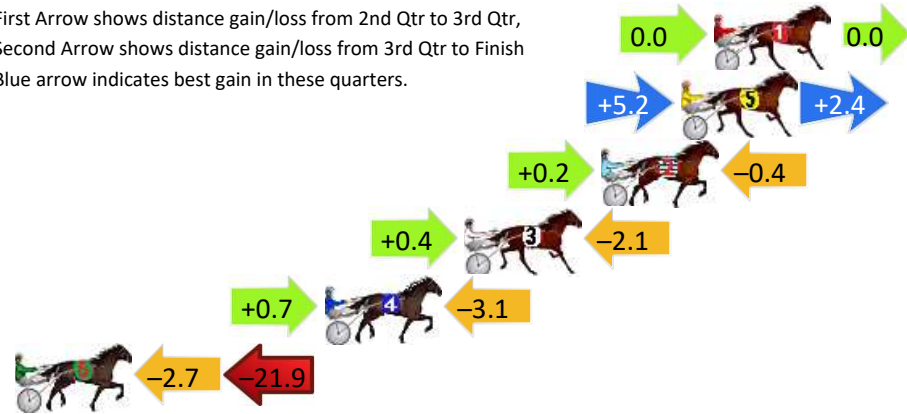
Gross Time: 2:34.20 MileRate: 1:56.50 LeadTime: 38.50s First Qtr: 30.70s Second Qtr: 29.80s Third Qtr: 28.10s Fourth Qtr: 27.10s

DATA TABLE: 800 / 400 Posi's are position from leader and (how wide the horse was at that position)

NoHorse	Plc	Mar	800 Posi	400 Posi	Time	3rd Qtr	4th Qt
1 WILDWEST	1	0.0m	0.0m (0)	0.0m (0)	2:34.20	28.10s	27.10s
5 JUMPINGJACKMAC	2	1.3m	8.9m (1)	3.7m (1)	2:34.29	27.73s	26.94s
2 ARMA EINSTEIN	3	4.5m	4.3m (0)	4.1m (0)	2:34.52	28.08s	27.14s
3 TO FAST TO SERIOUS	4	10.0m	8.3m (0)	7.9m (0)	2:34.91	28.06s	27.27s
4 HAMPTON BANNER	5	15.6m	13.2m (0)	12.5m (0)	2:35.31	28.04s	27.35s
6 WHILE THEY PRAY	6	29.2m	4.6m (1)	7.3m (1)	2:36.28	28.28s	28.68s

Finish Position and metres gained

First Arrow shows distance gain/loss from 2nd Qtr to 3rd Qtr, Second Arrow shows distance gain/loss from 3rd Qtr to Finish
Blue arrow indicates best gain in these quarters.



800

Visual positions in race at 2nd Quarter



400

Visual positions in race at 3rd Quarter

Gloucester Park Race 7 Distance 2503m

Friday, 14 June 2024




Gross Time: 3:06.70 MileRate: 1:59.50 LeadTime: 66.90s First Qtr: 32.20s Second Qtr: 28.80s Third Qtr: 28.80s Fourth Qtr: 30.00s

DATA TABLE: 800 / 400 Posi's are position from leader and (how wide the horse was at that position)

No	Horse	Plc	Mar	800 Posi	400 Posi	Time	3rd Qtr	4th Qt
7	TWOBOB CRACKER	1	0.0m	10.3m (1)	7.7m (1)	3:06.70	28.62s	29.44s
8	STREET HAWK	2	0.1m	6.4m (1)	3.8m (1)	3:06.71	28.62s	29.73s
3	LUCAPELO	3	6.4m	1.1m (1)	0.0m (1)	3:07.20	28.72s	30.50s
1	BREWERY LANE	4	22.3m	8.4m (0)	12.8m (0)	3:08.45	29.14s	30.81s
2	SOUND WAVE	5	23.6m	4.2m (0)	8.5m (0)	3:08.55	29.12s	31.24s
4	BELLISSIMO ACQUISTO	6	28.4m	0.0m (0)	2.4m (0)	3:08.93	28.98s	32.05s
5	YOU FLY WITH ME	7	28.9m	14.8m (0)	15.9m (1)	3:08.97	28.90s	31.11s
6	BETTOR CLASS	8	31.8m	20.7m (0)	20.2m (0)	3:09.20	28.80s	31.02s
9	CARANA	9	249.4m	138.3m (0)	165.5m (0)	3:26.30	31.00s	37.50s

Finish Position and metres gained

First Arrow shows distance gain/loss from 2nd Qtr to 3rd Qtr, Second Arrow shows distance gain/loss from 3rd Qtr to Finish
Blue arrow indicates best gain in these quarters.



Gloucester Park Race 8 Distance 2130m

Friday, 14 June 2024

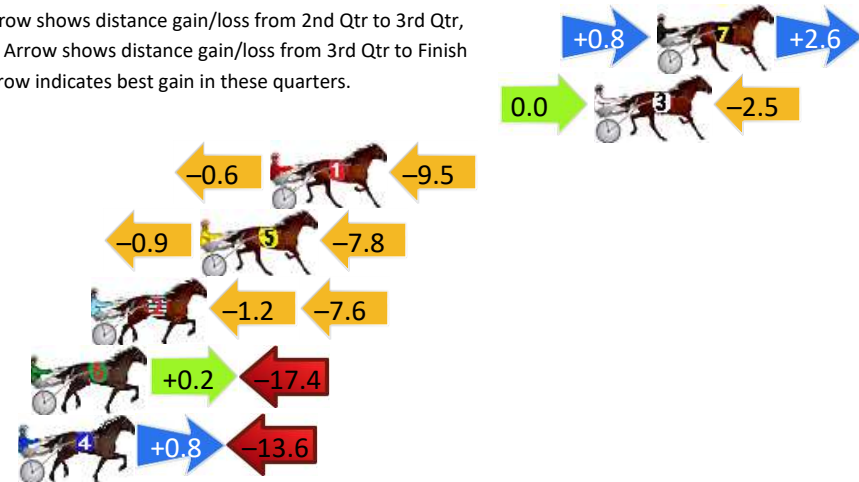
Gross Time: 2:33.30 MileRate: 1:55.90 LeadTime: 37.60s First Qtr: 29.80s Second Qtr: 29.20s Third Qtr: 28.40s Fourth Qtr: 28.30s

DATA TABLE: 800 / 400 Posi's are position from leader and (how wide the horse was at that position)

NoHorse	Plc	Mar	800 Posi	400 Posi	Time	3rd Qtr	4th Qt
7 WATER LOU	1	0.0m	3.4m (1)	2.6m (1)	2:33.30	28.34s	28.12s
3 XCEPTIONAL ARMA	2	2.5m	0.0m (0)	0.0m (0)	2:33.49	28.40s	28.49s
1 I CROSS MY HEART	3	15.5m	5.4m (0)	6.0m (0)	2:34.45	28.44s	29.03s
5 SHES A MARE	4	18.3m	9.6m (0)	10.5m (0)	2:34.66	28.46s	28.92s
2 WORLD SECRET	5	22.7m	13.9m (0)	15.1m (0)	2:34.99	28.48s	28.93s
6 AMBITSIYA	6	25.1m	7.9m (1)	7.7m (1)	2:35.17	28.38s	29.62s
4 RELATIVELY ARMA	7	25.6m	12.8m (1)	12.0m (1)	2:35.20	28.34s	29.36s

Finish Position and metres gained

First Arrow shows distance gain/loss from 2nd Qtr to 3rd Qtr, Second Arrow shows distance gain/loss from 3rd Qtr to Finish Blue arrow indicates best gain in these quarters.



800

Visual positions in race at 2nd Quarter



400

Visual positions in race at 3rd Quarter



Gloucester Park Race 9 Distance 2130m

Friday, 14 June 2024

Gross Time: 2:35.10 MileRate: 1:57.20 LeadTime: 37.00s First Qtr: 30.90s Second Qtr: 28.70s Third Qtr: 29.10s Fourth Qtr: 29.40s

DATA TABLE: 800 / 400 Posi's are position from leader and (how wide the horse was at that position)

NoHorse	Plc	Mar	800 Posi	400 Posi	Time	3rd Qtr	4th Qt
3 EVE CROCKER	1	0.0m	8.1m (0)	8.3m (0)	2:35.10	29.12s	28.80s
2 QUEENINTHECORNER	2	0.5m	0.0m (0)	0.0m (0)	2:35.14	29.10s	29.44s
1 SWEET VIVIENNE	3	3.1m	4.2m (0)	4.4m (0)	2:35.34	29.12s	29.32s
9 ACHARNE GIRL	4	3.9m	3.1m (1)	3.1m (1)	2:35.40	29.10s	29.48s
8 EYE BETTER	5	7.2m	12.9m (0)	12.4m (0)	2:35.66	29.08s	29.06s
5 SISTER CHERIE	6	13.7m	7.3m (1)	7.5m (1)	2:36.16	29.12s	29.91s
6 CHAMPAGNE STYLE	7	16.0m	16.5m (1)	16.5m (1)	2:36.33	29.12s	29.43s
4 BLAZE COOPS	8	23.1m	11.5m (1)	11.6m (1)	2:36.88	29.12s	30.34s
7 AMERICAN MONARCH	9	34.7m	18.2m (0)	20.9m (0)	2:37.77	29.32s	30.55s

Finish Position and metres gained

First Arrow shows distance gain/loss from 2nd Qtr to 3rd Qtr, Second Arrow shows distance gain/loss from 3rd Qtr to Finish. Blue arrow indicates best gain in these quarters.



800

Visual positions in race at 2nd Quarter



400

Visual positions in race at 3rd Quarter



Gloucester Park Race 10 Distance 2130m

Friday, 14 June 2024



Gross Time: 2:35.50 MileRate: 1:57.50 LeadTime: 37.00s First Qtr: 30.20s Second Qtr: 29.80s Third Qtr: 29.20s Fourth Qtr: 29.30s

DATA TABLE: 800 / 400 Posi's are position from leader and (how wide the horse was at that position)

No	Horse	Plc	Mar	800 Posi	400 Posi	Time	3rd Qtr	4th Qt
1	THE RIGHTEOUS	1	0.0m	4.7m (0)	4.7m (0)	2:35.50	29.20s	28.96s
5	SWAGGER MAN	2	0.1m	14.9m (1)	0.6m (2)	2:35.51	28.16s	29.27s
2	MAJOR OVERS	3	1.2m	0.0m (0)	0.0m (0)	2:35.59	29.20s	29.39s
10	HENWOOD BAY	4	8.2m	8.8m (0)	9.6m (0)	2:36.13	29.26s	29.23s
11	SUKHOVEY WINDSTORM	5	10.6m	13.5m (0)	14.3m (0)	2:36.31	29.26s	29.07s
8	GEE SMITH	6	12.2m	2.5m (1)	2.3m (1)	2:36.44	29.18s	30.07s
7	WALSH	7	14.8m	19.3m (1)	15.2m (1)	2:36.64	28.90s	29.34s
3	MY LITTLE BIG MAN	8	16.5m	10.8m (1)	10.8m (1)	2:36.77	29.20s	29.79s
9	LETS ROCK TONIGHT	9	16.6m	17.9m (0)	18.7m (0)	2:36.78	29.26s	29.22s
4	ACOLTNAME DSU	10	19.3m	6.6m (1)	6.4m (1)	2:36.98	29.18s	30.32s

Finish Position and metres gained

First Arrow shows distance gain/loss from 2nd Qtr to 3rd Qtr, Second Arrow shows distance gain/loss from 3rd Qtr to Finish. Blue arrow indicates best gain in these quarters.



800

Visual positions in race at 2nd Quarter



400

Visual positions in race at 3rd Quarter

