

Wagin Race 1 Distance 1776m

Friday, 7 June 2024


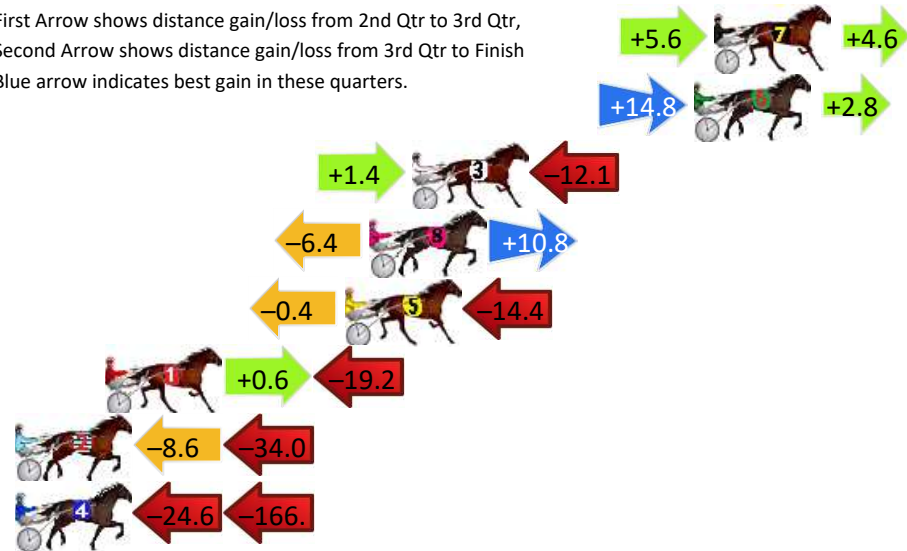
Gross Time: 2:11.10 MileRate: 1:58.80 LeadTime: 11.20s First Qtr: 30.30s Second Qtr: 29.40s Third Qtr: 30.30s Fourth Qtr: 29.90s

DATA TABLE: 800 / 400 Posi's are position from leader and (how wide the horse was at that position)


No	Horse	Plc	Mar	800 Posi	400 Posi	Time	3rd Qtr	4th Qt
7	MANEA	1	0.0m	10.2m (0)	4.6m (1)	2:11.10	29.88s	29.56s
6	SONIC SEELSTER	2	0.8m	18.4m (2)	3.6m (2)	2:11.16	29.19s	29.69s
3	OURFIRSTIMPRESSION	3	12.1m	1.4m (0)	0.0m (0)	2:12.05	30.20s	30.80s
8	TEMPT THE STARS	4	13.8m	18.2m (0)	24.6m (0)	2:12.18	30.77s	29.10s
5	ROCKNROLL TRAIN	5	14.8m	0.0m (1)	0.4m (1)	2:12.26	30.34s	30.97s
1	STAR OF THE GALAXY	6	24.4m	5.8m (0)	5.2m (0)	2:13.01	30.26s	31.33s
2	ROLLING IN CLASS	7	49.6m	7.0m (1)	15.6m (1)	2:14.99	30.96s	32.43s
4	FUNKY MUSIC	8	206.5m	15.4m (1)	40.0m (0)	2:27.28	32.22s	42.28s

Finish Position and metres gained

First Arrow shows distance gain/loss from 2nd Qtr to 3rd Qtr, Second Arrow shows distance gain/loss from 3rd Qtr to Finish
Blue arrow indicates best gain in these quarters.



Visual positions in race at 2nd Quarter



Visual positions in race at 3rd Quarter

Wagin Race 2 Distance 1776m

Friday, 7 June 2024


Gross Time: 2:12.50 MileRate: 2:00.10 LeadTime: 11.80s First Qtr: 30.00s Second Qtr: 30.00s Third Qtr: 30.00s Fourth Qtr: 30.70s

DATA TABLE: 800 / 400 Posi's are position from leader and (how wide the horse was at that position)

No	Horse	Plc	Mar	800 Posi	400 Posi	Time	3rd Qtr	4th Qt
10	SWANBOURNE SPUNK	1	0.0m	16.2m (1)	15.4m (1)	2:12.50	29.95s	29.52s
2	KEAYANG YUKON	2	1.4m	0.0m (0)	0.0m (0)	2:12.61	30.00s	30.81s
4	PINK PARADE	3	1.5m	7.8m (1)	6.2m (1)	2:12.62	29.88s	30.34s
3	CRACKA TINNY	4	2.9m	2.8m (1)	1.8m (1)	2:12.73	29.92s	30.78s
1	SHADRACH	5	4.1m	4.4m (0)	5.6m (0)	2:12.83	30.09s	30.59s
7	DWAYNE	6	6.3m	8.6m (0)	10.2m (0)	2:13.01	30.12s	30.40s
9	SANFORD BART	7	6.6m	20.6m (1)	18.4m (2)	2:13.03	29.84s	29.80s
8	ALEXANDRA THEGREAT	8	8.2m	11.8m (1)	10.4m (1)	2:13.16	29.90s	30.53s
6	SPORTS CENTRAL	9	9.4m	13.8m (0)	14.0m (0)	2:13.26	30.02s	30.35s
5	ASHIMA	10	13.5m	18.2m (0)	19.0m (0)	2:13.58	30.07s	30.28s

Finish Position and metres gained

First Arrow shows distance gain/loss from 2nd Qtr to 3rd Qtr, Second Arrow shows distance gain/loss from 3rd Qtr to Finish
Blue arrow indicates best gain in these quarters.



800

Visual positions in race at 2nd Quarter



400

Visual positions in race at 3rd Quarter



Wagin Race 3 Distance 2180m

Friday, 7 June 2024


Gross Time: 2:48.00 MileRate: 2:04.00 LeadTime: 45.90s First Qtr: 32.50s Second Qtr: 31.70s Third Qtr: 29.50s Fourth Qtr: 28.40s

DATA TABLE: 800 / 400 Posi's are position from leader and (how wide the horse was at that position)

No	Horse	Plc	Mar	800 Posi	400 Posi	Time	3rd Qtr	4th Qt
1	FORSURE	1	0.0m	0.0m (0)	0.0m (0)	2:48.00	29.50s	28.40s
4	HIGHLY FLAMMABLE	2	2.1m	1.2m (1)	2.4m (1)	2:48.16	29.59s	28.38s
7	RUSINOL	3	4.1m	4.2m (0)	4.6m (0)	2:48.31	29.53s	28.36s
9	ALTA HURRAH	4	10.2m	8.4m (0)	9.0m (0)	2:48.76	29.54s	28.48s
3	STEP IT UP	5	11.8m	5.0m (1)	7.4m (1)	2:48.88	29.68s	28.71s
6	THE RIGHTEOUS	6	12.2m	16.8m (1)	8.8m (3)	2:48.91	28.93s	28.64s
10	ELLIEGOZOOM	7	14.1m	12.6m (0)	12.2m (1)	2:49.05	29.47s	28.53s
5	GRAPELLIES BOY	8	14.4m	16.8m (0)	19.0m (0)	2:49.07	29.65s	28.08s
8	IDEAL WHITBY	9	19.3m	12.6m (2)	5.2m (2)	2:49.44	28.99s	29.40s
2	MADDY MADDY	10	21.4m	10.2m (1)	10.0m (2)	2:49.60	29.50s	29.20s

Finish Position and metres gained

First Arrow shows distance gain/loss from 2nd Qtr to 3rd Qtr, Second Arrow shows distance gain/loss from 3rd Qtr to Finish
Blue arrow indicates best gain in these quarters.



800

Visual positions in race at 2nd Quarter



400

Visual positions in race at 3rd Quarter



Wagin Race 4 Distance 1776m

Friday, 7 June 2024


Gross Time: 2:13.20 MileRate: 2:00.70 LeadTime: 11.40s First Qtr: 31.20s Second Qtr: 29.80s Third Qtr: 30.80s Fourth Qtr: 30.00s

DATA TABLE: 800 / 400 Posi's are position from leader and (how wide the horse was at that position)

No	Horse	Plc	Mar	800 Posi	400 Posi	Time	3rd Qtr	4th Qt
6	THE THIRSTY VET	1	0.0m	13.6m (1)	8.4m (2)	2:13.20	30.40s	29.37s
10	MISTER KOPA	2	0.1m	9.4m (1)	2.2m (2)	2:13.21	30.25s	29.84s
1	SAVE THIS DANCE	3	4.4m	6.2m (0)	7.2m (1)	2:13.55	30.87s	29.79s
8	ROCK THE BANK	4	6.2m	4.4m (1)	3.2m (1)	2:13.69	30.71s	30.22s
2	IWILL NEVER KNOW	5	8.8m	0.0m (1)	0.0m (0)	2:13.89	30.81s	30.66s
5	HEEZ TRUE BLUE	6	16.8m	17.6m (1)	16.4m (2)	2:14.52	30.71s	30.03s
3	ROSE TO FAME	7	22.7m	19.2m (0)	24.6m (1)	2:14.98	31.21s	29.86s
9	INFRINGEMENTNOTICE	8	27.7m	14.6m (0)	19.4m (0)	2:15.38	31.17s	30.62s
7	READY TO ATTACK	9	50.3m	10.8m (0)	16.8m (1)	2:17.15	31.29s	32.50s
4	HOOAH	10	71.0m	2.4m (0)	10.0m (0)	2:18.78	31.44s	34.55s

Finish Position and metres gained

First Arrow shows distance gain/loss from 2nd Qtr to 3rd Qtr, Second Arrow shows distance gain/loss from 3rd Qtr to Finish
Blue arrow indicates best gain in these quarters.



800

Visual positions in race at 2nd Quarter



400

Visual positions in race at 3rd Quarter



Wagin Race 5 Distance 1776m

Friday, 7 June 2024


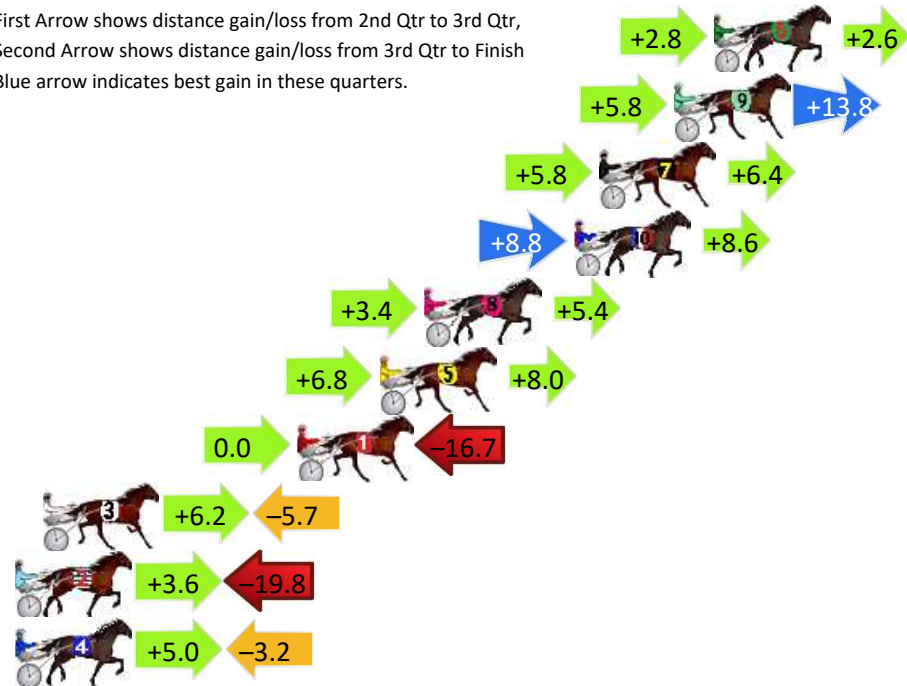
Gross Time: 2:12.10 MileRate: 1:59.70 LeadTime: 12.50s First Qtr: 29.80s Second Qtr: 29.70s Third Qtr: 29.80s Fourth Qtr: 30.30s

DATA TABLE: 800 / 400 Posi's are position from leader and (how wide the horse was at that position)

No	Horse	Plc	Mar	800 Posi	400 Posi	Time	3rd Qtr	4th Qt
6	I SEE FIRE	1	0.0m	5.4m (0)	2.6m (1)	2:12.10	29.59s	30.10s
9	MAJIC BAY	2	1.6m	21.2m (0)	15.4m (0)	2:12.23	29.38s	29.26s
7	PRIDDAH	3	4.6m	16.8m (0)	11.0m (0)	2:12.46	29.37s	29.82s
10	ELLUCIFER	4	5.6m	23.0m (1)	14.2m (2)	2:12.54	29.15s	29.65s
8	PACIFIC EAGLE	5	11.6m	20.4m (2)	17.0m (3)	2:13.02	29.55s	29.89s
5	SANFORD HARRY	6	13.4m	28.2m (0)	21.4m (0)	2:13.16	29.30s	29.70s
1	PETER ROMEO	7	16.7m	0.0m (0)	0.0m (0)	2:13.42	29.79s	31.56s
3	IM ROCKIN ROD	8	26.9m	27.4m (1)	21.2m (1)	2:14.23	29.33s	30.73s
2	LUCIENNE	9	33.6m	17.4m (1)	13.8m (1)	2:14.77	29.52s	31.79s
4	THE MIGHTY WARRIOR	10	36.2m	38.0m (0)	33.0m (0)	2:14.97	29.42s	30.54s

Finish Position and metres gained

First Arrow shows distance gain/loss from 2nd Qtr to 3rd Qtr, Second Arrow shows distance gain/loss from 3rd Qtr to Finish
Blue arrow indicates best gain in these quarters.



Wagin Race 6 Distance 2180m

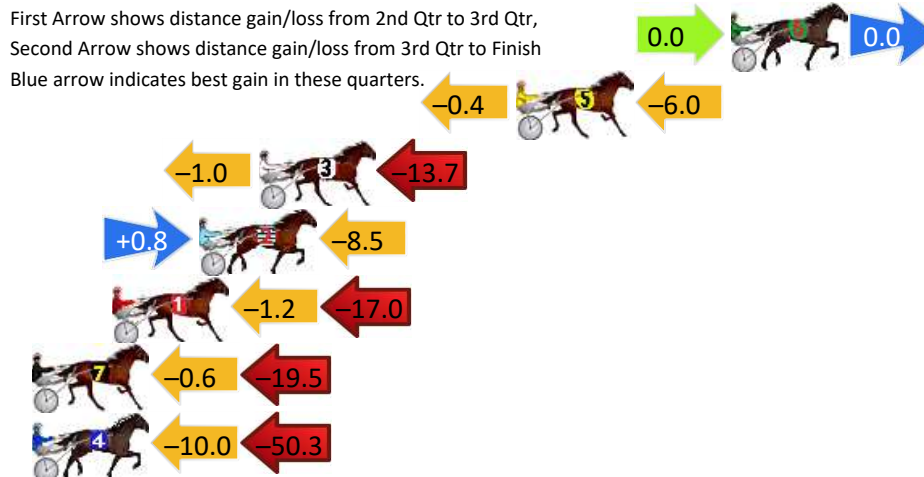
Friday, 7 June 2024

Gross Time: 2:52.80 MileRate: 2:07.60 LeadTime: 47.00s First Qtr: 33.60s Second Qtr: 33.50s Third Qtr: 31.30s Fourth Qtr: 27.40s

DATA TABLE: 800 / 400 Posi's are position from leader and (how wide the horse was at that position)

No	Horse	Plc	Mar	800 Posi	400 Posi	Time	3rd Qtr	4th Qt
6	NOBLE THORONDOR	1	0.0m	0.0m (0)	0.0m (0)	2:52.80	31.30s	27.40s
5	WORLD COMBINATION	2	8.6m	2.2m (1)	2.6m (1)	2:53.42	31.36s	27.81s
3	RUN BOB RUN	3	18.9m	4.2m (0)	5.2m (0)	2:54.16	31.44s	28.33s
2	UP AND ALIVE	4	21.3m	13.6m (0)	12.8m (1)	2:54.34	31.28s	27.98s
1	ALLIZEE	5	24.8m	6.6m (1)	7.8m (1)	2:54.59	31.47s	28.56s
7	ROCKY MAGUIRE	6	28.7m	8.6m (0)	9.2m (0)	2:54.87	31.44s	28.73s
4	MELLEK	7	78.3m	18.0m (0)	28.0m (0)	2:58.45	32.27s	30.83s

Finish Position and metres gained



800

Visual positions in race at 2nd Quarter



400

Visual positions in race at 3rd Quarter

Wagin Race 7 Distance 2180m

Friday, 7 June 2024

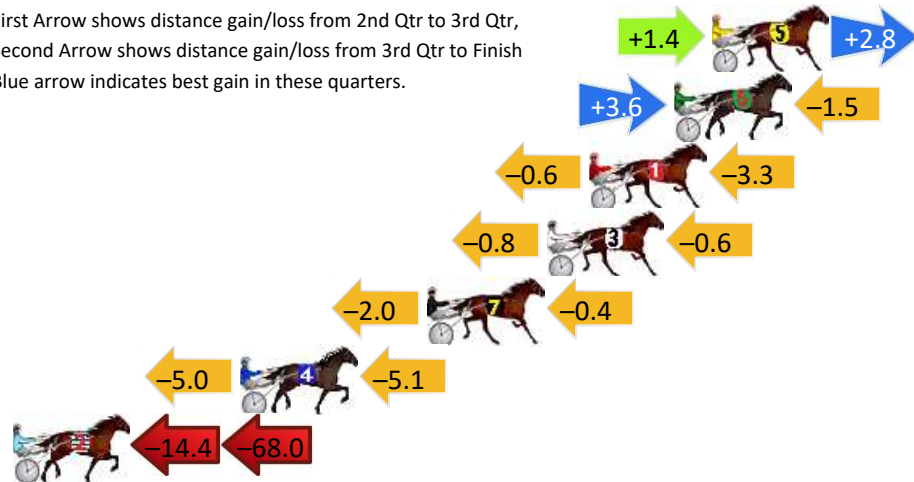
Gross Time: 2:48.40 MileRate: 2:04.30 LeadTime: 43.10s First Qtr: 31.70s Second Qtr: 31.20s Third Qtr: 31.10s Fourth Qtr: 31.30s

DATA TABLE: 800 / 400 Posi's are position from leader and (how wide the horse was at that position)

No	Horse	Plc	Mar	800 Posi	400 Posi	Time	3rd Qtr	4th Qt
5	WUT NOW	1	0.0m	4.2m (1)	2.8m (2)	2:48.40	30.99s	31.08s
6	ALZ SUNSHINE	2	1.5m	3.6m (2)	0.0m (1)	2:48.52	30.82s	31.42s
1	BATAVIA JANE	3	4.9m	1.0m (0)	1.6m (0)	2:48.80	31.15s	31.56s
3	LUCY HELEN	4	6.6m	5.2m (0)	6.0m (0)	2:48.94	31.16s	31.35s
7	CAPPY THE FIREY	5	11.4m	9.0m (0)	11.0m (0)	2:49.33	31.26s	31.33s
4	JUST A HAPPY MAN	6	18.9m	8.8m (1)	13.8m (2)	2:49.95	31.49s	31.70s
2	SHES A DACTYL	7	82.4m	0.0m (1)	14.4m (1)	2:55.14	32.20s	36.59s

Finish Position and metres gained

First Arrow shows distance gain/loss from 2nd Qtr to 3rd Qtr, Second Arrow shows distance gain/loss from 3rd Qtr to Finish
Blue arrow indicates best gain in these quarters.



800

Visual positions in race at 2nd Quarter



400

Visual positions in race at 3rd Quarter

