

# Gloucester Park Race 1 Distance 2130m

Tuesday, 4 June 2024


Gross Time: 2:38.80 MileRate: 2:00.00 LeadTime: 38.00s First Qtr: 29.90s Second Qtr: 31.60s Third Qtr: 30.10s Fourth Qtr: 29.20s

DATA TABLE: 800 / 400 Posi's are position from leader and (how wide the horse was at that position)

No	Horse	Plc	Mar	800 Posi	400 Posi	Time	3rd Qtr	4th Qt
1	SEAGRASS	1	0.0m	0.0m (0)	0.0m (0)	2:38.80	30.10s	29.20s
10	SWAGGER MAN	2	3.0m	4.6m (0)	4.4m (0)	2:39.03	30.08s	29.10s
11	GOTA GOOD WARHOL	3	4.8m	8.6m (0)	8.6m (0)	2:39.17	30.10s	28.92s
3	SIR BELVEDERE	4	5.4m	5.4m (1)	6.0m (1)	2:39.21	30.14s	29.16s
6	ABSOLUTE DELIGHT	5	7.3m	1.6m (1)	2.2m (1)	2:39.36	30.15s	29.57s
9	EUSTON FLYER	6	9.5m	16.8m (0)	17.0m (0)	2:39.53	30.11s	28.66s
12	LETS ROCK TONIGHT	7	9.6m	12.6m (0)	12.6m (0)	2:39.54	30.10s	28.98s
7	DOCTOR STEVE	8	13.4m	21.0m (0)	21.2m (0)	2:39.83	30.11s	28.63s
4	JADES FORTUNE	9	16.9m	13.6m (1)	15.4m (1)	2:40.09	30.23s	29.31s
8	THE LIGHTNING STRIKE	10	22.6m	17.6m (1)	21.0m (1)	2:40.53	30.35s	29.32s
2	TRUNKEY FETCH	11	23.7m	9.2m (1)	9.8m (1)	2:40.62	30.16s	30.21s

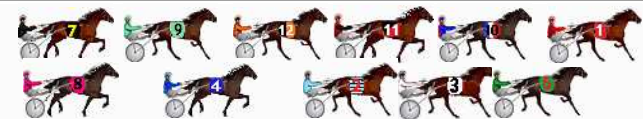
## Finish Position and metres gained

First Arrow shows distance gain/loss from 2nd Qtr to 3rd Qtr, Second Arrow shows distance gain/loss from 3rd Qtr to Finish  
Blue arrow indicates best gain in these quarters.



800

Visual positions in race at 2nd Quarter



400

Visual positions in race at 3rd Quarter



Sectional Analysis Software  
Not just form | Free Trial



RISE Digital, Harness Racing Australia nor the provider accepts any responsibility for the completeness or accuracy of any of the information contained herein, and makes no representations about its suitability for any particular purpose. Users should make their own judgements about those matters and/or seek independent advice. You assume all risks associated with use of data provided on this page

www.facebook.com/PJHarnessRacing

# Gloucester Park Race 2 Distance 2130m

Tuesday, 4 June 2024

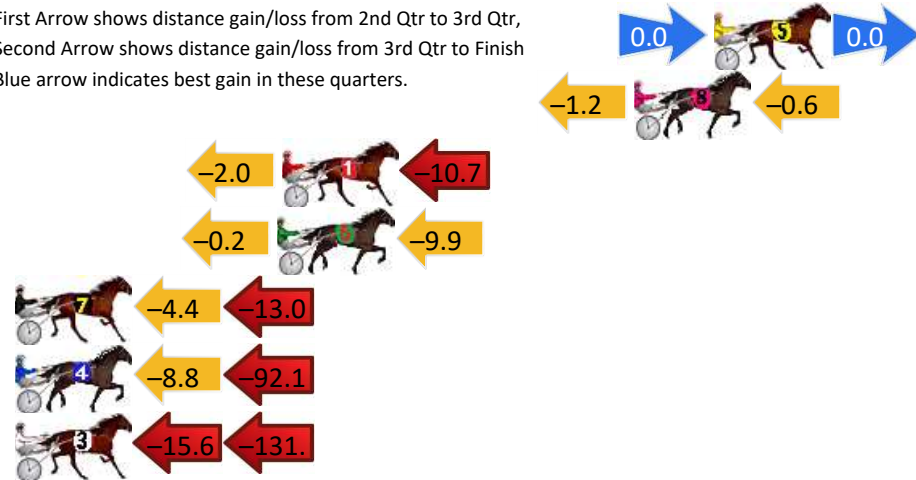
Gross Time: 2:34.00 MileRate: 1:56.40 LeadTime: 37.90s First Qtr: 29.90s Second Qtr: 28.70s Third Qtr: 28.30s Fourth Qtr: 29.20s

DATA TABLE: 800 / 400 Posi's are position from leader and (how wide the horse was at that position)

NoHorse	Plc	Mar	800 Posi	400 Posi	Time	3rd Qtr	4th Qt
5	CHACO EAGLE	1	0.0m	0.0m (0)	2:34.00	28.30s	29.20s
8	TUALOU	2	3.2m	1.4m (1)	2:34.25	28.39s	29.24s
1	TORREVEAN VELOCE	3	17.3m	4.6m (0)	2:35.33	28.43s	29.98s
6	THE WAND WAVER	4	17.5m	7.4m (1)	2:35.34	28.30s	29.92s
7	LORD PUBLISHER	5	29.2m	11.8m (1)	2:36.24	28.60s	30.14s
4	BETTORORWORSE	6	114.7m	13.8m (0)	2:42.79	28.83s	35.89s
3	GEARSINAWHIRL	7	156.0m	9.2m (0)	2:45.95	29.27s	38.72s

## Finish Position and metres gained

First Arrow shows distance gain/loss from 2nd Qtr to 3rd Qtr, Second Arrow shows distance gain/loss from 3rd Qtr to Finish  
Blue arrow indicates best gain in these quarters.



800

Visual positions in race at 2nd Quarter



400

Visual positions in race at 3rd Quarter



# Gloucester Park Race 3 Distance 2130m

Tuesday, 4 June 2024

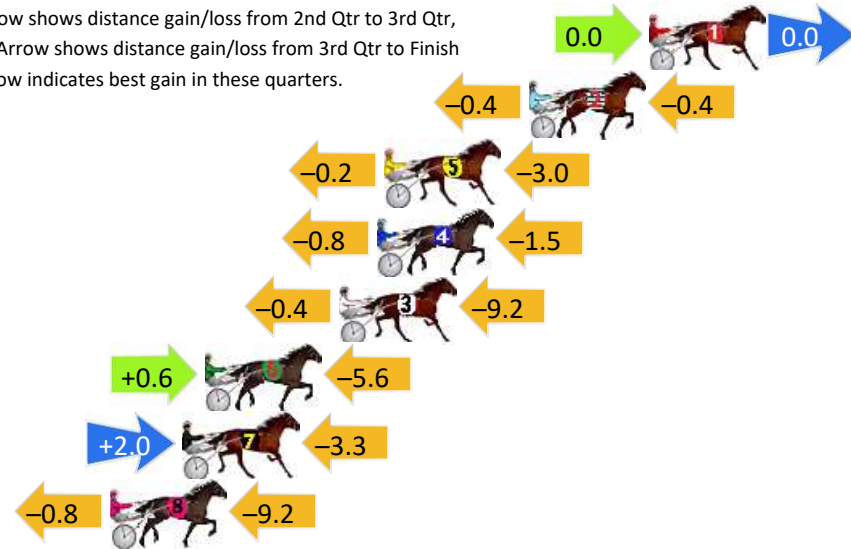
Gross Time: 2:37.30 MileRate: 1:58.80 LeadTime: 39.30s First Qtr: 30.80s Second Qtr: 30.30s Third Qtr: 28.60s Fourth Qtr: 28.30s

DATA TABLE: 800 / 400 Posi's are position from leader and (how wide the horse was at that position)

No	Horse	Plc	Mar	800 Posi	400 Posi	Time	3rd Qtr	4th Qt
1	YANKEE LINCOLN	1	0.0m	0.0m (0)	0.0m (0)	2:37.30	28.60s	28.30s
2	MEGA MACH	2	4.8m	4.0m (0)	4.4m (0)	2:37.66	28.63s	28.33s
5	CHAMPAGNE STYLE	3	10.6m	7.4m (1)	7.6m (1)	2:38.09	28.62s	28.51s
4	PIVOTAL	4	10.9m	8.6m (0)	9.4m (0)	2:38.11	28.66s	28.41s
3	MANIFESTLY EXCESIV	5	12.4m	2.8m (1)	3.2m (1)	2:38.22	28.63s	28.95s
6	LUCKY GALLEON	6	17.8m	12.8m (0)	12.2m (2)	2:38.62	28.56s	28.69s
7	PATRIKIAR	7	18.7m	17.4m (0)	15.4m (0)	2:38.69	28.46s	28.53s
8	PATH OF GOLD	8	21.6m	11.6m (1)	12.4m (1)	2:38.91	28.66s	28.95s

## Finish Position and metres gained

First Arrow shows distance gain/loss from 2nd Qtr to 3rd Qtr,  
Second Arrow shows distance gain/loss from 3rd Qtr to Finish  
Blue arrow indicates best gain in these quarters.



8  
0  
0

Visual positions in race at 2nd Quarter



4  
0  
0

Visual positions in race at 3rd Quarter



# Gloucester Park Race 4 Distance 2130m

Tuesday, 4 June 2024


Gross Time: 2:34.70 MileRate: 1:56.90 LeadTime: 37.40s First Qtr: 30.30s Second Qtr: 29.40s Third Qtr: 28.40s Fourth Qtr: 29.20s

DATA TABLE: 800 / 400 Posi's are position from leader and (how wide the horse was at that position)

No	Horse	Plc	Mar	800 Posi	400 Posi	Time	3rd Qtr	4th Qt
3	EYE BETTER	1	0.0m	0.0m (0)	0.0m (0)	2:34.70	28.40s	29.20s
1	AMERICAN MONARCH	2	2.4m	4.6m (0)	4.4m (0)	2:34.88	28.39s	29.05s
7	AMERICAN BULLITT	3	5.7m	15.8m (1)	13.6m (2)	2:35.14	28.25s	28.63s
8	HENGHENG	4	8.6m	6.8m (1)	7.2m (1)	2:35.36	28.43s	29.30s
5	CAVALRY CALL	5	10.9m	13.6m (0)	13.4m (0)	2:35.53	28.39s	29.02s
4	WHOS THE DAD	6	12.2m	1.6m (1)	2.8m (1)	2:35.63	28.48s	29.88s
6	FIREPLAY	7	31.0m	11.0m (1)	14.6m (1)	2:37.07	28.64s	30.39s
2	TORREVEAN AMY	8	37.3m	8.8m (0)	8.6m (0)	2:37.56	28.36s	31.28s

## Finish Position and metres gained

First Arrow shows distance gain/loss from 2nd Qtr to 3rd Qtr, Second Arrow shows distance gain/loss from 3rd Qtr to Finish  
Blue arrow indicates best gain in these quarters.



8  
0  
0

Visual positions in race at 2nd Quarter



4  
0  
0

Visual positions in race at 3rd Quarter





# Gloucester Park Race 5 Distance 2536m

Tuesday, 4 June 2024


Gross Time: 3:12.10 MileRate: 2:01.90 LeadTime: 71.20s First Qtr: 31.50s Second Qtr: 31.10s Third Qtr: 29.80s Fourth Qtr: 28.50s

DATA TABLE: 800 / 400 Posi's are position from leader and (how wide the horse was at that position)

No	Horse	Plc	Mar	800 Posi	400 Posi	Time	3rd Qtr	4th Qt
11	ROAD CLOSURE	1	0.0m	6.0m (1)	6.4m (2)	3:12.10	29.82s	28.05s
8	TRIROYALE BRIGADE	2	1.9m	14.2m (1)	2.2m (2)	3:12.24	28.93s	28.48s
1	RAKERO RAIDER	3	2.1m	4.8m (0)	5.8m (0)	3:12.26	29.87s	28.24s
6	CAMS BOULDER	4	4.1m	0.0m (0)	0.0m (0)	3:12.41	29.81s	28.79s
12	BALTIC ACE	5	7.4m	12.8m (0)	13.8m (0)	3:12.65	29.86s	28.05s
10	LUKE ATTACK	6	8.4m	9.0m (0)	9.2m (1)	3:12.73	29.81s	28.44s
5	BEALAWYER	7	9.6m	20.6m (0)	15.0m (1)	3:12.82	29.39s	28.12s
2	RISING SPIRIT	8	21.4m	2.0m (1)	3.6m (1)	3:13.70	29.94s	29.76s
9	THE FALCON PRINCE	9	25.1m	24.8m (0)	25.0m (1)	3:13.98	29.81s	28.51s
7	FOLLOW THE MUSIC	10	26.6m	10.0m (1)	12.6m (2)	3:14.09	30.01s	29.49s
3	TEPELO STAR	11	43.0m	17.0m (0)	20.2m (0)	3:15.32	30.07s	30.12s

## Finish Position and metres gained

First Arrow shows distance gain/loss from 2nd Qtr to 3rd Qtr, Second Arrow shows distance gain/loss from 3rd Qtr to Finish  
Blue arrow indicates best gain in these quarters.



800

Visual positions in race at 2nd Quarter



400

Visual positions in race at 3rd Quarter



Sectional Analysis Software  
Not just form | Free Trial



RISE Digital, Harness Racing Australia nor the provider accepts any responsibility for the completeness or accuracy of any of the information contained herein, and makes no representations about its suitability for any particular purpose. Users should make their own judgements about those matters and/or seek independent advice. You assume all risks associated with use of data provided on this page

www.facebook.com/PJHarnessRacing

# Gloucester Park Race 6 Distance 2130m

Tuesday, 4 June 2024


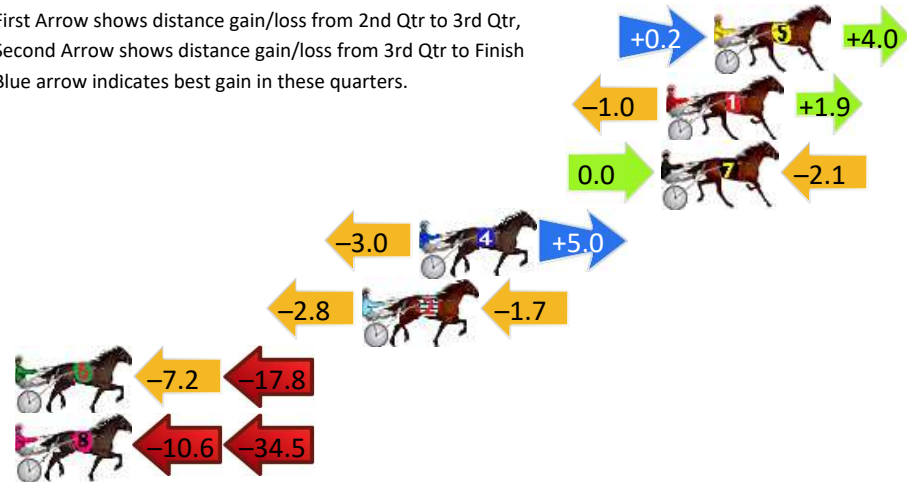
Gross Time: 2:35.40 MileRate: 1:57.40 LeadTime: 38.10s First Qtr: 30.90s Second Qtr: 29.40s Third Qtr: 28.20s Fourth Qtr: 28.80s

DATA TABLE: 800 / 400 Posi's are position from leader and (how wide the horse was at that position)

No	Horse	Plc	Mar	800 Posi	400 Posi	Time	3rd Qtr	4th Qt
5	SECRET REACTION	1	0.0m	4.2m (0)	4.0m (0)	2:35.40	28.19s	28.51s
1	WALL STREET GIRL	2	1.9m	2.8m (1)	3.8m (1)	2:35.54	28.27s	28.66s
7	CATCH THE RED EYE	3	2.1m	0.0m (0)	0.0m (0)	2:35.56	28.20s	28.95s
4	MALAKIE	4	11.8m	13.8m (0)	16.8m (0)	2:36.29	28.42s	28.44s
2	SISTER ACT	5	14.1m	9.6m (0)	12.4m (0)	2:36.47	28.40s	28.92s
6	LADY VALASCA	6	39.4m	14.4m (1)	21.6m (0)	2:38.38	28.70s	30.07s
8	LILLY LAGUNA	7	53.3m	8.2m (1)	18.8m (1)	2:39.43	28.93s	31.27s

## Finish Position and metres gained

First Arrow shows distance gain/loss from 2nd Qtr to 3rd Qtr, Second Arrow shows distance gain/loss from 3rd Qtr to Finish Blue arrow indicates best gain in these quarters.



# Gloucester Park Race 7 Distance 2130m

Tuesday, 4 June 2024


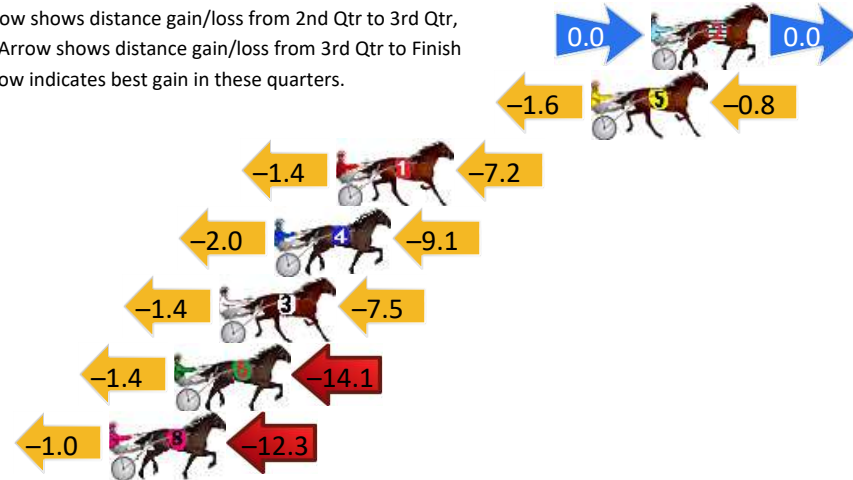
Gross Time: 2:39.30 MileRate: 2:00.30 LeadTime: 38.60s First Qtr: 31.90s Second Qtr: 29.80s Third Qtr: 29.60s Fourth Qtr: 29.40s

DATA TABLE: 800 / 400 Posi's are position from leader and (how wide the horse was at that position)

No	Horse	Plc	Mar	800 Posi	400 Posi	Time	3rd Qtr	4th Qt
2	CEE DEE THREE	1	0.0m	0.0m (0)	0.0m (0)	2:39.30	29.60s	29.40s
5	ROLLYOUROWN	2	2.4m	0.0m (1)	1.6m (1)	2:39.49	29.72s	29.46s
1	VEEFORVICTORY	3	12.6m	4.0m (0)	5.4m (0)	2:40.27	29.70s	29.93s
4	SPINNER OF YARNS	4	15.1m	4.0m (1)	6.0m (1)	2:40.46	29.75s	30.07s
3	VISITING HOURS	5	17.3m	8.4m (0)	9.8m (0)	2:40.63	29.70s	29.95s
6	BELLE LIVIA STAR	6	19.1m	3.6m (2)	5.0m (2)	2:40.77	29.71s	30.43s
8	DONT GOIN THEWATER	7	21.7m	8.4m (1)	9.4m (2)	2:40.97	29.68s	30.30s

## Finish Position and metres gained

First Arrow shows distance gain/loss from 2nd Qtr to 3rd Qtr, Second Arrow shows distance gain/loss from 3rd Qtr to Finish  
Blue arrow indicates best gain in these quarters.



Visual positions in race at 2nd Quarter



Visual positions in race at 3rd Quarter

# Gloucester Park Race 8 Distance 2130m

Tuesday, 4 June 2024


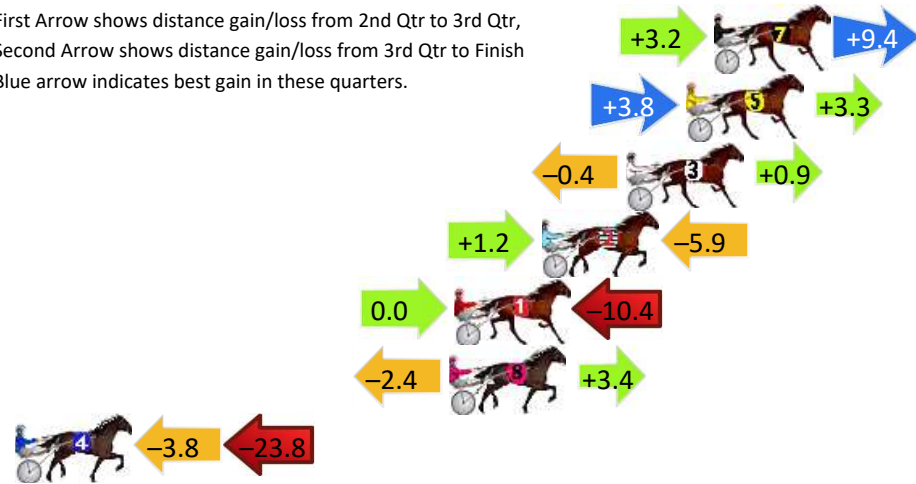
Gross Time: 2:36.10 MileRate: 1:58.00 LeadTime: 37.50s First Qtr: 30.20s Second Qtr: 29.50s Third Qtr: 29.20s Fourth Qtr: 29.70s

DATA TABLE: 800 / 400 Posi's are position from leader and (how wide the horse was at that position)


No	Horse	Plc	Mar	800 Posi	400 Posi	Time	3rd Qtr	4th Qt
7	SHE'S A MARE	1	0.0m	12.6m (0)	9.4m (0)	2:36.10	28.97s	29.01s
5	PUSHBUTTON ROCK	2	1.1m	8.2m (0)	4.4m (2)	2:36.19	28.92s	29.46s
3	PRINCESS MICKAYLA	3	3.5m	4.0m (0)	4.4m (0)	2:36.37	29.23s	29.63s
2	PRINCESS KATIE	4	6.9m	2.2m (1)	1.0m (1)	2:36.64	29.11s	30.14s
1	DEKLA DIVA	5	10.4m	0.0m (0)	0.0m (0)	2:36.91	29.19s	30.47s
8	STELLAR EDITION	6	10.6m	11.6m (1)	14.0m (0)	2:36.93	29.38s	29.45s
4	SIMPLYTHEBEST	7	34.2m	6.6m (1)	10.4m (1)	2:38.76	29.46s	31.46s

## Finish Position and metres gained

First Arrow shows distance gain/loss from 2nd Qtr to 3rd Qtr, Second Arrow shows distance gain/loss from 3rd Qtr to Finish  
Blue arrow indicates best gain in these quarters.



Visual positions in race at 2nd Quarter



Visual positions in race at 3rd Quarter





# Gloucester Park Race 9 Distance 2130m

Tuesday, 4 June 2024

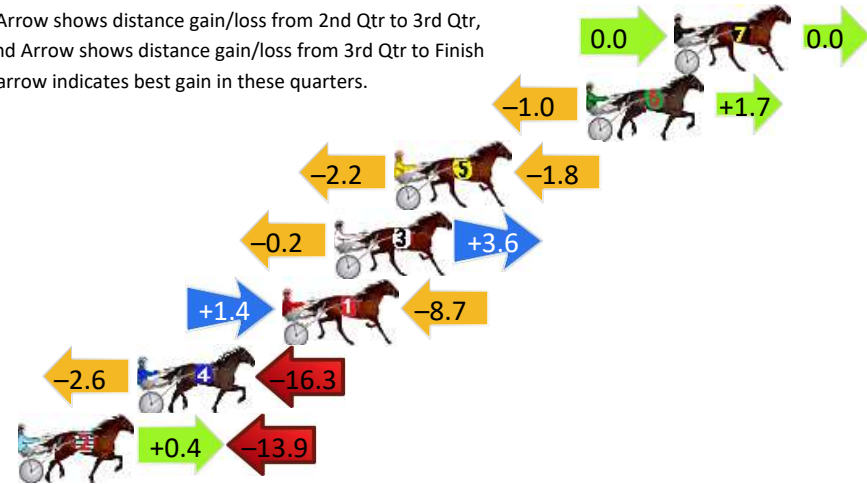
Gross Time: 2:39.90 MileRate: 2:00.80 LeadTime: 37.80s First Qtr: 32.30s Second Qtr: 30.10s Third Qtr: 29.70s Fourth Qtr: 30.00s

DATA TABLE: 800 / 400 Posi's are position from leader and (how wide the horse was at that position)

No	Horse	Plc	Mar	800 Posi	400 Posi	Time	3rd Qtr	4th Qt
7	ESCAPEFROMREALITY	1	0.0m	0.0m (0)	0.0m (0)	2:39.90	29.70s	30.00s
6	WATCH ME WAVE	2	3.5m	4.2m (0)	5.2m (1)	2:40.18	29.77s	29.87s
5	SYNCOPATION	3	11.2m	7.2m (1)	9.4m (2)	2:40.78	29.86s	30.13s
3	TORREVEAN PINKY	4	13.6m	17.0m (0)	17.2m (0)	2:40.97	29.72s	29.73s
1	SHES A DACTYL	5	15.7m	8.4m (0)	7.0m (0)	2:41.13	29.59s	30.65s
4	CINDYS SECRET	6	21.5m	2.6m (1)	5.2m (2)	2:41.59	29.89s	31.22s
2	SASSY DANCER	7	26.3m	12.8m (0)	12.4m (0)	2:41.97	29.67s	31.04s

## Finish Position and metres gained

First Arrow shows distance gain/loss from 2nd Qtr to 3rd Qtr, Second Arrow shows distance gain/loss from 3rd Qtr to Finish  
Blue arrow indicates best gain in these quarters.



8  
0  
0

Visual positions in race at 2nd Quarter



4  
0  
0

Visual positions in race at 3rd Quarter

