

# Central Wheatbelt Race 1 Distance 1730m

Sunday, 2 June 2024

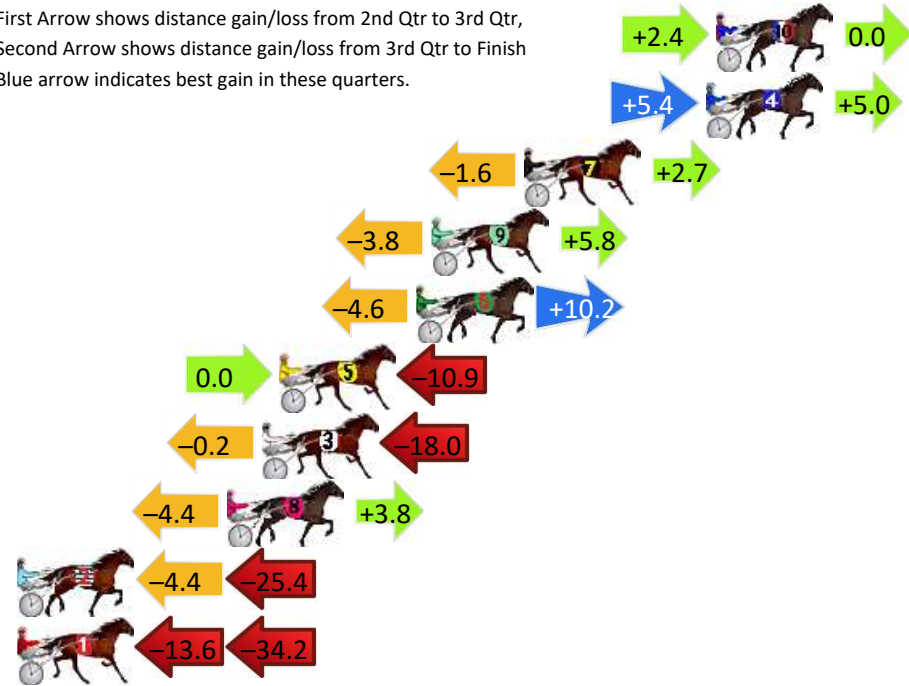
Gross Time: 2:10.30 MileRate: 2:01.20 LeadTime: 8.80s First Qtr: 29.80s Second Qtr: 31.20s Third Qtr: 29.50s Fourth Qtr: 31.00s

DATA TABLE: 800 / 400 Posi's are position from leader and (how wide the horse was at that position)

No	Horse	Plc	Mar	800 Posi	400 Posi	Time	3rd Qtr	4th Qt
10	LETS ROCK TONIGHT	1	0.0m	2.4m (1)	0.0m (1)	2:10.30	29.32s	31.00s
4	JAMIE KIM	2	0.4m	10.8m (1)	5.4m (1)	2:10.33	29.10s	30.61s
7	STAPLETON	3	7.7m	8.8m (0)	10.4m (1)	2:10.92	29.63s	30.79s
9	SPORTS CENTRAL	4	11.4m	13.4m (0)	17.2m (1)	2:11.22	29.80s	30.55s
6	HILO LOUISA	5	12.0m	17.6m (0)	22.2m (1)	2:11.27	29.86s	30.21s
5	PINK PARADE	6	17.5m	6.6m (1)	6.6m (0)	2:11.72	29.48s	31.84s
3	METEOROID	7	18.2m	0.0m (0)	0.2m (0)	2:11.78	29.48s	32.39s
8	BATAVIA PLAYBOY	8	19.6m	19.0m (1)	23.4m (2)	2:11.89	29.84s	30.71s
2	THIRTYTHREE TRICKS	9	45.0m	15.2m (1)	19.6m (2)	2:13.95	29.78s	32.96s
1	NEVER FORGET ADDA	10	52.2m	4.4m (0)	18.0m (0)	2:14.53	30.46s	33.64s

## Finish Position and metres gained

First Arrow shows distance gain/loss from 2nd Qtr to 3rd Qtr, Second Arrow shows distance gain/loss from 3rd Qtr to Finish  
Blue arrow indicates best gain in these quarters.



800

Visual positions in race at 2nd Quarter



400

Visual positions in race at 3rd Quarter



# Central Wheatbelt Race 2 Distance 1730m

Sunday, 2 June 2024


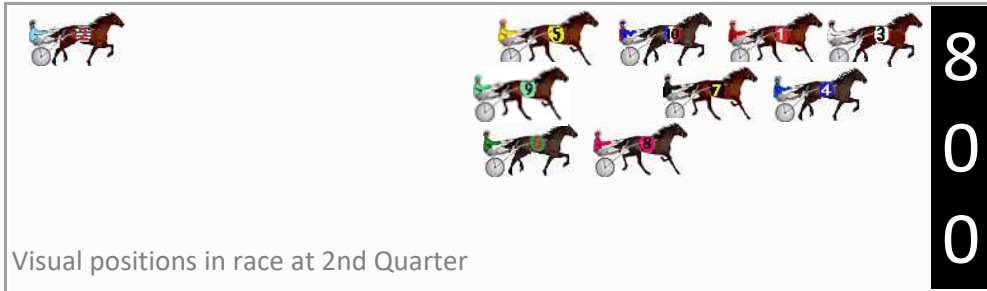
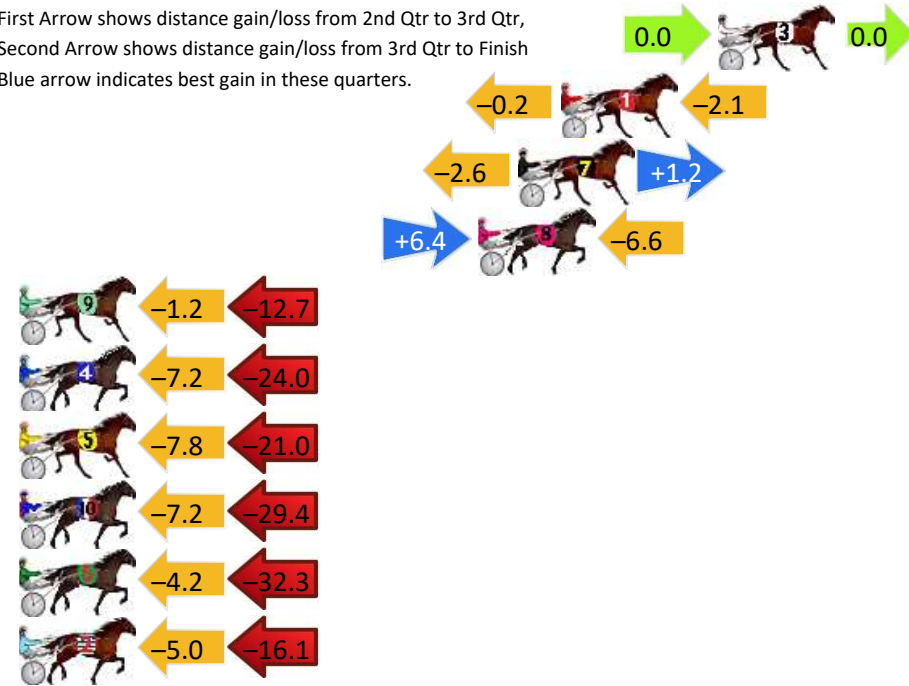
Gross Time: 2:10.20 MileRate: 2:01.10 LeadTime: 9.30s First Qtr: 30.80s Second Qtr: 30.50s Third Qtr: 29.60s Fourth Qtr: 30.00s

DATA TABLE: 800 / 400 Posi's are position from leader and (how wide the horse was at that position)

No	Horse	Plc	Mar	800 Posi	400 Posi	Time	3rd Qtr	4th Qt
3	ROCKNROLL TRAIN	1	0.0m	0.0m (0)	0.0m (0)	2:10.20	29.60s	30.00s
1	THE THIRSTY VET	2	6.3m	4.0m (0)	4.2m (0)	2:10.70	29.61s	30.16s
7	SPUDMEISTER	3	8.0m	6.6m (1)	9.2m (1)	2:10.83	29.79s	29.91s
8	LOCAL RESIDENT	4	9.6m	9.4m (2)	3.0m (1)	2:10.95	29.12s	30.49s
9	YOUR GRACE	5	28.1m	14.2m (1)	15.4m (1)	2:12.41	29.68s	30.95s
4	SAVE THIS DANCE	6	33.4m	2.2m (1)	9.4m (0)	2:12.82	30.12s	31.79s
5	SHADRACH	7	42.0m	13.2m (0)	21.0m (0)	2:13.50	30.17s	31.57s
10	OSAKA	8	45.0m	8.4m (0)	15.6m (0)	2:13.74	30.12s	32.19s
6	ALWAYS BE TEDDY	9	50.3m	13.8m (2)	18.0m (2)	2:14.15	29.90s	32.41s
2	WHOZ THIS	10	86.1m	65.0m (0)	70.0m (0)	2:16.97	29.96s	31.20s

## Finish Position and metres gained

First Arrow shows distance gain/loss from 2nd Qtr to 3rd Qtr, Second Arrow shows distance gain/loss from 3rd Qtr to Finish  
Blue arrow indicates best gain in these quarters.



# Central Wheatbelt Race 3 Distance 2130m

Sunday, 2 June 2024

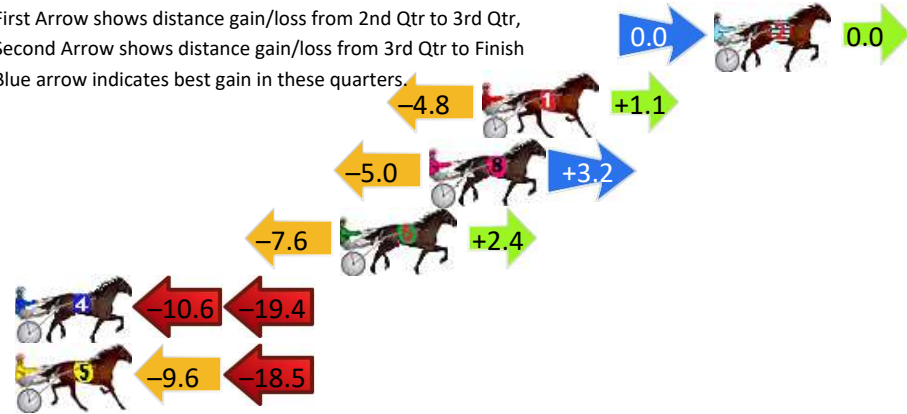
Gross Time: 2:41.70 MileRate: 2:02.20 LeadTime: 38.20s First Qtr: 31.80s Second Qtr: 31.00s Third Qtr: 29.70s Fourth Qtr: 31.00s

DATA TABLE: 800 / 400 Posi's are position from leader and (how wide the horse was at that position)

NoHorse	Plc	Mar	800 Posi	400 Posi	Time	3rd Qtr	4th Qt
2 CULLEN STAR	1	0.0m	0.0m (0)	0.0m (0)	2:41.70	29.70s	31.00s
1 ALTA EGO	2	9.3m	5.6m (0)	10.4m (0)	2:42.45	30.06s	30.92s
8 PETER ROMEO	3	11.4m	9.6m (0)	14.6m (0)	2:42.62	30.08s	30.75s
6 SLEEK AND SWEET	4	15.0m	9.8m (1)	17.4m (1)	2:42.92	30.28s	30.82s
4 CHASING COOPER	5	31.8m	1.8m (1)	12.4m (1)	2:44.28	30.47s	32.50s
5 TOMMY KRUZE	6	34.1m	6.0m (1)	15.6m (2)	2:44.46	30.39s	32.43s

## Finish Position and metres gained

First Arrow shows distance gain/loss from 2nd Qtr to 3rd Qtr,  
Second Arrow shows distance gain/loss from 3rd Qtr to Finish  
Blue arrow indicates best gain in these quarters.



800

Visual positions in race at 2nd Quarter



400

Visual positions in race at 3rd Quarter



Powered by



Harness Analyser

Sectional Analysis Software

Not just form | Free Trial

[www.facebook.com/PJHarnessRacing](http://www.facebook.com/PJHarnessRacing)



RISE Digital, Harness Racing Australia nor the provider accepts any responsibility for the completeness or accuracy of any of the information contained herein, and makes no representations about its suitability for any particular purpose. Users should make their own judgements about those matters and/or seek independent advice. You assume all risks associated with use of data provided on this page

# Central Wheatbelt Race 4 Distance 2130m

Sunday, 2 June 2024

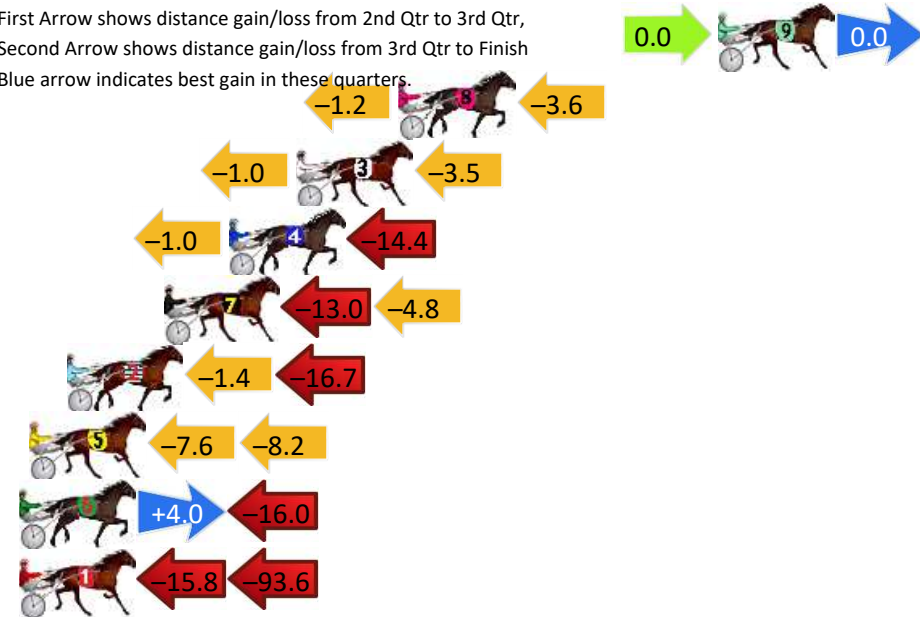
Gross Time: 2:41.00 MileRate: 2:01.70 LeadTime: 38.40s First Qtr: 31.70s Second Qtr: 31.20s Third Qtr: 30.30s Fourth Qtr: 29.40s

DATA TABLE: 800 / 400 Posi's are position from leader and (how wide the horse was at that position)

NoHorse	Plc	Mar	800 Posi	400 Posi	Time	3rd Qtr	4th Qt
9 TUX AND TAILS	1	0.0m	0.0m (1)	0.0m (0)	2:41.00	30.30s	29.40s
8 DOCTOR STEVE	2	12.8m	8.0m (0)	9.2m (0)	2:41.99	30.39s	29.66s
3 KRAKKA LIGHTNING	3	16.9m	12.4m (1)	13.4m (1)	2:42.30	30.38s	29.66s
4 IDEAL WHITBY	4	19.6m	4.2m (1)	5.2m (1)	2:42.51	30.39s	30.45s
7 DWAYNE	5	22.2m	4.4m (0)	17.4m (1)	2:42.71	31.27s	29.75s
2 BAZZA MAC	6	26.1m	8.0m (1)	9.4m (1)	2:43.01	30.42s	30.62s
5 BATAVIA STREAMLINE	7	27.6m	11.8m (0)	19.4m (2)	2:43.13	30.87s	30.00s
6 CRACKA TINNY	8	28.0m	16.0m (0)	12.0m (2)	2:43.16	30.02s	30.57s
1 COHLIN	9	109.8m	0.4m (0)	16.2m (0)	2:49.46	31.58s	36.24s

## Finish Position and metres gained

First Arrow shows distance gain/loss from 2nd Qtr to 3rd Qtr, Second Arrow shows distance gain/loss from 3rd Qtr to Finish  
Blue arrow indicates best gain in these quarters.



800

Visual positions in race at 2nd Quarter



400

Visual positions in race at 3rd Quarter

# Central Wheatbelt Race 5 Distance 2130m

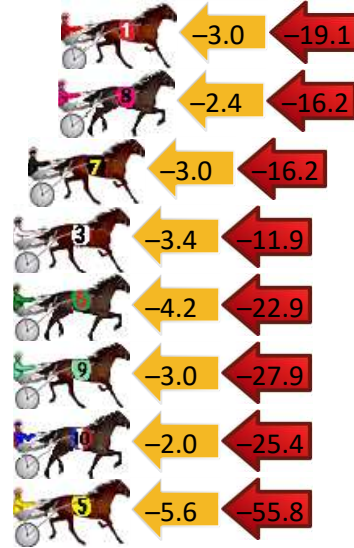
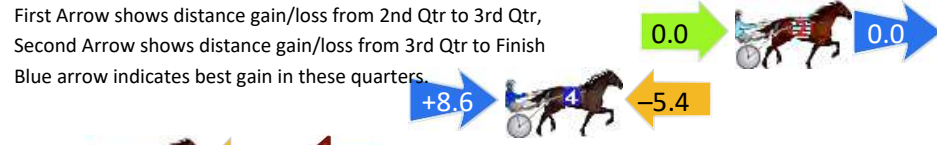
Sunday, 2 June 2024

Gross Time: 2:43.40 MileRate: 2:03.50 LeadTime: 39.80s First Qtr: 32.80s Second Qtr: 31.20s Third Qtr: 29.90s Fourth Qtr: 29.70s

DATA TABLE: 800 / 400 Posi's are position from leader and (how wide the horse was at that position)

No	Horse	Plc	Mar	800 Posi	400 Posi	Time	3rd Qtr	4th Qt
2	SHE'S A MARE	1	0.0m	0.0m (0)	0.0m (0)	2:43.40	29.90s	29.70s
4	PECUNIOUS	2	9.2m	12.4m (2)	3.8m (1)	2:44.12	29.26s	30.10s
1	MUMMAS LITTLE STAR	3	26.1m	4.0m (0)	7.0m (0)	2:45.43	30.13s	31.11s
8	FLYING TO WIN	4	26.2m	7.6m (1)	10.0m (2)	2:45.44	30.08s	30.90s
7	CIAO BABE	5	27.4m	8.2m (0)	11.2m (0)	2:45.53	30.13s	30.90s
3	JUST ALL STYLE	6	31.7m	16.4m (0)	19.8m (0)	2:45.87	30.15s	30.58s
6	PENTHOUSE	7	39.1m	12.0m (1)	16.2m (1)	2:46.44	30.22s	31.39s
9	ELLIEGOZOOM	8	43.3m	12.4m (0)	15.4m (0)	2:46.77	30.13s	31.76s
10	HOT CINDER	9	46.2m	18.8m (1)	20.8m (1)	2:47.00	30.05s	31.58s
5	SWEETEST THING	10	65.0m	3.6m (1)	9.2m (1)	2:48.46	30.33s	33.82s

## Finish Position and metres gained



800

Visual positions in race at 2nd Quarter



400

Visual positions in race at 3rd Quarter



# Central Wheatbelt Race 6 Distance 2500m

Sunday, 2 June 2024


Gross Time: 3:15.20 MileRate: 2:05.10 LeadTime: 72.90s First Qtr: 31.90s Second Qtr: 30.70s Third Qtr: 29.50s Fourth Qtr: 30.20s

DATA TABLE: 800 / 400 Posi's are position from leader and (how wide the horse was at that position)

No	Horse	Plc	Mar	800 Posi	400 Posi	Time	3rd Qtr	4th Qt
3	AMERICAN CRUISE	1	0.0m	0.0m (0)	0.0m (0)	3:15.20	29.50s	30.20s
9	BREWERY LANE	2	28.4m	4.4m (1)	8.8m (1)	3:17.45	29.81s	31.67s
6	GOODONYA MATE	3	30.5m	16.4m (0)	18.0m (0)	3:17.61	29.61s	31.14s
2	QUEEN OF STARS	4	34.2m	8.2m (0)	14.0m (0)	3:17.90	29.91s	31.72s
7	TIGER LOU	5	35.2m	8.4m (1)	15.4m (1)	3:17.98	30.00s	31.69s
5	VELVET SHADOW	6	36.8m	12.4m (0)	16.4m (2)	3:18.11	29.78s	31.73s
1	GLADYS GUGMAN	7	41.6m	4.2m (0)	9.6m (0)	3:18.49	29.87s	32.60s
8	JOHNNY LOMBO	8	43.1m	12.4m (1)	12.4m (2)	3:18.61	29.47s	32.50s
4	CAPRICORN JOE	9	114.7m	20.0m (0)	38.0m (0)	3:24.27	30.77s	35.96s

## Finish Position and metres gained

First Arrow shows distance gain/loss from 2nd Qtr to 3rd Qtr, Second Arrow shows distance gain/loss from 3rd Qtr to Finish. Blue arrow indicates best gain in these quarters.



800

Visual positions in race at 2nd Quarter



400

Visual positions in race at 3rd Quarter



# Central Wheatbelt Race 7 Distance 2130m

Sunday, 2 June 2024

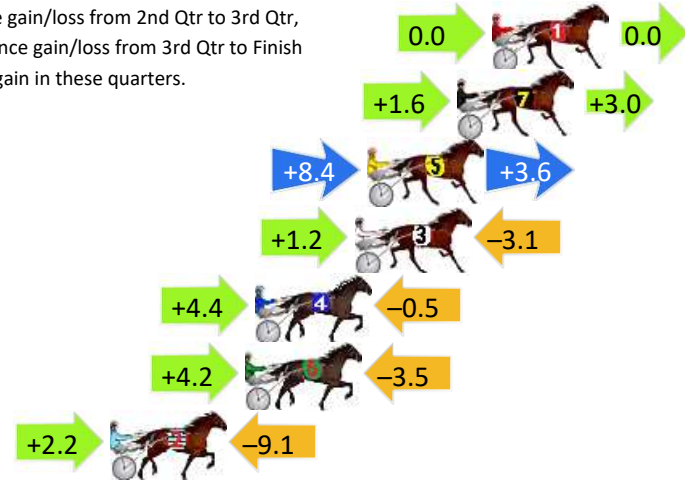
Gross Time: 2:47.60 MileRate: 2:06.60 LeadTime: 40.60s First Qtr: 33.10s Second Qtr: 31.90s Third Qtr: 30.60s Fourth Qtr: 31.40s

DATA TABLE: 800 / 400 Posi's are position from leader and (how wide the horse was at that position)

No	Horse	Plc	Mar	800 Posi	400 Posi	Time	3rd Qtr	4th Qt
1	AGENT BOOTH	1	0.0m	0.0m (0)	0.0m (0)	2:47.60	30.60s	31.40s
7	AKICITA	2	1.4m	6.0m (0)	4.4m (0)	2:47.71	30.48s	31.17s
5	SHES A DACTYL	3	5.0m	17.0m (0)	8.6m (0)	2:48.01	29.96s	31.12s
3	FOLLOW THE JEWELS	4	5.5m	3.6m (1)	2.4m (1)	2:48.05	30.50s	31.64s
4	INEEDA DRINK	5	9.5m	13.4m (1)	9.0m (3)	2:48.38	30.26s	31.44s
6	WENDY MAY SUE	6	9.9m	10.6m (0)	6.4m (1)	2:48.41	30.27s	31.67s
2	WHOOPSADAISY	7	15.3m	8.4m (1)	6.2m (2)	2:48.86	30.42s	32.11s

## Finish Position and metres gained

First Arrow shows distance gain/loss from 2nd Qtr to 3rd Qtr,  
Second Arrow shows distance gain/loss from 3rd Qtr to Finish  
Blue arrow indicates best gain in these quarters.



800

Visual positions in race at 2nd Quarter



400

Visual positions in race at 3rd Quarter

