

Gloucester Park Race 1 Distance 2130m

Friday, 31 May 2024

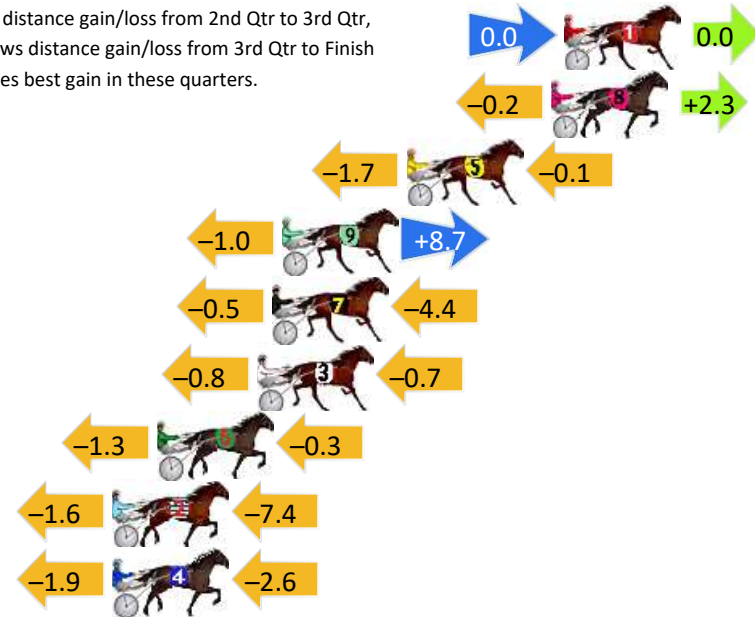
Gross Time: 2:34.70 MileRate: 1:56.90 LeadTime: 37.60s First Qtr: 29.90s Second Qtr: 29.90s Third Qtr: 28.40s Fourth Qtr: 28.90s

DATA TABLE: 800 / 400 Posi's are position from leader and (how wide the horse was at that position)

No	Horse	Plc	Mar	800 Posi	400 Posi	Time	3rd Qtr	4th Qt
1	AMBITSIYA	1	0.0m	0.0m (0)	0.0m (0)	2:34.70	28.40s	28.90s
8	MADAM PUBLISHER	2	0.5m	2.6m (1)	2.8m (1)	2:34.74	28.42s	28.74s
5	WORLD SECRET	3	6.3m	4.5m (0)	6.2m (0)	2:35.18	28.52s	28.94s
9	XCEPTIONAL ARMA	4	11.3m	19.0m (1)	20.0m (1)	2:35.56	28.48s	28.34s
7	MISS HEPBURN	5	11.7m	6.8m (1)	7.3m (1)	2:35.59	28.44s	29.27s
3	RELATIVELY ARMA	6	12.3m	10.8m (1)	11.6m (1)	2:35.63	28.46s	29.01s
6	ROCK ROSIE ROCK	7	16.3m	14.7m (1)	16.0m (1)	2:35.94	28.50s	28.99s
2	SPICE PACKAGE	8	18.1m	9.1m (0)	10.7m (0)	2:36.07	28.52s	29.51s
4	PRINCESS KATIE	9	18.1m	13.6m (0)	15.5m (0)	2:36.07	28.54s	29.17s

Finish Position and metres gained

First Arrow shows distance gain/loss from 2nd Qtr to 3rd Qtr, Second Arrow shows distance gain/loss from 3rd Qtr to Finish
Blue arrow indicates best gain in these quarters.



800

Visual positions in race at 2nd Quarter



400

Visual positions in race at 3rd Quarter



Gloucester Park Race 2 Distance 2130m

Friday, 31 May 2024


Gross Time: 2:34.50 MileRate: 1:56.70 LeadTime: 37.30s First Qtr: 30.00s Second Qtr: 30.40s Third Qtr: 28.60s Fourth Qtr: 28.20s

DATA TABLE: 800 / 400 Posi's are position from leader and (how wide the horse was at that position)

NoHorse	Plc	Mar	800 Posi	400 Posi	Time	3rd Qtr	4th Qt
9 HALE SAINT LOUIE	1	0.0m	13.8m (1)	3.5m (2)	2:34.50	27.86s	27.96s
2 WINEGUM	2	4.8m	0.0m (0)	0.0m (0)	2:34.86	28.60s	28.56s
1 BETTOR MOVE ALONG	3	6.6m	4.2m (0)	4.5m (0)	2:34.99	28.62s	28.37s
10 LITTLE BITOF FUN	4	8.0m	8.4m (0)	9.4m (0)	2:35.09	28.66s	28.13s
5 RICH AMERICAN	5	11.0m	12.4m (0)	13.3m (0)	2:35.32	28.66s	28.08s
8 CAPTAIN BLIGH	6	11.4m	1.4m (1)	2.3m (1)	2:35.34	28.66s	28.88s
4 LUCAPELO	7	16.4m	9.9m (1)	11.9m (1)	2:35.72	28.74s	28.57s
7 SOUND WAVE	8	16.5m	16.6m (0)	14.8m (2)	2:35.72	28.46s	28.38s
6 COWBOYS N BANDITS	9	16.8m	5.8m (1)	7.4m (1)	2:35.74	28.71s	28.92s
3 FRANKIE J HOLDEN	10	21.1m	12.7m (2)	9.7m (2)	2:36.06	28.38s	29.08s


Finish Position and metres gained

First Arrow shows distance gain/loss from 2nd Qtr to 3rd Qtr, Second Arrow shows distance gain/loss from 3rd Qtr to Finish
Blue arrow indicates best gain in these quarters.



800

Visual positions in race at 2nd Quarter



400

Visual positions in race at 3rd Quarter



Gloucester Park Race 3 Distance 2130m

Friday, 31 May 2024


Gross Time: 2:36.60 MileRate: 1:58.40 LeadTime: 37.60s First Qtr: 32.00s Second Qtr: 29.80s Third Qtr: 28.40s Fourth Qtr: 28.80s

DATA TABLE: 800 / 400 Posi's are position from leader and (how wide the horse was at that position)

No	Horse	Plc	Mar	800 Posi	400 Posi	Time	3rd Qtr	4th Qt
1	IDEAL TOMADO	1	0.0m	0.0m (0)	0.0m (0)	2:36.60	28.40s	28.80s
5	IRA POOLE	2	1.1m	0.0m (1)	0.6m (1)	2:36.68	28.44s	28.84s
2	CUT N RUN	3	3.9m	4.0m (0)	4.8m (1)	2:36.89	28.46s	28.75s
11	NAVY STREET	3	3.9m	11.9m (0)	7.9m (0)	2:36.89	28.12s	28.53s
10	CLOUD NINE	5	4.2m	7.7m (0)	4.2m (0)	2:36.92	28.16s	28.82s
6	OCTOBER REIGN	6	8.3m	15.9m (0)	12.1m (0)	2:37.23	28.14s	28.57s
3	LOUCID DREAMS	7	8.9m	4.5m (1)	4.0m (2)	2:37.27	28.36s	29.19s
7	IFEEL SIKDARL	8	10.6m	19.6m (0)	16.0m (0)	2:37.40	28.16s	28.46s
4	MY ULTIMATE BAXTER	9	12.8m	8.2m (1)	8.2m (2)	2:37.57	28.40s	29.18s
9	RASCAL	10	16.0m	20.7m (1)	21.1m (1)	2:37.81	28.44s	28.51s
12	BLOCKJORG	11	17.6m	16.4m (1)	16.9m (1)	2:37.93	28.44s	28.93s
8	WITHOUTHETUHU	12	21.3m	12.5m (1)	12.7m (1)	2:38.21	28.42s	29.51s

Finish Position and metres gained

First Arrow shows distance gain/loss from 2nd Qtr to 3rd Qtr, Second Arrow shows distance gain/loss from 3rd Qtr to Finish
Blue arrow indicates best gain in these quarters.



800

Visual positions in race at 2nd Quarter



400

Visual positions in race at 3rd Quarter



Gloucester Park Race 4 Distance 2130m

Friday, 31 May 2024


Gross Time: 2:34.10 MileRate: 1:56.40 LeadTime: 37.40s First Qtr: 28.80s Second Qtr: 30.40s Third Qtr: 29.30s Fourth Qtr: 28.20s

DATA TABLE: 800 / 400 Posi's are position from leader and (how wide the horse was at that position)

No	Horse	Plc	Mar	800 Posi	400 Posi	Time	3rd Qtr	4th Qt
3	THE CODE BREAKER	1	0.0m	0.0m (0)	0.0m (0)	2:34.10	29.30s	28.20s
6	MAGNUS VICTOR	2	2.8m	5.2m (1)	7.3m (1)	2:34.31	29.44s	27.89s
8	SOLESSEO MATUCA	3	5.3m	1.4m (1)	3.1m (1)	2:34.49	29.42s	28.37s
7	YOU'RE SO FINE	4	8.1m	19.0m (2)	12.1m (2)	2:34.70	28.78s	27.94s
11	DOMINUS FACTUM	5	9.8m	13.5m (0)	10.4m (0)	2:34.83	29.06s	28.19s
1	BEAT CITY	6	14.7m	5.0m (0)	6.4m (0)	2:35.19	29.40s	28.83s
10	STREET HAWK	7	18.2m	10.2m (1)	11.2m (1)	2:35.45	29.36s	28.75s
4	ELDAYTONA	8	19.8m	18.7m (0)	15.4m (0)	2:35.57	29.04s	28.57s
12	THE MIKI TAKER	9	19.9m	22.8m (0)	19.3m (0)	2:35.57	29.02s	28.29s
2	MASTER LEIGHTON	10	23.2m	15.7m (1)	15.4m (1)	2:35.82	29.26s	28.82s
9	HILLVIEW BONDI	11	25.4m	23.1m (1)	16.3m (2)	2:35.98	28.78s	28.92s
5	ROCKANDROLLARTIST	12	28.7m	11.5m (2)	7.9m (2)	2:36.23	29.02s	29.76s

Finish Position and metres gained

First Arrow shows distance gain/loss from 2nd Qtr to 3rd Qtr, Second Arrow shows distance gain/loss from 3rd Qtr to Finish
Blue arrow indicates best gain in these quarters.



800

Visual positions in race at 2nd Quarter



400

Visual positions in race at 3rd Quarter



Sectional Analysis Software
Not just form | Free Trial



RISE Digital, Harness Racing Australia nor the provider accepts any responsibility for the completeness or accuracy of any of the information contained herein, and makes no representations about its suitability for any particular purpose. Users should make their own judgements about those matters and/or seek independent advice. You assume all risks associated with use of data provided on this page

www.facebook.com/PJHarnessRacing

Gloucester Park Race 5 Distance 2130m

Friday, 31 May 2024



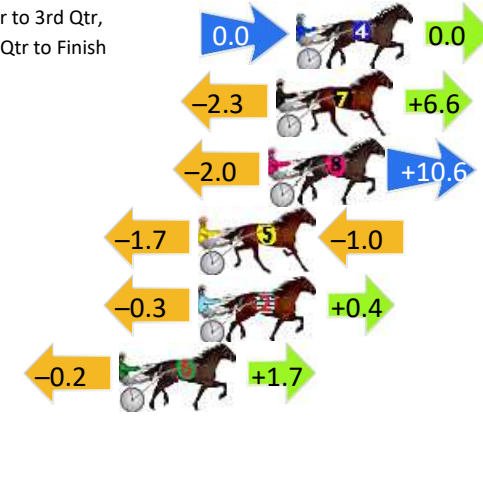
Gross Time: 2:34.10 MileRate: 1:56.40 LeadTime: 37.50s First Qtr: 30.80s Second Qtr: 29.00s Third Qtr: 28.20s Fourth Qtr: 28.60s

DATA TABLE: 800 / 400 Posi's are position from leader and (how wide the horse was at that position)

NoHorse	Plc	Mar	800 Posi	400 Posi	Time	3rd Qtr	4th Qt
4 FINVARRA	1	0.0m	0.0m (0)	0.0m (0)	2:34.10	28.20s	28.60s
7 WILDWEST	2	0.8m	5.1m (1)	7.4m (1)	2:34.16	28.36s	28.14s
8 DIEGO	3	1.1m	9.7m (1)	11.7m (1)	2:34.18	28.34s	27.86s
5 STEEL THE SHOW	4	3.9m	1.2m (1)	2.9m (1)	2:34.39	28.32s	28.69s
2 TO FAST TO SERIOUS	5	3.9m	4.0m (0)	4.3m (0)	2:34.39	28.22s	28.59s
6 HAMPTON BANNER	6	7.1m	8.6m (0)	8.8m (0)	2:34.63	28.22s	28.51s
1 WHILE THEY PRAY	7	98.6m	55.9m (0)	65.4m (0)	2:41.50	28.90s	31.38s

Finish Position and metres gained

First Arrow shows distance gain/loss from 2nd Qtr to 3rd Qtr, Second Arrow shows distance gain/loss from 3rd Qtr to Finish Blue arrow indicates best gain in these quarters.



Gloucester Park Race 6 Distance 2503m

Friday, 31 May 2024

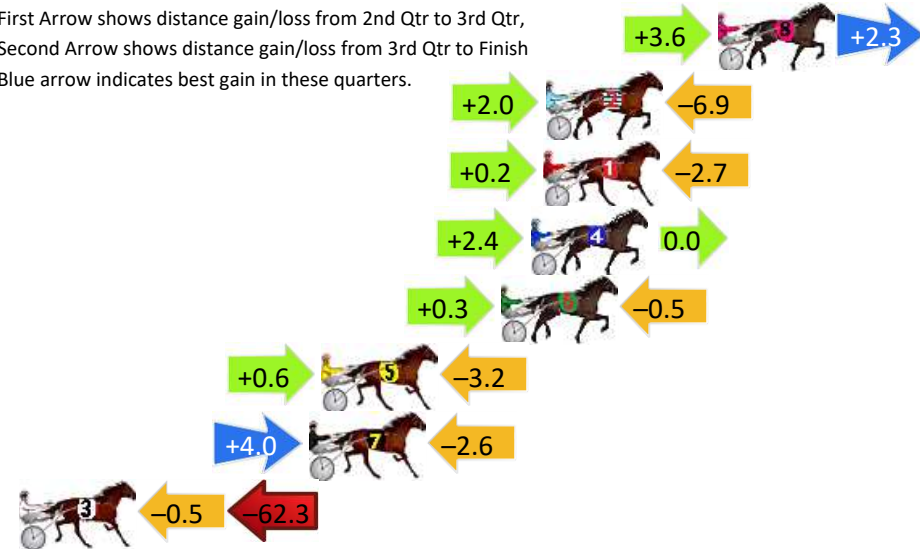
Gross Time: 3:09.00 MileRate: 2:00.60 LeadTime: 69.90s First Qtr: 31.80s Second Qtr: 30.20s Third Qtr: 28.50s Fourth Qtr: 28.60s

DATA TABLE: 800 / 400 Posi's are position from leader and (how wide the horse was at that position)

No	Horse	Plc	Mar	800 Posi	400 Posi	Time	3rd Qtr	4th Qt
8	CARANA	1	0.0m	5.9m (1)	2.3m (2)	3:09.00	28.24s	28.44s
2	CALLMEWHATUWANT	2	6.9m	2.0m (1)	0.0m (1)	3:09.52	28.36s	29.12s
1	BELLISSIMO ACQUISTO	3	7.0m	4.5m (0)	4.3m (0)	3:09.53	28.49s	28.82s
4	MONTANA D J	4	7.5m	9.9m (1)	7.5m (1)	3:09.56	28.33s	28.63s
6	TWOBOB CRACKER	5	8.7m	8.5m (0)	8.2m (0)	3:09.65	28.48s	28.68s
5	JILL MACH	6	15.9m	13.3m (0)	12.7m (0)	3:10.19	28.46s	28.90s
7	DEEORSE	7	16.4m	17.8m (0)	13.8m (1)	3:10.23	28.22s	28.85s
3	FRANKIE MAJOR	8	62.8m	0.0m (0)	0.5m (0)	3:13.72	28.54s	33.28s

Finish Position and metres gained

First Arrow shows distance gain/loss from 2nd Qtr to 3rd Qtr, Second Arrow shows distance gain/loss from 3rd Qtr to Finish
Blue arrow indicates best gain in these quarters.



8
0
0

Visual positions in race at 2nd Quarter



4
0
0

Visual positions in race at 3rd Quarter



Gloucester Park Race 7 Distance 2130m

Friday, 31 May 2024

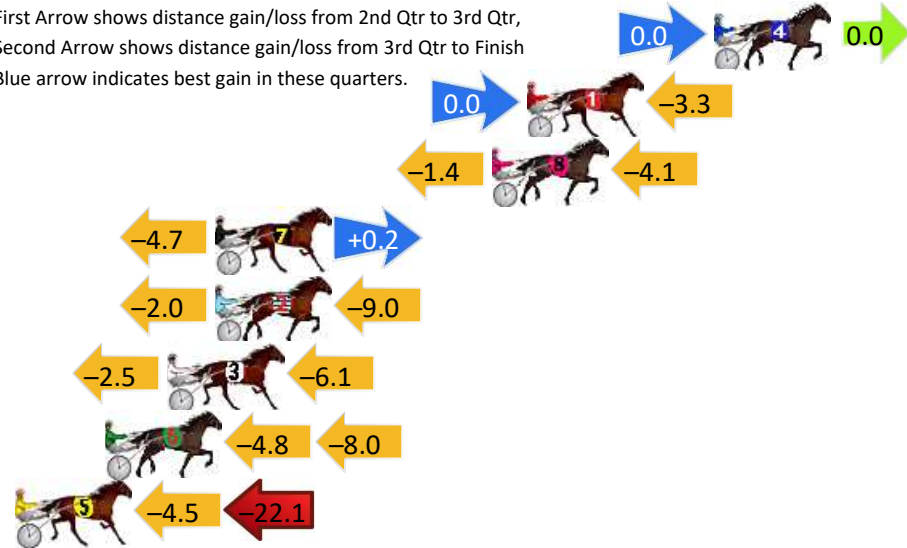
Gross Time: 2:32.90 MileRate: 1:55.50 LeadTime: 36.80s First Qtr: 29.80s Second Qtr: 29.10s Third Qtr: 28.50s Fourth Qtr: 28.70s

DATA TABLE: 800 / 400 Posi's are position from leader and (how wide the horse was at that position)

No	Horse	Plc	Mar	800 Posi	400 Posi	Time	3rd Qtr	4th Qt
4	QUEENINTHECORNER	1	0.0m	0.0m (0)	0.0m (0)	2:32.90	28.50s	28.70s
1	CHILLI PUNTER	2	7.5m	4.2m (0)	4.2m (0)	2:33.47	28.50s	28.97s
8	ACHARNE GIRL	3	8.9m	3.4m (1)	4.8m (1)	2:33.57	28.60s	29.03s
7	PAROQUET	4	20.0m	15.5m (1)	20.2m (1)	2:34.41	28.83s	28.77s
2	ALLAGLOW	5	20.0m	9.0m (0)	11.0m (0)	2:34.41	28.64s	29.43s
3	SWEET VIVIENNE	6	21.9m	13.3m (0)	15.8m (0)	2:34.55	28.68s	29.23s
6	DONTBESILLYCHILLI	7	24.4m	11.6m (1)	16.4m (1)	2:34.74	28.84s	29.38s
5	MISS SASSY	8	34.2m	7.6m (1)	12.1m (1)	2:35.48	28.82s	30.41s

Finish Position and metres gained

First Arrow shows distance gain/loss from 2nd Qtr to 3rd Qtr, Second Arrow shows distance gain/loss from 3rd Qtr to Finish
Blue arrow indicates best gain in these quarters.



800

Visual positions in race at 2nd Quarter



400

Visual positions in race at 3rd Quarter



Gloucester Park Race 8 Distance 2130m

Friday, 31 May 2024



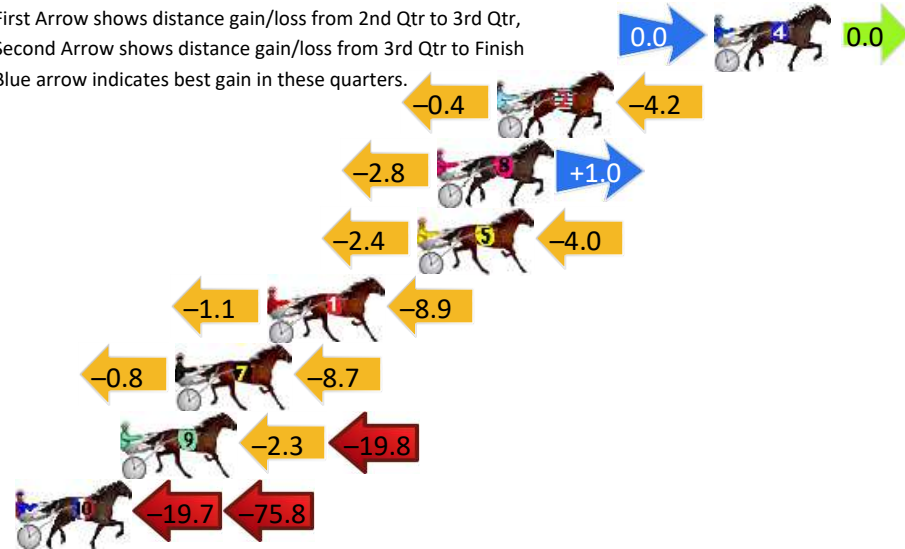
Gross Time: 2:36.50 MileRate: 1:58.30 LeadTime: 37.20s First Qtr: 31.40s Second Qtr: 30.40s Third Qtr: 29.40s Fourth Qtr: 28.10s

DATA TABLE: 800 / 400 Posi's are position from leader and (how wide the horse was at that position)

No	Horse	Plc	Mar	800 Posi	400 Posi	Time	3rd Qtr	4th Qt
4	ALTA RHETT	1	0.0m	0.0m (0)	0.0m (0)	2:36.50	29.40s	28.10s
2	CALL TO ARMS	2	8.7m	4.1m (0)	4.5m (0)	2:37.14	29.42s	28.42s
8	ROCK ME OVER	3	11.1m	9.3m (1)	12.1m (1)	2:37.32	29.58s	28.06s
5	GEE SMITH	4	11.9m	5.5m (1)	7.9m (1)	2:37.38	29.56s	28.42s
1	HERE COMES SHARKIE	5	17.9m	7.9m (0)	9.0m (0)	2:37.82	29.46s	28.78s
7	CAVALRY CALL	6	21.6m	12.1m (0)	12.9m (0)	2:38.10	29.44s	28.78s
9	LET IT LINGA	7	23.8m	1.7m (1)	4.0m (1)	2:38.26	29.56s	29.58s
10	GOLD HORSESHOE	8	223.6m	128.1m (0)	147.8m (0)	2:53.01	30.60s	34.05s

Finish Position and metres gained

First Arrow shows distance gain/loss from 2nd Qtr to 3rd Qtr, Second Arrow shows distance gain/loss from 3rd Qtr to Finish
Blue arrow indicates best gain in these quarters.



Gloucester Park Race 9 Distance 2536m

Friday, 31 May 2024

Gross Time: 3:07.50 MileRate: 1:59.00 LeadTime: 67.70s First Qtr: 31.50s Second Qtr: 30.40s Third Qtr: 29.30s Fourth Qtr: 28.60s

DATA TABLE: 800 / 400 Posi's are position from leader and (how wide the horse was at that position)

No	Horse	Plc	Mar	800 Posi	400 Posi	Time	3rd Qtr	4th Qt
8	WALL STREET GIRL	1	0.0m	0.0m (0)	0.0m (0)	3:07.50	29.30s	28.60s
4	WALSH	2	7.8m	4.1m (0)	3.9m (0)	3:08.09	29.28s	28.91s
2	ZUEDE	3	14.8m	12.6m (0)	13.6m (0)	3:08.61	29.36s	28.73s
6	YOU FLY WITH ME	4	14.8m	5.8m (1)	3.4m (1)	3:08.61	29.12s	29.47s
1	TRITTRITTBANGBAN G	5	15.0m	8.0m (0)	9.2m (0)	3:08.63	29.38s	29.07s
7	STAR OF WILLOUGHBY	6	20.7m	9.9m (1)	5.6m (2)	3:09.05	28.98s	29.75s
3	THE RIGHTEOUS	7	20.8m	16.8m (0)	16.5m (2)	3:09.06	29.26s	28.98s
9	VELOCIPEDE	8	32.9m	13.9m (1)	10.6m (2)	3:09.97	29.05s	30.31s
5	HAVE AGO JOE	9	60.8m	1.9m (1)	12.3m (1)	3:12.07	30.04s	32.28s

Finish Position and metres gained

