

Bunbury Race 1 Distance 2100m

Saturday, 26 April 2025


Gross Time: 2:34.00 MileRate: 1:58.00 LeadTime: 36.20s First Qtr: 32.00s Second Qtr: 28.60s Third Qtr: 28.60s Fourth Qtr: 28.60s

DATA TABLE: 800 / 400 Posi's are position from leader and (how wide the horse was at that position)

No	Horse	Plc	Mar	800 Posi	400 Posi	Time	3rd Qtr	4th Qt
2	Basinghall	1	0.0m	3.0m (1)	0.8m (1)	2:34.00	28.44s	28.54s
1	Ultimate Event	2	1.9m	0.0m (0)	0.0m (0)	2:34.14	28.60s	28.74s
8	Boom It Up	3	6.0m	4.2m (0)	5.0m (0)	2:34.45	28.66s	28.67s
7	Boujee Boy	4	12.0m	18.8m (2)	9.6m (2)	2:34.90	27.95s	28.77s
6	Ruby Treasure	5	13.1m	8.2m (0)	11.6m (0)	2:34.98	28.84s	28.71s
10	Monterio	5	13.1m	11.6m (1)	9.8m (1)	2:34.98	28.47s	28.83s
3	Allizee	7	21.4m	12.2m (0)	18.6m (0)	2:35.61	29.06s	28.80s
12	Taylors Boy Fred	8	25.6m	16.2m (0)	29.0m (0)	2:35.92	29.51s	28.36s
5	Our Seraphina	9	29.4m	21.0m (1)	15.4m (2)	2:36.21	28.20s	29.60s
11	Duncan Twentytwo	10	86.8m	11.8m (2)	21.8m (1)	2:40.52	29.31s	33.22s
4	Southern Funk	11	116.1m	7.4m (1)	24.6m (2)	2:42.72	29.82s	35.11s

Finish Position and metres gained

First Arrow shows distance gain/loss from 2nd Qtr to 3rd Qtr,
Second Arrow shows distance gain/loss from 3rd Qtr to Finish
Blue arrow indicates best gain in these quarters.



800

Visual positions in race at 2nd Quarter



400

Visual positions in race at 3rd Quarter



Powered by



Harness Analyser

Sectional Analysis Software

Not just form | Free Trial

www.facebook.com/PJHarnessRacing



RISE Digital, Harness Racing Australia nor the provider accepts any responsibility for the completeness or accuracy of any of the information contained herein, and makes no representations about its suitability for any particular purpose. Users should make their own judgements about those matters and/or seek independent advice. You assume all risks associated with use of data provided on this page

Bunbury Race 2 Distance 2100m

Saturday, 26 April 2025


Gross Time: 2:33.10 MileRate: 1:57.30 LeadTime: 35.30s First Qtr: 29.70s Second Qtr: 29.40s Third Qtr: 29.30s Fourth Qtr: 29.40s

DATA TABLE: 800 / 400 Posi's are position from leader and (how wide the horse was at that position)

NoHorse	Plc	Mar	800 Posi	400 Posi	Time	3rd Qtr	4th Qt
9 Spiritofanangel	1	0.0m	13.4m (2)	1.6m (1)	2:33.10	28.44s	29.28s
8 Rona May	2	1.8m	8.6m (0)	10.2m (0)	2:33.24	29.42s	28.79s
10 Trois Fontaine	3	2.0m	17.6m (1)	13.8m (2)	2:33.25	29.02s	28.54s
3 Skippin Class	4	4.0m	0.0m (0)	0.0m (0)	2:33.41	29.30s	29.69s
1 Lucienne	5	5.1m	4.6m (0)	6.2m (0)	2:33.49	29.42s	29.32s
2 Ashanti Princess	6	15.1m	10.2m (1)	9.4m (2)	2:34.26	29.24s	29.82s
7 Local Resident	7	15.8m	16.8m (0)	16.2m (0)	2:34.32	29.26s	29.37s
5 Kolisi	8	26.2m	18.2m (2)	17.8m (2)	2:35.12	29.27s	30.01s
4 Stapleton	9	27.3m	6.2m (1)	15.4m (1)	2:35.20	29.97s	30.27s
6 Stirup Iron Jack	10	57.9m	2.2m (1)	11.4m (1)	2:37.56	29.97s	32.80s

Finish Position and metres gained

First Arrow shows distance gain/loss from 2nd Qtr to 3rd Qtr, Second Arrow shows distance gain/loss from 3rd Qtr to Finish Blue arrow indicates best gain in these quarters.



800

Visual positions in race at 2nd Quarter



400

Visual positions in race at 3rd Quarter



Powered by



Harness Analyser

Sectional Analysis Software

Not just form | Free Trial

www.facebook.com/PJHarnessRacing



RISE Digital, Harness Racing Australia nor the provider accepts any responsibility for the completeness or accuracy of any of the information contained herein, and makes no representations about its suitability for any particular purpose. Users should make their own judgements about those matters and/or seek independent advice. You assume all risks associated with use of data provided on this page

Bunbury Race 3 Distance 2100m

Saturday, 26 April 2025

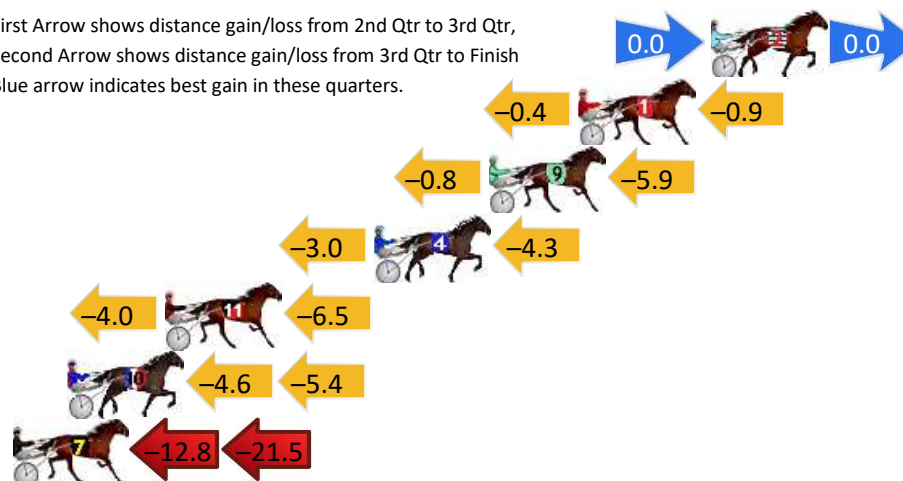
Gross Time: 2:36.90 MileRate: 2:00.20 LeadTime: 36.00s First Qtr: 30.60s Second Qtr: 30.50s Third Qtr: 30.40s Fourth Qtr: 29.40s

DATA TABLE: 800 / 400 Posi's are position from leader and (how wide the horse was at that position)

NoHorse	Plc	Mar	800 Posi	400 Posi	Time	3rd Qtr	4th Qt
2 Sounds Like Fun	1	0.0m	0.0m (0)	0.0m (0)	2:36.90	30.40s	29.40s
1 Step It Up	2	5.3m	4.0m (0)	4.4m (0)	2:37.31	30.43s	29.47s
9 Escapefromreality	3	8.9m	2.2m (1)	3.0m (1)	2:37.59	30.47s	29.83s
4 Altair Star	4	13.5m	6.2m (1)	9.2m (2)	2:37.94	30.63s	29.71s
11 Sweetdream Trunkey	5	21.9m	11.4m (1)	15.4m (2)	2:38.59	30.71s	29.88s
10 I See Fire	6	25.8m	15.8m (1)	20.4m (2)	2:38.89	30.75s	29.79s
7 Jordano	7	53.5m	19.2m (0)	32.0m (0)	2:41.02	31.38s	30.97s

Finish Position and metres gained

First Arrow shows distance gain/loss from 2nd Qtr to 3rd Qtr,
Second Arrow shows distance gain/loss from 3rd Qtr to Finish
Blue arrow indicates best gain in these quarters.



800

Visual positions in race at 2nd Quarter



400

Visual positions in race at 3rd Quarter



Powered by



Harness Analyser

Sectional Analysis Software

Not just form | Free Trial

www.facebook.com/PJHarnessRacing



RISE Digital, Harness Racing Australia nor the provider accepts any responsibility for the completeness or accuracy of any of the information contained herein, and makes no representations about its suitability for any particular purpose. Users should make their own judgements about those matters and/or seek independent advice. You assume all risks associated with use of data provided on this page

Bunbury Race 4 Distance 2100m

Saturday, 26 April 2025

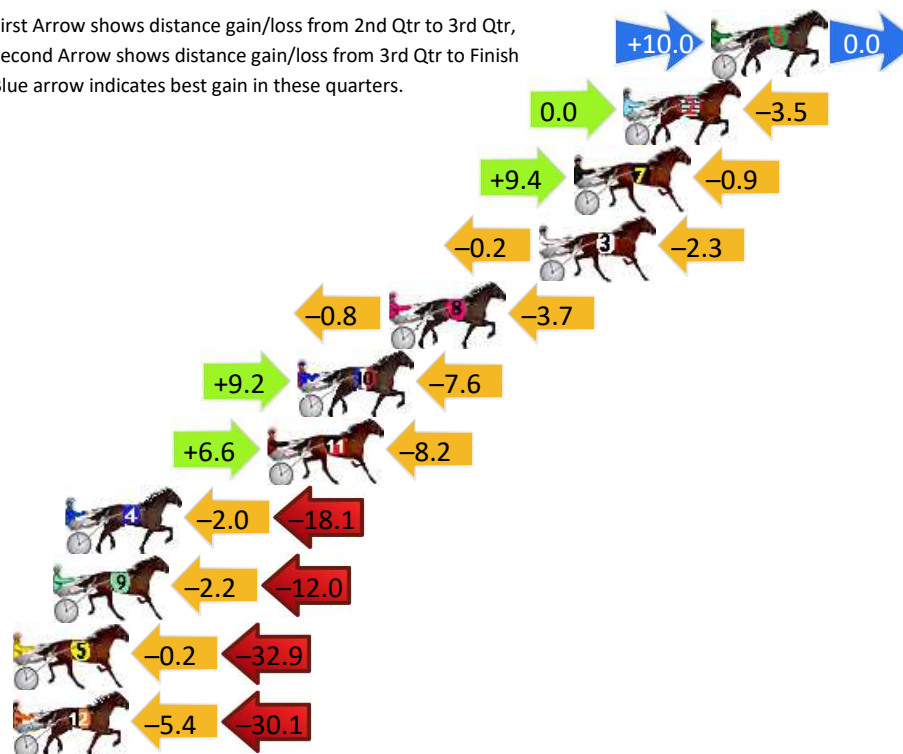
Gross Time: 2:39.70 MileRate: 2:02.40 LeadTime: 36.80s First Qtr: 32.50s Second Qtr: 31.70s Third Qtr: 29.60s Fourth Qtr: 29.10s

DATA TABLE: 800 / 400 Posi's are position from leader and (how wide the horse was at that position)

No	Horse	Plc	Mar	800 Posi	400 Posi	Time	3rd Qtr	4th Qt
6	Cretaceous	1	0.0m	10.0m (1)	0.0m (2)	2:39.70	28.87s	29.10s
2	Tilly Swift	2	3.5m	0.0m (0)	0.0m (0)	2:39.97	29.60s	29.35s
7	Low Flyin	3	5.5m	14.0m (1)	4.6m (2)	2:40.12	28.91s	29.17s
3	Frankensteinsbride	4	6.9m	4.4m (0)	4.6m (0)	2:40.23	29.62s	29.27s
8	Idealincider	5	12.9m	8.4m (0)	9.2m (0)	2:40.68	29.66s	29.37s
10	Galeocerdo Cuvier	6	16.6m	18.2m (1)	9.0m (3)	2:40.97	28.93s	29.65s
11	Diamond Dance	7	17.8m	16.2m (0)	9.6m (2)	2:41.06	29.12s	29.69s
4	Twoheartonediamond	8	25.9m	5.8m (1)	7.8m (1)	2:41.68	29.76s	30.41s
9	Dustyroads	9	26.4m	12.2m (0)	14.4m (0)	2:41.72	29.77s	29.97s
5	Speed Force	10	34.5m	1.4m (1)	1.6m (1)	2:42.33	29.64s	31.48s
12	Just A Happy Man	11	55.7m	20.2m (0)	25.6m (0)	2:43.95	30.01s	31.28s

Finish Position and metres gained

First Arrow shows distance gain/loss from 2nd Qtr to 3rd Qtr,
Second Arrow shows distance gain/loss from 3rd Qtr to Finish
Blue arrow indicates best gain in these quarters.



800

Visual positions in race at 2nd Quarter



400

Visual positions in race at 3rd Quarter



Powered by



Harness Analyser

Sectional Analysis Software

Not just form | Free Trial

www.facebook.com/PJHarnessRacing



RISE Digital, Harness Racing Australia nor the provider accepts any responsibility for the completeness or accuracy of any of the information contained herein, and makes no representations about its suitability for any particular purpose. Users should make their own judgements about those matters and/or seek independent advice. You assume all risks associated with use of data provided on this page

Bunbury Race 5 Distance 2100m

Saturday, 26 April 2025


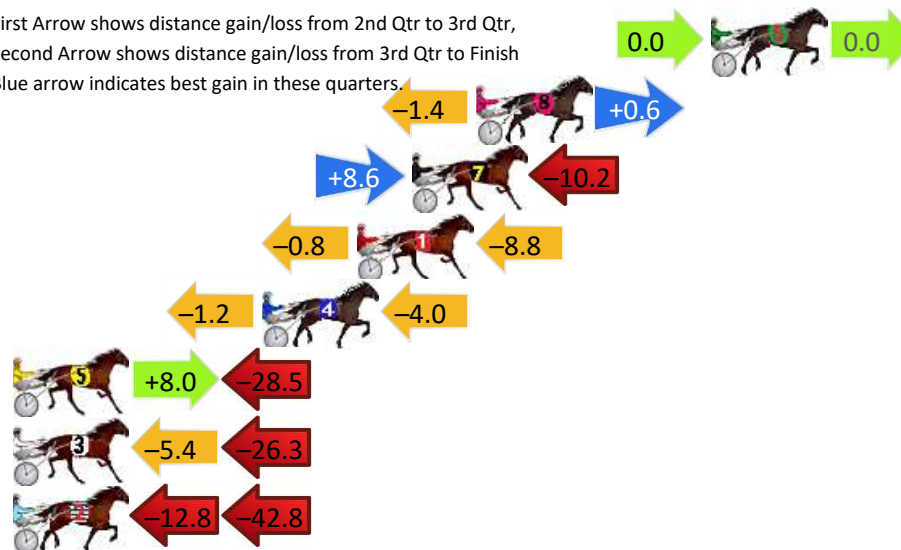
Gross Time: 2:37.10 MileRate: 2:00.40 LeadTime: 37.40s First Qtr: 32.60s Second Qtr: 30.60s Third Qtr: 28.50s Fourth Qtr: 28.00s

DATA TABLE: 800 / 400 Posi's are position from leader and (how wide the horse was at that position)


NoHorse	Plc	Mar	800 Posi	400 Posi	Time	3rd Qtr	4th Qt
6 Alwaysbfrank	1	0.0m	0.0m (0)	0.0m (0)	2:37.10	28.50s	28.00s
8 Your Grace	2	9.4m	8.6m (0)	10.0m (0)	2:37.79	28.60s	27.96s
7 Swizzlestick	3	12.0m	10.4m (2)	1.8m (1)	2:37.98	27.90s	28.71s
1 Pacific Eagle	4	14.2m	4.6m (0)	5.4m (0)	2:38.15	28.56s	28.61s
4 Joey James	5	18.0m	12.8m (0)	14.0m (0)	2:38.42	28.59s	28.28s
5 Cry Havoc	6	35.9m	15.4m (2)	7.4m (1)	2:39.74	27.96s	29.98s
3 Jamie Kim	7	39.7m	8.0m (1)	13.4m (2)	2:40.02	28.90s	29.83s
2 Our Musical Motion	8	59.2m	3.6m (1)	16.4m (1)	2:41.46	29.43s	30.98s

Finish Position and metres gained

First Arrow shows distance gain/loss from 2nd Qtr to 3rd Qtr,
Second Arrow shows distance gain/loss from 3rd Qtr to Finish
Blue arrow indicates best gain in these quarters.



Visual positions in race at 2nd Quarter



Visual positions in race at 3rd Quarter

Bunbury Race 6 Distance 2100m

Saturday, 26 April 2025

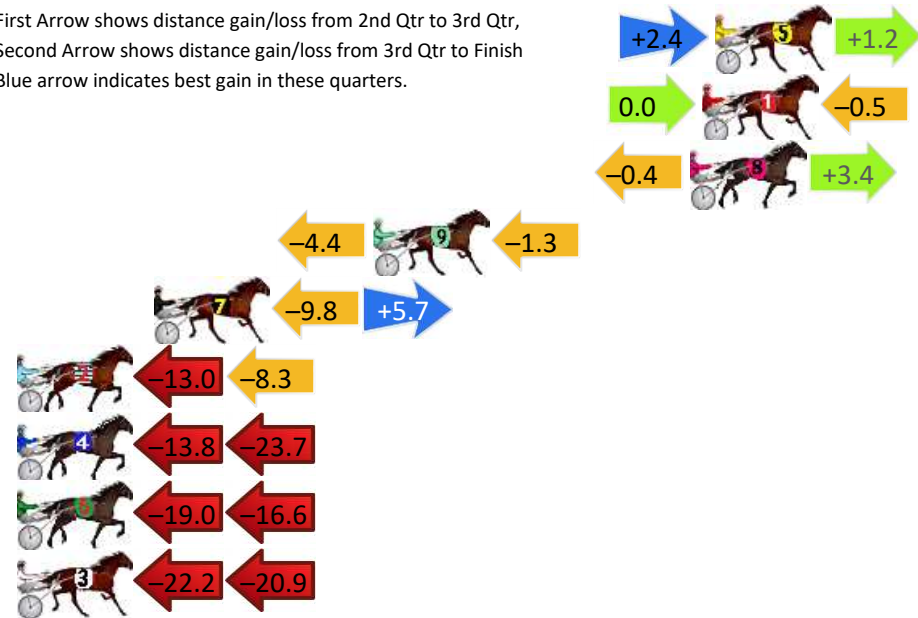
Gross Time: 2:35.20 MileRate: 1:58.90 LeadTime: 37.30s First Qtr: 30.20s Second Qtr: 29.10s Third Qtr: 28.50s Fourth Qtr: 30.10s

DATA TABLE: 800 / 400 Posi's are position from leader and (how wide the horse was at that position)

NoHorse	Plc	Mar	800 Posi	400 Posi	Time	3rd Qtr	4th Qt
5 Gaitcrasher	1	0.0m	3.6m (1)	1.2m (1)	2:35.20	28.33s	30.01s
1 My Sweet Addiction	2	0.5m	0.0m (0)	0.0m (0)	2:35.24	28.50s	30.14s
8 Hes Thunder	3	1.0m	4.0m (0)	4.4m (0)	2:35.28	28.54s	29.85s
9 Mango Tango	4	13.7m	8.0m (0)	12.4m (0)	2:36.28	28.82s	30.20s
7 Get Ya Bets On	5	22.5m	18.4m (0)	28.2m (1)	2:36.97	29.23s	29.67s
2 Sweet Sassymolassy	6	30.7m	9.4m (1)	22.4m (1)	2:37.62	29.43s	30.72s
4 Zlato	7	50.1m	12.6m (0)	26.4m (0)	2:39.15	29.46s	31.87s
6 Sub Mariner	8	53.8m	18.2m (1)	37.2m (0)	2:39.44	29.85s	31.34s
3 Briggs On Bond	9	56.9m	13.8m (1)	36.0m (1)	2:39.69	30.08s	31.66s

Finish Position and metres gained

First Arrow shows distance gain/loss from 2nd Qtr to 3rd Qtr, Second Arrow shows distance gain/loss from 3rd Qtr to Finish Blue arrow indicates best gain in these quarters.



800

Visual positions in race at 2nd Quarter



400

Visual positions in race at 3rd Quarter



Powered by



Harness Analyser

Sectional Analysis Software

Not just form | Free Trial

www.facebook.com/PJHarnessRacing



RISE Digital, Harness Racing Australia nor the provider accepts any responsibility for the completeness or accuracy of any of the information contained herein, and makes no representations about its suitability for any particular purpose. Users should make their own judgements about those matters and/or seek independent advice. You assume all risks associated with use of data provided on this page

Bunbury Race 7 Distance 2503m

Saturday, 26 April 2025

Gross Time: 3:14.60

MileRate: 2:03.20

LeadTime: 75.00s

First Qtr: 31.10s

Second Qtr: 29.30s

Third Qtr: 29.50s



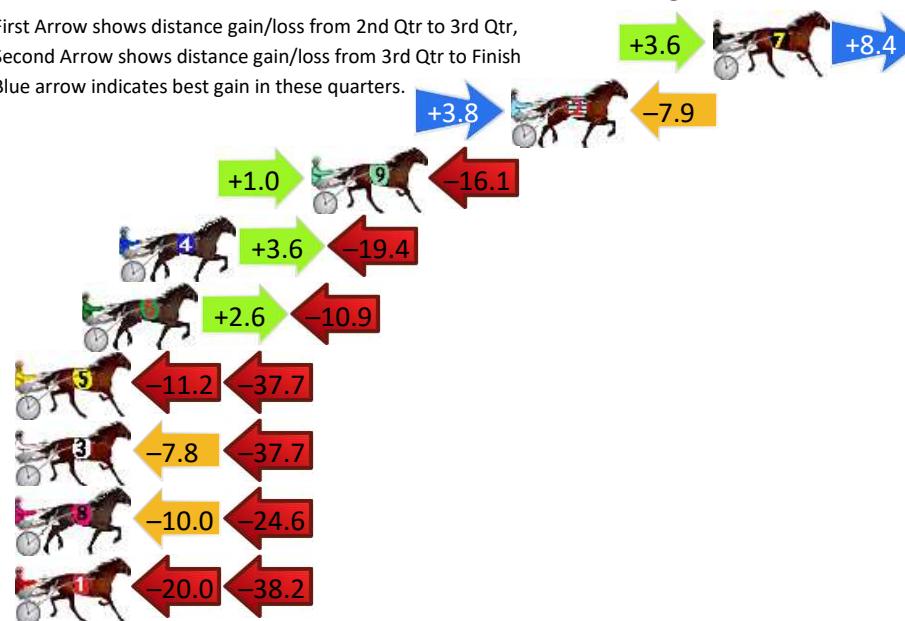
Fourth Qtr: 29.70s

DATA TABLE: 800 / 400 Posi's are position from leader and (how wide the horse was at that position)

NoHorse	Plc	Mar	800 Posi	400 Posi	Time	3rd Qtr	4th Qt
7 Betterthan Secret	1	0.0m	12.0m (0)	8.4m (1)	3:14.60	29.24s	29.08s
2 Gota Good Warhol	2	8.1m	4.0m (0)	0.2m (1)	3:15.23	29.22s	30.28s
9 Gold Horseshoe	3	16.1m	1.0m (1)	0.0m (0)	3:15.85	29.42s	30.89s
4 Mister Kopa	4	23.8m	8.0m (0)	4.4m (1)	3:16.45	29.23s	31.13s
6 Tempt The Stars	5	25.3m	17.0m (0)	14.4m (1)	3:16.57	29.31s	30.50s
5 Mega Mach	6	48.9m	0.0m (0)	11.2m (0)	3:18.41	30.31s	32.48s
3 Crowded Reactor	7	53.1m	7.6m (1)	15.4m (2)	3:18.73	30.06s	32.48s
8 Codename Elliot	8	57.0m	22.4m (0)	32.4m (0)	3:19.04	30.23s	31.52s
1 Bonnie Pauline	9	148.2m	90.0m (0)	110.0m (0)	3:26.14	30.96s	32.52s

Finish Position and metres gained

First Arrow shows distance gain/loss from 2nd Qtr to 3rd Qtr,
Second Arrow shows distance gain/loss from 3rd Qtr to Finish
Blue arrow indicates best gain in these quarters.



Bunbury Race 8 Distance 2100m

Saturday, 26 April 2025

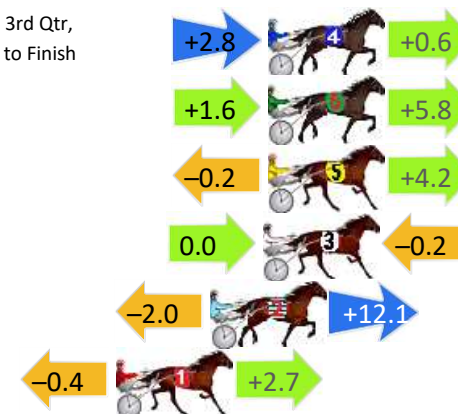
Gross Time: 2:40.00 MileRate: 2:02.60 LeadTime: 36.10s First Qtr: 31.90s Second Qtr: 31.20s Third Qtr: 29.80s Fourth Qtr: 31.00s

DATA TABLE: 800 / 400 Posi's are position from leader and (how wide the horse was at that position)

NoHorse	Plc	Mar	800 Posi	400 Posi	Time	3rd Qtr	4th Qt
4 Patched	1	0.0m	3.4m (1)	0.6m (1)	2:40.00	29.59s	30.95s
6 Thats Not My Gait	1	0.0m	7.4m (1)	5.8m (1)	2:40.00	29.69s	30.55s
5 Lots Of Change	3	0.0m	4.0m (0)	4.2m (0)	2:40.00	29.82s	30.68s
3 Luvaflair	4	0.2m	0.0m (0)	0.0m (0)	2:40.02	29.80s	31.02s
2 Dark Secret	5	2.3m	12.4m (0)	14.4m (0)	2:40.19	29.97s	30.07s
1 Sellune	6	6.1m	8.4m (0)	8.8m (0)	2:40.49	29.83s	30.79s

Finish Position and metres gained

First Arrow shows distance gain/loss from 2nd Qtr to 3rd Qtr,
Second Arrow shows distance gain/loss from 3rd Qtr to Finish
Blue arrow indicates best gain in these quarters.



800

Visual positions in race at 2nd Quarter



400

Visual positions in race at 3rd Quarter



Powered by



Harness Analyser

Sectional Analysis Software

Not just form | Free Trial

www.facebook.com/PJHarnessRacing



RISE Digital, Harness Racing Australia nor the provider accepts any responsibility for the completeness or accuracy of any of the information contained herein, and makes no representations about its suitability for any particular purpose. Users should make their own judgements about those matters and/or seek independent advice. You assume all risks associated with use of data provided on this page