

Busselton Race 1 Distance 2400m

Friday, 24 January 2025



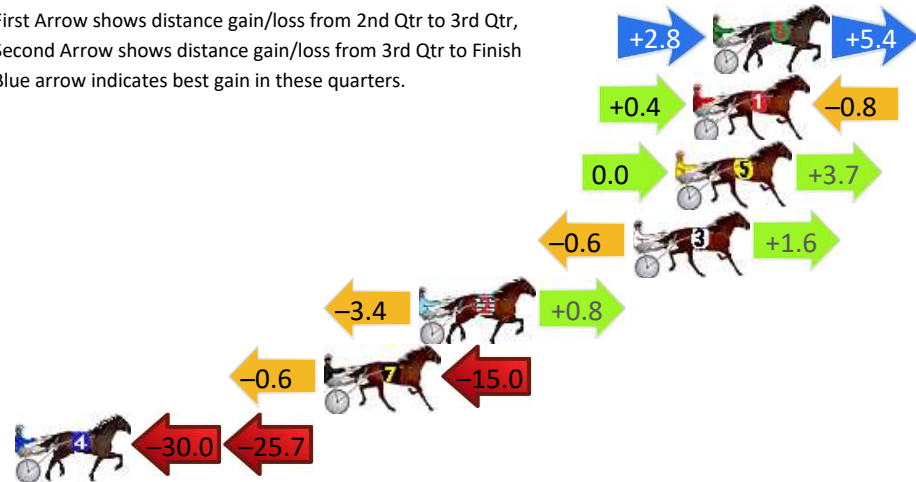
Gross Time: 3:13.50 MileRate: 2:09.20 LeadTime: 66.20s First Qtr: 31.00s Second Qtr: 32.60s Third Qtr: 31.40s Fourth Qtr: 32.30s

DATA TABLE: 800 / 400 Posi's are position from leader and (how wide the horse was at that position)

NoHorse	Plc	Mar	800 Posi	400 Posi	Time	3rd Qtr	4th Qt
6 THE THIRSTY VET	1	0.0m	8.2m (0)	5.4m (0)	3:13.50	31.18s	31.87s
1 JACK MANNIX	2	0.8m	0.4m (0)	0.0m (0)	3:13.57	31.37s	32.36s
5 JUST A HAPPY MAN	3	1.5m	5.2m (1)	5.2m (2)	3:13.63	31.40s	32.00s
3 SATAN PRINCESS	4	3.2m	4.2m (0)	4.8m (1)	3:13.77	31.45s	32.17s
2 ALL ABOUT AMERICA	5	11.8m	9.2m (1)	12.6m (1)	3:14.49	31.67s	32.24s
7 ELLIEGOZOOM	6	15.6m	0.0m (1)	0.6m (1)	3:14.82	31.43s	33.50s
4 BLIND EDITION	7	135.7m	80.0m (0)	110.0m (0)	3:24.94	33.75s	34.36s

Finish Position and metres gained

First Arrow shows distance gain/loss from 2nd Qtr to 3rd Qtr, Second Arrow shows distance gain/loss from 3rd Qtr to Finish Blue arrow indicates best gain in these quarters.



Busselton Race 2 Distance 2400m

Friday, 24 January 2025



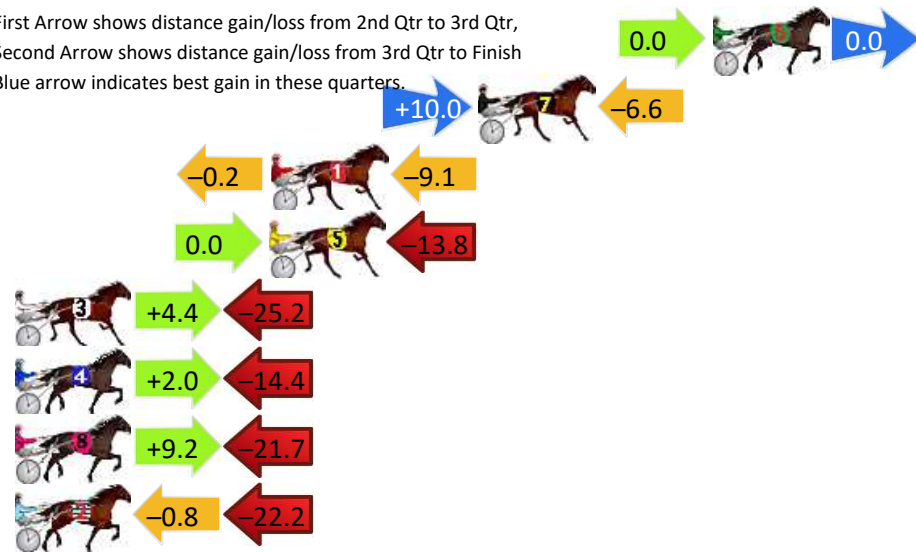
Gross Time: 3:08.10 MileRate: 2:04.60 LeadTime: 67.20s First Qtr: 29.90s Second Qtr: 30.90s Third Qtr: 30.40s Fourth Qtr: 29.70s

DATA TABLE: 800 / 400 Posi's are position from leader and (how wide the horse was at that position)

No	Horse	Plc	Mar	800 Posi	400 Posi	Time	3rd Qtr	4th Qt
6	VALHALLA MISS	1	0.0m	0.0m (0)	0.0m (0)	3:08.10	30.40s	29.70s
7	WANDERING GIRL	2	9.4m	12.8m (1)	2.8m (2)	3:08.83	29.66s	30.19s
1	ALEXANDRA THEGREAT	3	17.7m	8.4m (0)	8.6m (0)	3:09.48	30.42s	30.37s
5	STATE MY CASE	4	17.8m	4.0m (0)	4.0m (0)	3:09.49	30.41s	30.72s
3	IMAHERO	5	28.4m	7.6m (1)	3.2m (1)	3:10.31	30.09s	31.56s
4	FOLLOW MY STRIDE	6	28.8m	16.4m (0)	14.4m (2)	3:10.34	30.26s	30.76s
8	MINOR CATASTROPHE	7	29.3m	16.8m (1)	7.6m (2)	3:10.38	29.73s	31.30s
2	HEAVENLY BLISS	8	35.4m	12.4m (0)	13.2m (1)	3:10.86	30.48s	31.34s

Finish Position and metres gained

First Arrow shows distance gain/loss from 2nd Qtr to 3rd Qtr, Second Arrow shows distance gain/loss from 3rd Qtr to Finish Blue arrow indicates best gain in these quarters.



Busselton Race 3 Distance 2400m

Friday, 24 January 2025

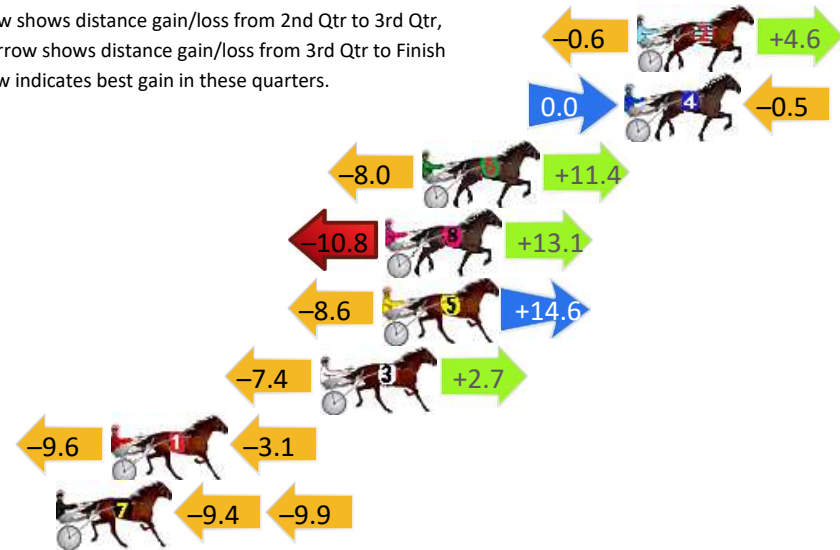
Gross Time: 3:09.40 MileRate: 2:06.50 LeadTime: 65.60s First Qtr: 31.10s Second Qtr: 31.90s Third Qtr: 28.60s Fourth Qtr: 32.20s

DATA TABLE: 800 / 400 Posi's are position from leader and (how wide the horse was at that position)

NoHorse	Plc	Mar	800 Posi	400 Posi	Time	3rd Qtr	4th Qt
2 FOLLOW THE MILKYWAY	1	0.0m	4.0m (0)	4.6m (0)	3:09.40	28.67s	31.83s
4 REMARKABLE ROCK	2	0.5m	0.0m (0)	0.0m (0)	3:09.44	28.60s	32.24s
6 CHEAP THRILLZ	3	8.6m	12.0m (0)	20.0m (0)	3:10.12	29.26s	31.29s
8 ELSAMAY	4	10.1m	12.4m (1)	23.2m (1)	3:10.25	29.47s	31.15s
5 RIPPER VIEW	5	10.2m	16.2m (0)	24.8m (0)	3:10.26	29.32s	31.03s
3 CARIBBEAN TIMES	6	12.7m	8.0m (0)	15.4m (0)	3:10.47	29.17s	31.98s
1 MONTEGO	7	21.1m	8.4m (1)	18.0m (1)	3:11.17	29.31s	32.45s
7 ROCKIN THE TREND	8	23.3m	4.0m (1)	13.4m (1)	3:11.36	29.27s	32.99s

Finish Position and metres gained

First Arrow shows distance gain/loss from 2nd Qtr to 3rd Qtr, Second Arrow shows distance gain/loss from 3rd Qtr to Finish
Blue arrow indicates best gain in these quarters.



800

Visual positions in race at 2nd Quarter



400

Visual positions in race at 3rd Quarter



Busselton Race 4 Distance 2400m

Friday, 24 January 2025

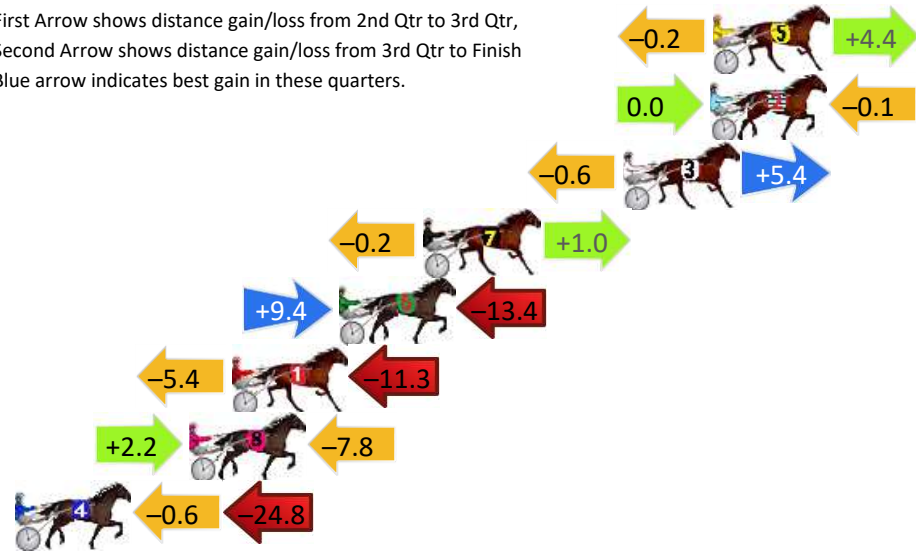
Gross Time: 3:14.30 MileRate: 2:09.20 LeadTime: 68.20s First Qtr: 30.80s Second Qtr: 32.70s Third Qtr: 31.80s Fourth Qtr: 30.80s

DATA TABLE: 800 / 400 Posi's are position from leader and (how wide the horse was at that position)

No	Horse	Plc	Mar	800 Posi	400 Posi	Time	3rd Qtr	4th Qt
5	WHOZ THIS	1	0.0m	4.2m (0)	4.4m (0)	3:14.30	31.81s	30.46s
2	VEEFORVICTORY	2	0.1m	0.0m (0)	0.0m (0)	3:14.31	31.80s	30.81s
3	SUN AND SAND	3	3.6m	8.4m (0)	9.0m (0)	3:14.59	31.84s	30.39s
7	MILITARY STAR	4	11.6m	12.4m (0)	12.6m (2)	3:15.23	31.81s	30.72s
6	VELVET SHADOW	5	15.0m	11.0m (1)	1.6m (1)	3:15.51	31.09s	31.83s
1	BARTLETT	6	19.3m	2.6m (1)	8.0m (1)	3:15.85	32.23s	31.67s
8	FEELING EMPATHY	7	21.0m	15.4m (1)	13.2m (3)	3:15.99	31.64s	31.40s
4	ALLWOODS CHEVRON	8	32.0m	6.6m (1)	7.2m (2)	3:16.88	31.88s	32.70s

Finish Position and metres gained

First Arrow shows distance gain/loss from 2nd Qtr to 3rd Qtr, Second Arrow shows distance gain/loss from 3rd Qtr to Finish Blue arrow indicates best gain in these quarters.



800

Visual positions in race at 2nd Quarter



400

Visual positions in race at 3rd Quarter



Busselton Race 5 Distance 2680m

Friday, 24 January 2025

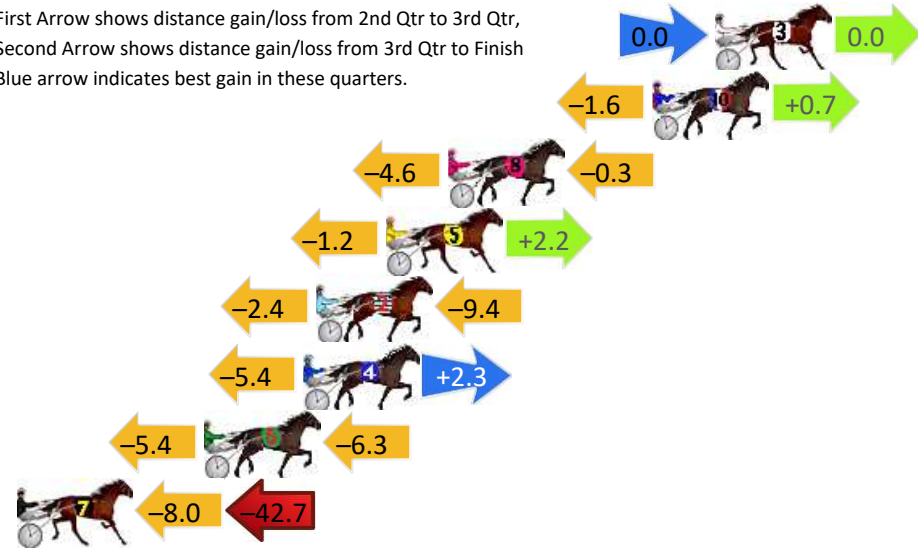
Gross Time: 3:32.40 MileRate: 2:07.50 LeadTime: 90.80s First Qtr: 31.40s Second Qtr: 30.90s Third Qtr: 29.20s Fourth Qtr: 30.10s

DATA TABLE: 800 / 400 Posi's are position from leader and (how wide the horse was at that position)

NoHorse	Plc	Mar	800 Posi	400 Posi	Time	3rd Qtr	4th Qt	
3	BET ON THE RIVER	1	0.0m	0.0m (0)	0.0m (0)	3:32.40	29.20s	30.10s
10	JACKPOT JOE	2	2.5m	1.6m (1)	3.2m (1)	3:32.60	29.32s	30.05s
8	MEGA MACH	3	10.7m	5.8m (1)	10.4m (1)	3:33.24	29.54s	30.12s
5	MYDADTHETERROR	4	13.2m	14.2m (1)	15.4m (2)	3:33.44	29.29s	29.94s
2	SONIC SEELSTER	5	16.0m	4.2m (0)	6.6m (0)	3:33.66	29.37s	30.80s
4	LUCIENNE	6	16.5m	13.4m (0)	18.8m (0)	3:33.70	29.60s	29.93s
6	MOTOR ON LILLY	7	20.5m	8.8m (0)	14.2m (0)	3:34.02	29.59s	30.57s
7	RISING SPIRIT	8	60.9m	10.2m (1)	18.2m (1)	3:37.20	29.74s	33.30s

Finish Position and metres gained

First Arrow shows distance gain/loss from 2nd Qtr to 3rd Qtr, Second Arrow shows distance gain/loss from 3rd Qtr to Finish
Blue arrow indicates best gain in these quarters.



8
0
0

Visual positions in race at 2nd Quarter



4
0
0

Visual positions in race at 3rd Quarter



Busselton Race 6 Distance 2030m

Friday, 24 January 2025

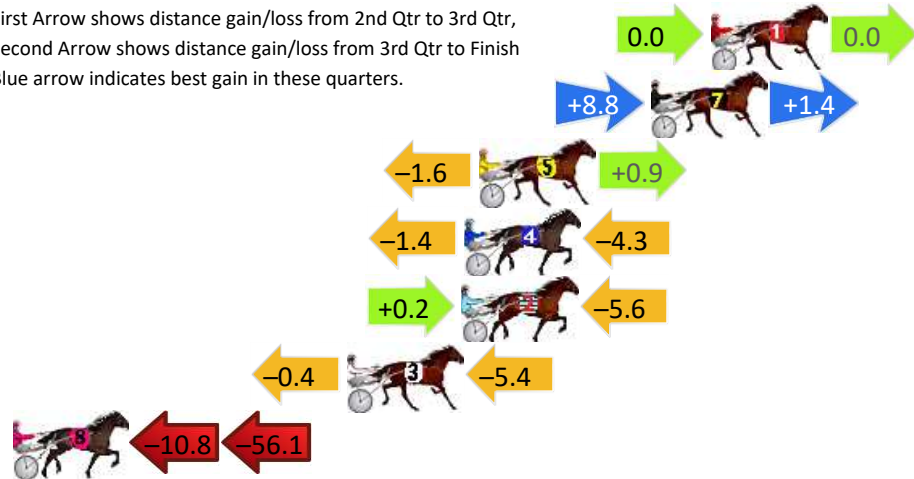
Gross Time: 2:37.40 MileRate: 2:04.80 LeadTime: 35.00s First Qtr: 29.90s Second Qtr: 30.70s Third Qtr: 30.70s Fourth Qtr: 31.10s

DATA TABLE: 800 / 400 Posi's are position from leader and (how wide the horse was at that position)

NoHorse	Plc	Mar	800 Posi	400 Posi	Time	3rd Qtr	4th Qt
1 JORDANO	1	0.0m	0.0m (0)	0.0m (0)	2:37.40	30.70s	31.10s
7 ISAIDBOO	2	2.4m	12.6m (0)	3.8m (2)	2:37.60	30.02s	30.99s
5 METEOROID	3	9.3m	8.6m (0)	10.2m (0)	2:38.16	30.82s	31.03s
4 RAMBO RABBIT	4	9.9m	4.2m (0)	5.6m (0)	2:38.21	30.81s	31.43s
2 DUNAMIS	5	10.0m	4.6m (1)	4.4m (1)	2:38.21	30.68s	31.53s
3 THE BATMOBILE	6	14.6m	8.8m (1)	9.2m (1)	2:38.59	30.73s	31.52s
8 HOPE	7	80.1m	13.2m (1)	24.0m (0)	2:43.91	31.50s	35.44s

Finish Position and metres gained

First Arrow shows distance gain/loss from 2nd Qtr to 3rd Qtr,
Second Arrow shows distance gain/loss from 3rd Qtr to Finish
Blue arrow indicates best gain in these quarters.



8
0
0

Visual positions in race at 2nd Quarter



4
0
0

Visual positions in race at 3rd Quarter



Busselton Race 7 Distance 2030m

Friday, 24 January 2025

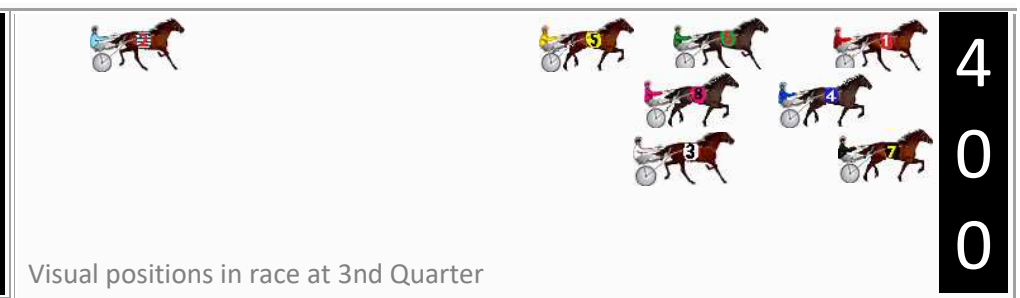

Gross Time: 2:40.30 MileRate: 2:07.00 LeadTime: 35.00s First Qtr: 29.50s Second Qtr: 33.60s Third Qtr: 32.00s Fourth Qtr: 30.20s

DATA TABLE: 800 / 400 Posi's are position from leader and (how wide the horse was at that position)

No	Horse	Plc	Mar	800 Posi	400 Posi	Time	3rd Qtr	4th Qt
4	MAJOR DALTON	1	0.0m	4.4m (0)	2.4m (1)	2:40.30	31.84s	30.02s
7	PATH OF GOLD	2	0.8m	7.4m (1)	0.0m (2)	2:40.36	31.43s	30.26s
6	ASHIMA	3	7.4m	8.8m (0)	6.6m (0)	2:40.89	31.83s	30.26s
5	SAGATIOUS	4	20.3m	20.4m (1)	12.0m (0)	2:41.91	31.37s	30.82s
3	ROCKINTHEBOX	5	21.0m	13.2m (0)	8.2m (2)	2:41.96	31.64s	31.16s
1	COHLIN	6	21.4m	0.0m (0)	0.2m (0)	2:41.99	32.06s	31.79s
8	MOTOR ON JESSIE	7	40.8m	3.4m (1)	7.8m (1)	2:43.53	32.41s	32.68s
2	IDEAL WHITBY	8	70.0m	35.0m (0)	30.0m (0)	2:45.84	31.70s	33.20s

Finish Position and metres gained

First Arrow shows distance gain/loss from 2nd Qtr to 3rd Qtr, Second Arrow shows distance gain/loss from 3rd Qtr to Finish
Blue arrow indicates best gain in these quarters.



Busselton Race 8 Distance 2030m

Friday, 24 January 2025

Gross Time: 2:40.80 MileRate: 2:06.20 LeadTime: 36.40s First Qtr: 30.60s Second Qtr: 32.00s Third Qtr: 30.70s Fourth Qtr: 31.10s

DATA TABLE: 800 / 400 Posi's are position from leader and (how wide the horse was at that position)

No	Horse	Plc	Mar	800 Posi	400 Posi	Time	3rd Qtr	4th Qt
5	EXTINCTION	1	0.0m	5.6m (1)	0.0m (0)	2:40.80	30.27s	31.10s
3	THE WHIZZER	2	0.8m	4.4m (0)	7.4m (1)	2:40.87	30.93s	30.59s
4	DANNIKA	3	28.8m	9.0m (0)	16.2m (0)	2:43.14	31.25s	32.07s
6	HUGHEY	4	48.4m	13.2m (0)	22.0m (0)	2:44.74	31.36s	33.14s
2	DELIGHTABLE	5	50.6m	1.6m (1)	18.4m (1)	2:44.91	31.97s	33.59s
8	TIMES TICKIN	6	58.6m	9.6m (1)	26.8m (1)	2:45.57	32.01s	33.56s
1	BOUNCE BACK BUDDY	7	60.2m	0.0m (0)	11.0m (0)	2:45.70	31.52s	34.90s

Finish Position and metres gained

First Arrow shows distance gain/loss from 2nd Qtr to 3rd Qtr, Second Arrow shows distance gain/loss from 3rd Qtr to Finish Blue arrow indicates best gain in these quarters.

