

# Gloucester Park Race 1 Distance 2130m

Tuesday, 21 January 2025


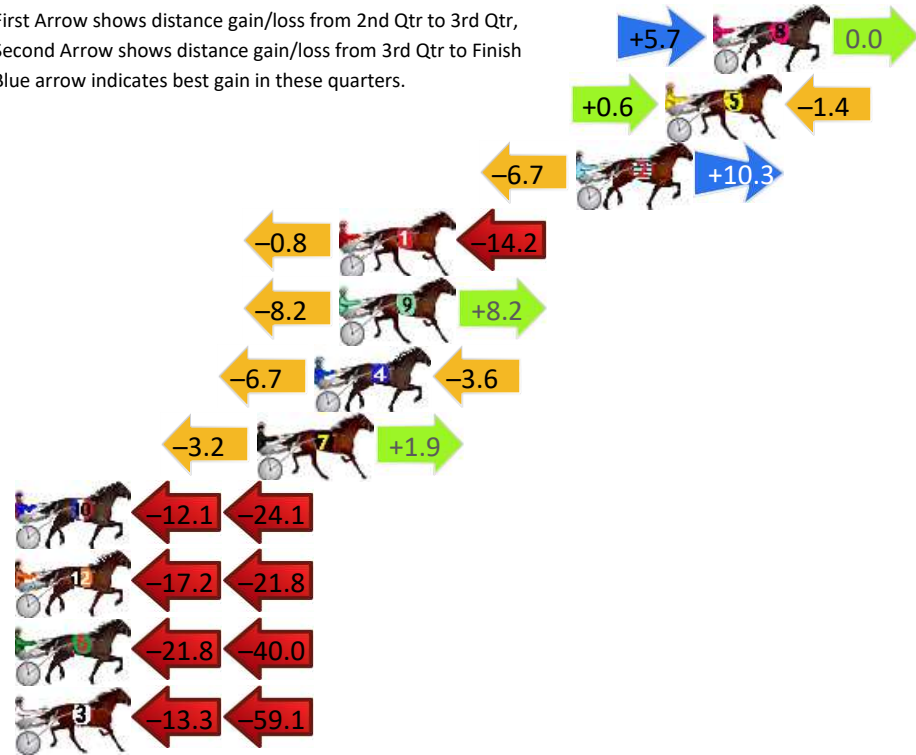
Gross Time: 2:34.70 MileRate: 1:56.90 LeadTime: 36.40s First Qtr: 30.20s Second Qtr: 29.90s Third Qtr: 28.40s Fourth Qtr: 29.80s

DATA TABLE: 800 / 400 Posi's are position from leader and (how wide the horse was at that position)

No	Horse	Plc	Mar	800 Posi	400 Posi	Time	3rd Qtr	4th Qt
8	XPRESS PARTY	1	0.0m	5.7m (2)	0.0m (2)	2:34.70	28.00s	29.80s
5	KINSAABI	2	1.9m	1.1m (1)	0.5m (1)	2:34.85	28.36s	29.91s
2	STRIKING A DEAL	3	5.5m	9.1m (0)	15.8m (2)	2:35.13	28.90s	29.09s
1	OH MIKI	4	15.0m	0.0m (0)	0.8m (0)	2:35.87	28.46s	30.92s
9	EE JAY WHY	5	15.0m	15.0m (1)	23.2m (1)	2:35.87	29.02s	29.29s
4	VEEFORVICTORY	6	16.0m	5.7m (1)	12.4m (1)	2:35.95	28.90s	30.15s
7	CHIEF COPY	7	18.3m	17.0m (2)	20.2m (2)	2:36.13	28.66s	29.77s
10	THE REAL MIKOY	8	49.8m	13.6m (0)	25.7m (0)	2:38.59	29.30s	31.83s
12	ALL ABOUT AMERICA	9	57.1m	18.1m (0)	35.3m (0)	2:39.16	29.68s	31.70s
6	LUCKSAFORTUNE	10	72.3m	10.5m (1)	32.3m (1)	2:40.35	30.00s	33.11s
3	STARLIGHT SONG	11	76.7m	4.3m (0)	17.6m (0)	2:40.69	29.38s	34.51s

## Finish Position and metres gained

First Arrow shows distance gain/loss from 2nd Qtr to 3rd Qtr, Second Arrow shows distance gain/loss from 3rd Qtr to Finish  
Blue arrow indicates best gain in these quarters.



800

Visual positions in race at 2nd Quarter



400

Visual positions in race at 3rd Quarter



# Gloucester Park Race 2 Distance 2130m

Tuesday, 21 January 2025


Gross Time: 2:34.50 MileRate: 1:56.70 LeadTime: 36.10s First Qtr: 31.40s Second Qtr: 30.20s Third Qtr: 29.00s Fourth Qtr: 27.80s

DATA TABLE: 800 / 400 Posi's are position from leader and (how wide the horse was at that position)

No	Horse	Plc	Mar	800 Posi	400 Posi	Time	3rd Qtr	4th Qt
6	BLAZE ON	1	0.0m	2.2m (1)	0.0m (1)	2:34.50	28.84s	27.80s
3	MAJOR OVERS	2	9.1m	0.0m (0)	0.5m (0)	2:35.17	29.04s	28.43s
11	RAKERO RAIDER	3	11.6m	10.6m (1)	3.7m (3)	2:35.35	28.50s	28.38s
1	TAKE A HIKE	4	14.4m	4.2m (0)	4.5m (0)	2:35.55	29.02s	28.53s
10	THE LIGHTNING STRIKE	5	15.7m	8.3m (0)	6.5m (1)	2:35.65	28.86s	28.49s
12	TORREVEAN PINKY	6	17.0m	12.5m (0)	11.0m (0)	2:35.74	28.88s	28.26s
8	VANDERBILT	7	17.5m	19.4m (1)	9.1m (3)	2:35.78	28.24s	28.44s
7	MARBEECHSAM	8	18.8m	16.7m (0)	12.5m (1)	2:35.87	28.68s	28.29s
4	RODASI	9	20.2m	6.7m (1)	4.9m (2)	2:35.98	28.86s	28.93s
5	STRIKE MASTER	10	20.7m	15.0m (1)	9.1m (2)	2:36.01	28.56s	28.67s


## Finish Position and metres gained

First Arrow shows distance gain/loss from 2nd Qtr to 3rd Qtr, Second Arrow shows distance gain/loss from 3rd Qtr to Finish  
Blue arrow indicates best gain in these quarters.



800

Visual positions in race at 2nd Quarter



400

Visual positions in race at 3rd Quarter



# Gloucester Park Race 3 Distance 2130m

Tuesday, 21 January 2025


Gross Time: 2:36.70 MileRate: 1:58.40 LeadTime: 37.90s First Qtr: 31.20s Second Qtr: 30.60s Third Qtr: 28.50s Fourth Qtr: 28.50s

DATA TABLE: 800 / 400 Posi's are position from leader and (how wide the horse was at that position)

No	Horse	Plc	Mar	800 Posi	400 Posi	Time	3rd Qtr	4th Qt
9	PRINCESS KATIE	1	0.0m	7.9m (2)	4.0m (2)	2:36.70	28.22s	28.22s
12	CHAMPAGNE EVERYONE	2	2.0m	5.9m (1)	6.5m (1)	2:36.85	28.54s	28.19s
1	JACKIE DANIELS	3	2.4m	0.0m (0)	0.0m (0)	2:36.88	28.50s	28.68s
4	CHAMBRAY	4	2.5m	2.0m (1)	2.6m (1)	2:36.89	28.54s	28.51s
11	ALTA ALLURE	5	3.5m	8.2m (0)	8.8m (0)	2:36.96	28.54s	28.14s
2	COURAGE OF LOMBO	6	9.2m	4.0m (0)	4.2m (0)	2:37.39	28.52s	28.89s
5	BELLA RAGAZZA	7	10.3m	12.4m (1)	8.3m (2)	2:37.47	28.20s	28.69s
3	LENI ROSE	8	11.9m	12.1m (0)	14.4m (0)	2:37.59	28.66s	28.37s
8	SPORTING GRACE	9	21.5m	20.9m (0)	18.6m (0)	2:38.31	28.34s	28.79s
7	MALAKIE	10	35.1m	16.4m (0)	19.0m (2)	2:39.33	28.68s	29.78s


## Finish Position and metres gained

First Arrow shows distance gain/loss from 2nd Qtr to 3rd Qtr, Second Arrow shows distance gain/loss from 3rd Qtr to Finish  
Blue arrow indicates best gain in these quarters.



800

Visual positions in race at 2nd Quarter



400

Visual positions in race at 3rd Quarter



# Gloucester Park Race 4 Distance 2130m

Tuesday, 21 January 2025


Gross Time: 2:36.90 MileRate: 1:58.60 LeadTime: 38.00s First Qtr: 31.90s Second Qtr: 30.20s Third Qtr: 27.80s Fourth Qtr: 29.00s

DATA TABLE: 800 / 400 Posi's are position from leader and (how wide the horse was at that position)

No	Horse	Plc	Mar	800 Posi	400 Posi	Time	3rd Qtr	4th Qt
2	JAXON MORGAN	1	0.0m	0.0m (0)	0.0m (0)	2:36.90	27.80s	29.00s
7	NO NONEY	2	2.1m	16.2m (2)	19.6m (2)	2:37.06	28.06s	27.78s
5	HAVEYOU METTED	3	3.7m	1.2m (1)	1.5m (1)	2:37.18	27.82s	29.18s
3	TA IN ADVANCE	4	4.1m	5.5m (1)	6.3m (1)	2:37.21	27.86s	28.87s
11	JILLIBY JAKE	5	5.1m	9.6m (1)	11.4m (1)	2:37.29	27.94s	28.59s
1	MAKE IT QUICK	6	5.5m	4.1m (0)	5.4m (0)	2:37.32	27.90s	29.04s
8	SIDSTREPO	7	8.5m	14.2m (1)	15.9m (1)	2:37.55	27.94s	28.52s
10	LORD PUBLISHER	8	8.6m	8.4m (0)	9.6m (0)	2:37.55	27.90s	28.97s
4	HERE COMES SHARKIE	9	10.8m	12.5m (0)	15.9m (0)	2:37.72	28.06s	28.70s
9	ACOLTNAME DSU	10	16.6m	10.7m (2)	16.8m (3)	2:38.16	28.25s	29.08s
12	BIG BOZZ	11	19.3m	6.4m (2)	14.2m (2)	2:38.37	28.36s	29.46s
14	AMERICAN DUTCHESS	12	38.8m	17.4m (0)	26.4m (0)	2:39.85	28.46s	30.09s

## Finish Position and metres gained

First Arrow shows distance gain/loss from 2nd Qtr to 3rd Qtr, Second Arrow shows distance gain/loss from 3rd Qtr to Finish. Blue arrow indicates best gain in these quarters.



800

Visual positions in race at 2nd Quarter



400

Visual positions in race at 3rd Quarter



Powered by **PJ Harness Analyser**

Sectional Analysis Software

Not just form | Free Trial

[www.facebook.com/PJHarnessRacing](http://www.facebook.com/PJHarnessRacing)



RISE Digital, Harness Racing Australia nor the provider accepts any responsibility for the completeness or accuracy of any of the information contained herein, and makes no representations about its suitability for any particular purpose. Users should make their own judgements about those matters and/or seek independent advice. You assume all risks associated with use of data provided on this page

# Gloucester Park Race 5 Distance 2130m

Tuesday, 21 January 2025

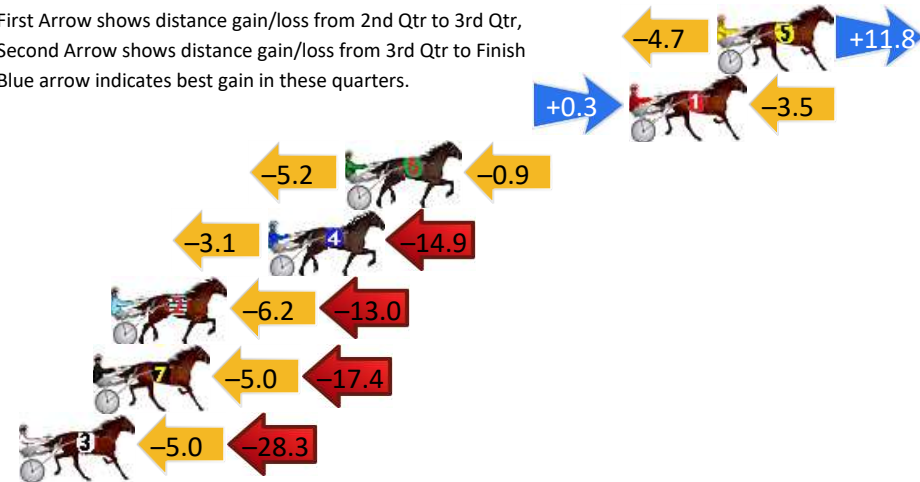
Gross Time: 2:33.70 MileRate: 1:56.10 LeadTime: 36.50s First Qtr: 28.90s Second Qtr: 30.90s Third Qtr: 28.50s Fourth Qtr: 28.90s

DATA TABLE: 800 / 400 Posi's are position from leader and (how wide the horse was at that position)

No	Horse	Plc	Mar	800 Posi	400 Posi	Time	3rd Qtr	4th Qt
5	WAVERIDER	1	0.0m	7.1m (2)	11.8m (2)	2:33.70	28.84s	28.06s
1	ARIONROCK	2	3.5m	0.3m (0)	0.0m (0)	2:33.97	28.48s	29.17s
6	LAMANDIER	3	14.9m	8.8m (0)	14.0m (0)	2:34.83	28.88s	29.03s
4	HENGHENG	4	18.0m	0.0m (1)	3.1m (1)	2:35.07	28.72s	30.04s
2	UNDER THE ALTA	5	24.3m	5.1m (1)	11.3m (1)	2:35.54	28.94s	29.94s
7	IDEAL TOMADO	6	25.0m	2.6m (2)	7.6m (2)	2:35.60	28.86s	30.25s
3	CLOUD NINE	7	37.8m	4.5m (0)	9.5m (0)	2:36.57	28.86s	31.09s

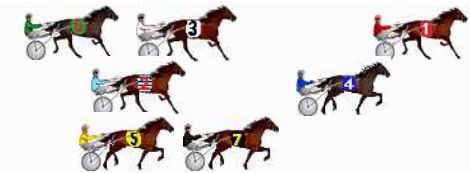
## Finish Position and metres gained

First Arrow shows distance gain/loss from 2nd Qtr to 3rd Qtr,  
Second Arrow shows distance gain/loss from 3rd Qtr to Finish  
Blue arrow indicates best gain in these quarters.



8  
0  
0

Visual positions in race at 2nd Quarter



4  
0  
0

Visual positions in race at 3rd Quarter



# Gloucester Park Race 6 Distance 2130m

Tuesday, 21 January 2025

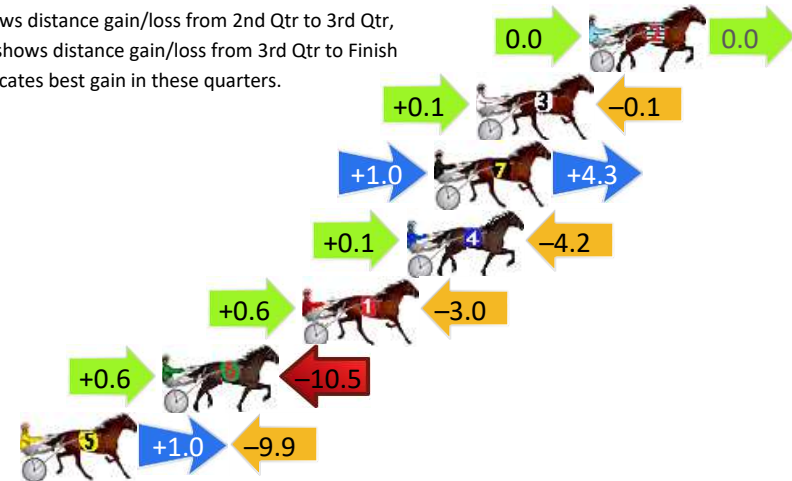
Gross Time: 2:40.70 MileRate: 2:01.40 LeadTime: 38.40s First Qtr: 32.70s Second Qtr: 30.90s Third Qtr: 30.20s Fourth Qtr: 28.50s

DATA TABLE: 800 / 400 Posi's are position from leader and (how wide the horse was at that position)

No	Horse	Plc	Mar	800 Posi	400 Posi	Time	3rd Qtr	4th Qt
2	PINJARRA ROCKS	1	0.0m	0.0m (0)	0.0m (0)	2:40.70	30.20s	28.50s
3	WICKED HUSTLER	2	4.5m	4.5m (0)	4.4m (0)	2:41.04	30.18s	28.52s
7	CIGANDA	3	6.2m	11.5m (1)	10.5m (1)	2:41.16	30.10s	28.20s
4	BOOM IT UP	4	7.3m	3.2m (1)	3.1m (1)	2:41.25	30.18s	28.82s
1	ALWAYS SEA MIKI	5	11.5m	9.1m (0)	8.5m (0)	2:41.56	30.14s	28.74s
6	CANELO	6	17.1m	7.2m (1)	6.6m (1)	2:41.98	30.14s	29.30s
5	RAVENOUS ROMEO	7	22.8m	13.9m (0)	12.9m (0)	2:42.41	30.10s	29.27s

## Finish Position and metres gained

First Arrow shows distance gain/loss from 2nd Qtr to 3rd Qtr,  
Second Arrow shows distance gain/loss from 3rd Qtr to Finish  
Blue arrow indicates best gain in these quarters.



8  
0  
0

Visual positions in race at 2nd Quarter



4  
0  
0

Visual positions in race at 3rd Quarter



# Gloucester Park Race 7 Distance 2130m

Tuesday, 21 January 2025


Gross Time: 2:43.90 MileRate: 2:03.80 LeadTime: 39.80s First Qtr: 32.90s Second Qtr: 31.80s Third Qtr: 30.00s Fourth Qtr: 29.40s

DATA TABLE: 800 / 400 Posi's are position from leader and (how wide the horse was at that position)

No	Horse	Plc	Mar	800 Posi	400 Posi	Time	3rd Qtr	4th Qt
1	HOLD YOUR FIRE	1	0.0m	0.0m (0)	0.0m (0)	2:43.90	30.00s	29.40s
4	BLITZAR	2	3.3m	11.3m (1)	9.8m (2)	2:44.15	29.88s	28.93s
3	PINEAPPLE	3	3.8m	8.9m (0)	8.4m (0)	2:44.19	29.96s	29.07s
2	DON DIABLO	4	4.2m	4.6m (0)	4.3m (0)	2:44.22	29.98s	29.40s
8	FOLLOW YOUR MOTHER	5	7.2m	6.7m (1)	6.3m (1)	2:44.46	29.96s	29.49s
5	I AM SIAM	6	8.9m	2.4m (1)	2.2m (1)	2:44.59	29.98s	29.92s
6	FRANKENSTEINSBRIDE	7	14.9m	15.6m (1)	13.9m (2)	2:45.05	29.86s	29.52s
7	KRIPKE	8	18.8m	13.2m (0)	12.7m (0)	2:45.35	29.96s	29.91s
9	BARTLETT	9	19.6m	18.0m (0)	15.5m (1)	2:45.41	29.80s	29.77s

## Finish Position and metres gained

First Arrow shows distance gain/loss from 2nd Qtr to 3rd Qtr,  
Second Arrow shows distance gain/loss from 3rd Qtr to Finish  
Blue arrow indicates best gain in these quarters.



800

Visual positions in race at 2nd Quarter



400

Visual positions in race at 3rd Quarter

