

Bunbury Race 1 Distance 2503m

Monday, 20 January 2025


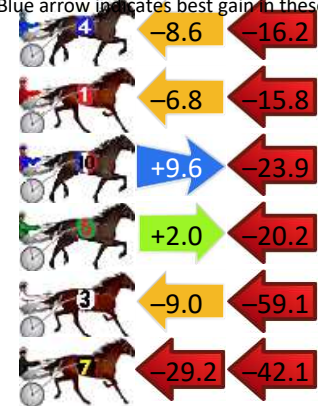
Gross Time: 3:11.40 MileRate: 2:03.00 LeadTime: 72.10s First Qtr: 30.80s Second Qtr: 29.60s Third Qtr: 29.40s Fourth Qtr: 29.50s

DATA TABLE: 800 / 400 Posi's are position from leader and (how wide the horse was at that position)

No	Horse	Plc	Mar	800 Posi	400 Posi	Time	3rd Qtr	4th Qt
5	CHUMANI	1	0.0m	0.0m (0)	0.0m (0)	3:11.40	29.40s	29.50s
4	BETTY BOOTZ OFF	2	38.2m	13.4m (0)	22.0m (0)	3:14.35	30.03s	30.69s
1	BEE BEE BEROC	3	40.6m	18.0m (0)	24.8m (1)	3:14.54	29.90s	30.66s
10	PEACHEE	4	42.7m	28.4m (1)	18.8m (1)	3:14.70	28.69s	31.25s
6	QUIGGLEY	5	65.2m	47.0m (0)	45.0m (0)	3:16.44	29.25s	30.98s
3	CYCLONE KADABRAMELIA	6	75.9m	7.8m (0)	16.8m (0)	3:17.27	30.05s	33.83s
7	LAVRADORE	7	97.1m	25.8m (0)	55.0m (0)	3:18.91	31.53s	32.59s

Finish Position and metres gained

First Arrow shows distance gain/loss from 2nd Qtr to 3rd Qtr, Second Arrow shows distance gain/loss from 3rd Qtr to Finish. Blue arrow indicates best gain in these quarters.



Bunbury Race 2 Distance 2100m

Monday, 20 January 2025


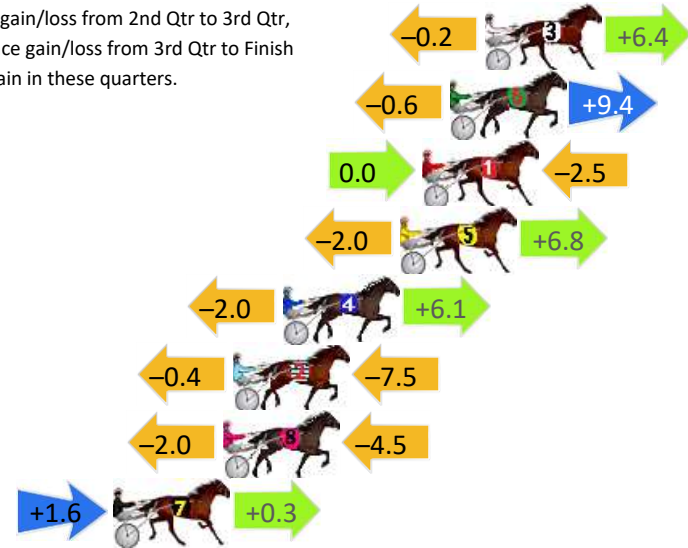
Gross Time: 2:34.10 MileRate: 1:58.10 LeadTime: 36.60s First Qtr: 30.40s Second Qtr: 29.30s Third Qtr: 29.10s Fourth Qtr: 28.70s

DATA TABLE: 800 / 400 Posi's are position from leader and (how wide the horse was at that position)

No	Horse	Plc	Mar	800 Posi	400 Posi	Time	3rd Qtr	4th Qt
3	CHILLI PUNTER	1	0.0m	6.2m (1)	6.4m (2)	2:34.10	29.11s	28.24s
6	HUNT THE MAGIC	2	1.4m	10.2m (1)	10.8m (2)	2:34.21	29.14s	28.03s
1	SHES A LUCKY PENNY	3	2.5m	0.0m (0)	0.0m (0)	2:34.29	29.10s	28.88s
5	SUNDANCER RAINBOW	4	3.4m	8.2m (0)	10.2m (0)	2:34.36	29.24s	28.21s
4	BRAMANTE STEPS	5	8.1m	12.2m (0)	14.2m (0)	2:34.71	29.24s	28.26s
2	ELSAMAY	6	10.1m	2.2m (1)	2.6m (1)	2:34.86	29.13s	29.24s
8	DOVE CRY	7	10.5m	4.0m (0)	6.0m (0)	2:34.89	29.25s	29.02s
7	MONTEGO	8	14.9m	16.8m (0)	15.2m (1)	2:35.22	28.98s	28.68s

Finish Position and metres gained

First Arrow shows distance gain/loss from 2nd Qtr to 3rd Qtr, Second Arrow shows distance gain/loss from 3rd Qtr to Finish Blue arrow indicates best gain in these quarters.



Bunbury Race 3 Distance 2100m

Monday, 20 January 2025


Gross Time: 2:33.50 MileRate: 1:57.60 LeadTime: 36.00s First Qtr: 31.70s Second Qtr: 29.60s Third Qtr: 29.20s Fourth Qtr: 27.00s

DATA TABLE: 800 / 400 Posi's are position from leader and (how wide the horse was at that position)

NoHorse	Plc	Mar	800 Posi	400 Posi	Time	3rd Qtr	4th Qt
2 IM LIGHTNING BANNER	1	0.0m	0.0m (0)	0.0m (0)	2:33.50	29.20s	27.00s
5 SOHO SANTORINI	2	7.0m	12.6m (1)	12.0m (1)	2:34.00	29.14s	26.66s
1 CALIENTE	3	7.5m	4.0m (0)	4.2m (0)	2:34.03	29.22s	27.22s
6 ROCKNROLL ELLIOT	4	9.9m	12.4m (0)	12.2m (0)	2:34.20	29.18s	26.85s
8 JOEY JAMES	5	10.0m	8.0m (0)	8.0m (0)	2:34.21	29.21s	27.13s
7 ONESMARTFELLA	6	11.6m	16.4m (0)	16.0m (1)	2:34.33	29.16s	26.70s
3 CALLMEWHATUWANT	7	12.4m	8.8m (1)	8.0m (1)	2:34.38	29.16s	27.30s
4 BELLISSIMO ACQUISTO	8	12.8m	5.0m (1)	4.0m (1)	2:34.41	29.15s	27.59s

Finish Position and metres gained

First Arrow shows distance gain/loss from 2nd Qtr to 3rd Qtr, Second Arrow shows distance gain/loss from 3rd Qtr to Finish Blue arrow indicates best gain in these quarters.



8
0
0

Visual positions in race at 2nd Quarter



4
0
0

Visual positions in race at 3rd Quarter



Bunbury Race 4 Distance 2100m

Monday, 20 January 2025


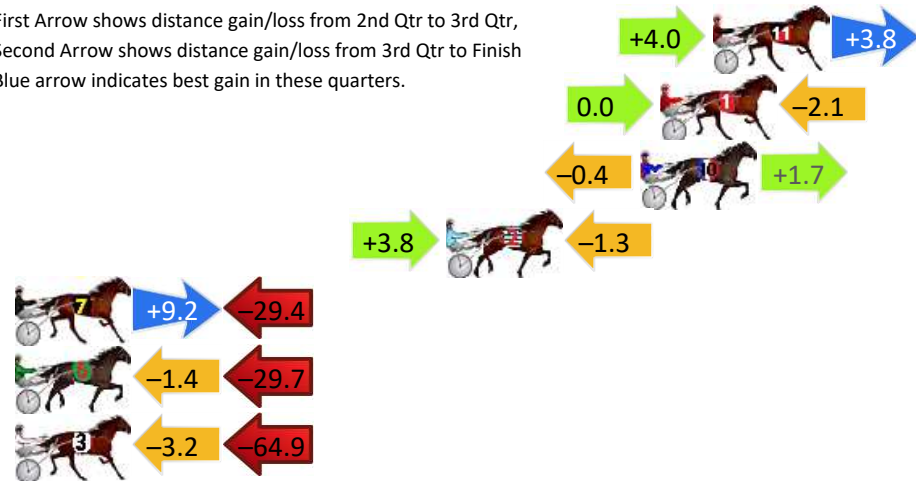
Gross Time: 2:35.10 MileRate: 1:58.80 LeadTime: 35.30s First Qtr: 32.40s Second Qtr: 29.30s Third Qtr: 29.80s Fourth Qtr: 28.30s

DATA TABLE: 800 / 400 Posi's are position from leader and (how wide the horse was at that position)

No	Horse	Plc	Mar	800 Posi	400 Posi	Time	3rd Qtr	4th Qt
11	BALINGUP BOY	1	0.0m	7.8m (1)	3.8m (2)	2:35.10	29.50s	28.03s
1	ALTA EXPRESS	2	2.1m	0.0m (0)	0.0m (0)	2:35.26	29.80s	28.45s
10	ROCKIN LE MONDE	3	2.9m	4.2m (0)	4.6m (0)	2:35.32	29.83s	28.18s
2	SWEET DUNCAN	4	10.7m	13.2m (0)	9.4m (2)	2:35.90	29.53s	28.39s
7	PARSONS GLAMOUR	5	32.0m	11.8m (1)	2.6m (3)	2:37.48	29.19s	30.37s
6	PETER ROMEO	6	40.3m	9.2m (0)	10.6m (0)	2:38.10	29.96s	30.39s
3	AMARETTO ANGEL	7	71.7m	3.6m (1)	6.8m (1)	2:40.43	30.15s	32.87s


Finish Position and metres gained

First Arrow shows distance gain/loss from 2nd Qtr to 3rd Qtr, Second Arrow shows distance gain/loss from 3rd Qtr to Finish Blue arrow indicates best gain in these quarters.



800

Visual positions in race at 2nd Quarter



400

Visual positions in race at 3rd Quarter



Bunbury Race 5 Distance 2100m

Monday, 20 January 2025

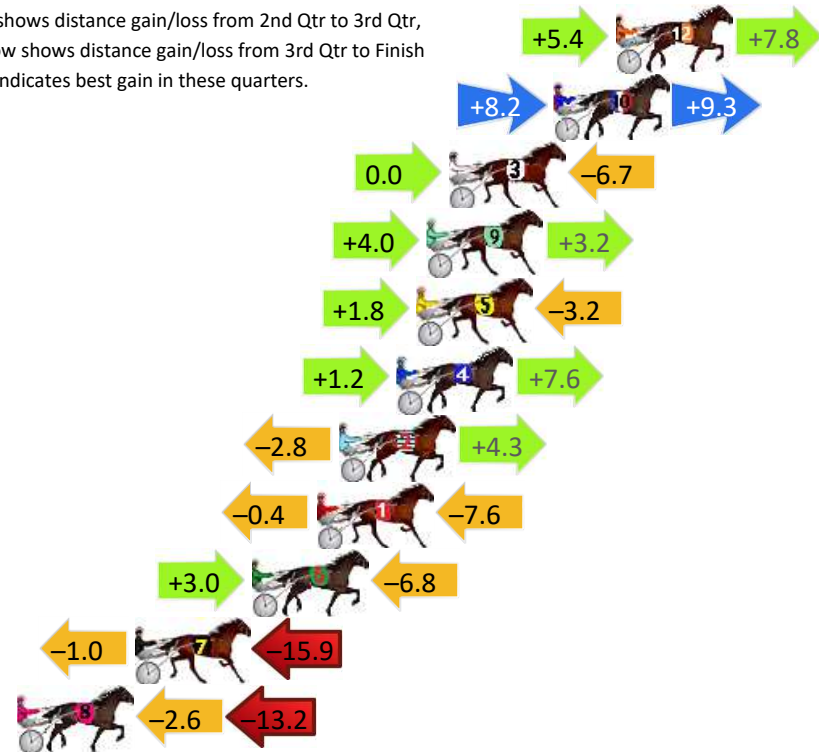
Gross Time: 2:41.80 MileRate: 2:04.00 LeadTime: 36.80s First Qtr: 30.70s Second Qtr: 33.80s Third Qtr: 30.50s Fourth Qtr: 30.00s

DATA TABLE: 800 / 400 Posi's are position from leader and (how wide the horse was at that position)

No	Horse	Plc	Mar	800 Posi	400 Posi	Time	3rd Qtr	4th Qt
12	ALTA KING	1	0.0m	13.2m (2)	7.8m (3)	2:41.80	30.09s	29.42s
10	ARISE LAZARUS	2	2.5m	20.0m (1)	11.8m (3)	2:42.00	29.88s	29.31s
3	WALLEN	3	6.7m	0.0m (0)	0.0m (0)	2:42.33	30.50s	30.50s
9	STAR OF THE GALAXY	4	7.6m	14.8m (1)	10.8m (2)	2:42.40	30.20s	29.76s
5	GIVE ME JOY	5	8.0m	6.6m (1)	4.8m (2)	2:42.43	30.37s	30.24s
4	RAMTASTIC	6	8.8m	17.6m (0)	16.4m (2)	2:42.49	30.41s	29.43s
2	TWOHEARTONEDIA MOND	7	11.1m	12.6m (0)	15.4m (1)	2:42.67	30.71s	29.68s
1	IM GRAFTER	8	12.0m	4.0m (0)	4.4m (0)	2:42.74	30.53s	30.57s
6	VICIOUSLY UNKIND	9	14.6m	10.8m (1)	7.8m (1)	2:42.95	30.28s	30.51s
7	CHEVRONS GOLD	10	19.3m	2.4m (1)	3.4m (1)	2:43.32	30.59s	31.19s
8	BETTOR BE BUCKS	11	24.0m	8.2m (0)	10.8m (0)	2:43.69	30.70s	30.98s

Finish Position and metres gained

First Arrow shows distance gain/loss from 2nd Qtr to 3rd Qtr,
Second Arrow shows distance gain/loss from 3rd Qtr to Finish
Blue arrow indicates best gain in these quarters.



800

Visual positions in race at 2nd Quarter



400

Visual positions in race at 3rd Quarter



Bunbury Race 6 Distance 2100m

Monday, 20 January 2025




Gross Time: 2:37.70 MileRate: 2:00.90 LeadTime: 36.10s First Qtr: 31.20s Second Qtr: 30.70s Third Qtr: 30.40s Fourth Qtr: 29.30s

DATA TABLE: 800 / 400 Posi's are position from leader and (how wide the horse was at that position)

No	Horse	Plc	Mar	800 Posi	400 Posi	Time	3rd Qtr	4th Qt
5	JAXS IDEAL	1	0.0m	8.6m (0)	1.8m (1)	2:37.70	29.89s	29.17s
4	PHILTHEJUG	2	3.0m	4.2m (0)	4.0m (0)	2:37.93	30.38s	29.23s
12	ELIZABETH AITCH	3	6.5m	22.8m (1)	11.0m (2)	2:38.20	29.52s	28.97s
13	LUCKY LOU WHITBY	4	10.4m	0.0m (0)	0.0m (0)	2:38.50	30.41s	30.06s
3	WHOOPSADAISY	5	26.8m	13.0m (0)	8.4m (0)	2:39.76	30.08s	30.64s
8	CASSINI BELLE	6	31.9m	18.8m (1)	10.0m (1)	2:40.15	29.78s	30.90s
9	VYBRANT	7	32.9m	22.0m (0)	20.6m (2)	2:40.23	30.31s	30.20s
10	ROCKNROLL JEWEL	7	32.9m	27.4m (1)	26.0m (2)	2:40.23	30.31s	29.80s
1	DEBRENIKA	9	65.6m	17.4m (0)	24.2m (0)	2:42.74	30.96s	32.32s
2	SATAN PRINCESS	10	111.7m	14.6m (1)	23.6m (1)	2:46.28	31.19s	35.72s
6	TERASITA	11	121.1m	30.8m (0)	36.0m (0)	2:47.01	30.90s	35.50s

Finish Position and metres gained

First Arrow shows distance gain/loss from 2nd Qtr to 3rd Qtr, Second Arrow shows distance gain/loss from 3rd Qtr to Finish
Blue arrow indicates best gain in these quarters.



Bunbury Race 7 Distance 2100m

Monday, 20 January 2025



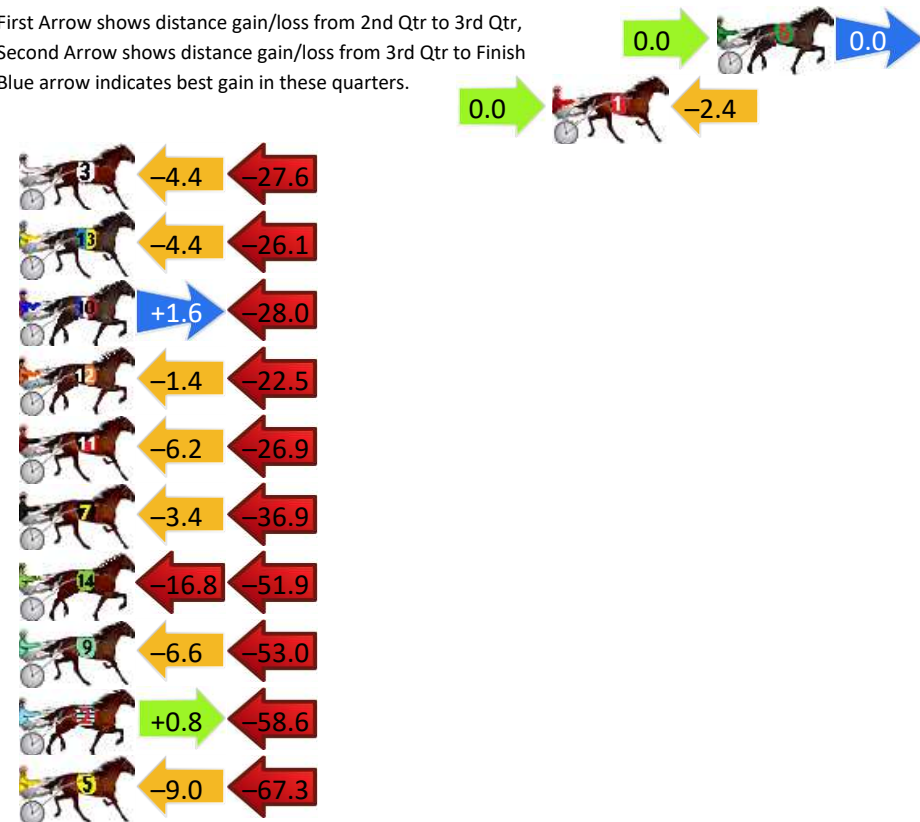
Gross Time: 2:34.40 MileRate: 1:58.30 LeadTime: 35.40s First Qtr: 32.50s Second Qtr: 29.80s Third Qtr: 28.70s Fourth Qtr: 28.00s

DATA TABLE: 800 / 400 Posi's are position from leader and (how wide the horse was at that position)

No	Horse	Plc	Mar	800 Posi	400 Posi	Time	3rd Qtr	4th Qt
6	SOHO SHAKEDOWN	1	0.0m	0.0m (0)	0.0m (0)	2:34.40	28.70s	28.00s
1	KINGSEAT	2	6.6m	4.2m (0)	4.2m (0)	2:34.89	28.70s	28.17s
3	BROOKVALEGIRL	3	41.4m	9.4m (0)	13.8m (0)	2:37.45	29.03s	29.92s
13	IDEALINCIDER	4	43.9m	13.4m (0)	17.8m (0)	2:37.63	29.03s	29.82s
10	ELEPHANT ROCK	5	44.6m	18.2m (1)	16.6m (1)	2:37.68	28.61s	29.95s
12	DEE JAYS BIG BOY	6	46.3m	22.4m (1)	23.8m (3)	2:37.81	28.82s	29.57s
11	BRIGGS ON BOND	7	57.1m	24.0m (0)	30.2m (1)	2:38.60	29.16s	29.87s
7	IDEAL IVANA	8	69.1m	28.8m (0)	32.2m (2)	2:39.49	28.97s	30.57s
14	ELLIEGOZOOM	9	78.9m	10.2m (1)	27.0m (2)	2:40.21	29.93s	31.61s
9	DEVILS COURAGE	10	79.4m	19.8m (0)	26.4m (0)	2:40.24	29.21s	31.69s
2	OHOKA NICO	11	89.4m	31.6m (1)	30.8m (3)	2:40.98	28.69s	32.08s
5	COUNT BOSCAR	12	90.7m	14.4m (1)	23.4m (1)	2:41.08	29.39s	32.68s

Finish Position and metres gained

First Arrow shows distance gain/loss from 2nd Qtr to 3rd Qtr,
Second Arrow shows distance gain/loss from 3rd Qtr to Finish
Blue arrow indicates best gain in these quarters.



Bunbury Race 8 Distance 2100m

Monday, 20 January 2025

Gross Time: 2:33.80 MileRate: 1:57.80 LeadTime: 36.70s First Qtr: 31.30s Second Qtr: 28.90s Third Qtr: 28.30s Fourth Qtr: 28.60s

DATA TABLE: 800 / 400 Posi's are position from leader and (how wide the horse was at that position)

No	Horse	Plc	Mar	800 Posi	400 Posi	Time	3rd Qtr	4th Qt
5	RONALD SCOTT	1	0.0m	0.0m (1)	0.2m (1)	2:33.80	28.31s	28.59s
2	TRIROYALE BRIGADE	2	0.4m	0.2m (0)	0.0m (0)	2:33.83	28.29s	28.63s
4	SEA FURY	3	0.5m	4.0m (1)	4.2m (1)	2:33.84	28.32s	28.34s
8	CLASSNSMART	4	16.8m	8.6m (0)	10.6m (0)	2:35.06	28.44s	29.04s
3	ROAD STAR	5	16.8m	8.2m (1)	9.2m (1)	2:35.06	28.37s	29.14s
10	ZUEDE	6	18.1m	12.6m (0)	14.8m (0)	2:35.16	28.45s	28.83s
13	JOE WITH THE FLOW	7	21.4m	4.6m (0)	5.6m (0)	2:35.41	28.36s	29.72s
7	TRITRITTBANGBAN G	8	27.6m	16.4m (1)	17.8m (1)	2:35.87	28.40s	29.30s
9	SKIPPIN CLASS	9	28.9m	12.4m (1)	13.0m (2)	2:35.97	28.34s	29.73s
12	RICHIE REACTOR	10	42.0m	17.0m (0)	19.6m (0)	2:36.95	28.48s	30.19s
11	CANDILLO	11	76.1m	44.0m (0)	58.0m (0)	2:39.52	29.28s	29.89s

Finish Position and metres gained

First Arrow shows distance gain/loss from 2nd Qtr to 3rd Qtr, Second Arrow shows distance gain/loss from 3rd Qtr to Finish
Blue arrow indicates best gain in these quarters.

