

Pinjarra Race 1 Distance 1684m




Monday, 13 January 2025

Gross Time: 2:04.30 MileRate: 1:58.80 LeadTime: 6.00s First Qtr: 29.80s Second Qtr: 31.70s Third Qtr: 28.50s Fourth Qtr: 28.30s

DATA TABLE: 800 / 400 Posi's are position from leader and (how wide the horse was at that position)

No	Horse	Plc	Mar	800 Posi	400 Posi	Time	3rd Qtr	4th Qt
3	HOLD THAT GOLD	1	0.0m	0.0m (0)	0.2m (0)	2:04.30	28.51s	28.29s
6	LINE THE STARZZZ	2	4.9m	15.2m (1)	4.3m (2)	2:04.66	27.72s	28.36s
4	ALDEBARAN SUNDOWN	3	6.8m	5.3m (1)	0.0m (2)	2:04.81	28.12s	28.81s
5	LUVAF LAIR	4	8.3m	15.8m (0)	8.6m (2)	2:04.92	27.99s	28.31s
7	MRIYA DREAM	5	13.2m	0.1m (1)	0.0m (1)	2:05.28	28.49s	29.28s
2	SELLUNE	6	15.8m	10.3m (1)	6.4m (1)	2:05.47	28.22s	29.02s
1	ELISH STAR	7	21.4m	4.4m (0)	7.2m (0)	2:05.89	28.70s	29.38s
8	DARK SECRET	8	24.6m	9.1m (0)	13.2m (0)	2:06.13	28.79s	29.20s
9	LAVRADORE	9	63.4m	44.0m (0)	32.0m (0)	2:09.01	27.64s	30.75s

Finish Position and metres gained



Pinjarra Race 2 Distance 2185m

Monday, 13 January 2025



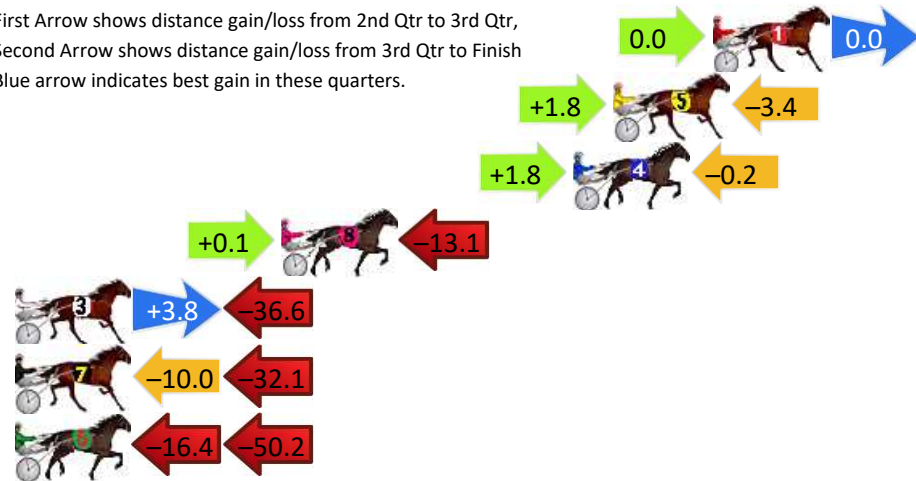
Gross Time: 2:43.20 MileRate: 2:00.20 LeadTime: 44.00s First Qtr: 31.40s Second Qtr: 29.80s Third Qtr: 29.90s Fourth Qtr: 28.10s

DATA TABLE: 800 / 400 Posi's are position from leader and (how wide the horse was at that position)

No	Horse	Plc	Mar	800 Posi	400 Posi	Time	3rd Qtr	4th Qt
1	WHOOPSADAISY	1	0.0m	0.0m (0)	0.0m (0)	2:43.20	29.90s	28.10s
5	CHIEF COPY	2	4.0m	2.4m (1)	0.6m (1)	2:43.50	29.76s	28.36s
4	ELIZABETH AITCH	3	5.6m	7.2m (1)	5.4m (1)	2:43.61	29.75s	28.12s
8	INTERNAL WAVES	4	17.3m	4.3m (0)	4.2m (0)	2:44.48	29.88s	29.08s
3	BAND OF ROCK	5	47.7m	14.9m (0)	11.1m (0)	2:46.72	29.60s	30.82s
7	COUNT BOSCAR	6	93.4m	51.3m (0)	61.3m (0)	2:50.10	30.52s	30.58s
6	DUSTYROADS	7	147.6m	81.0m (0)	97.4m (0)	2:54.10	30.92s	31.98s

Finish Position and metres gained

First Arrow shows distance gain/loss from 2nd Qtr to 3rd Qtr,
Second Arrow shows distance gain/loss from 3rd Qtr to Finish
Blue arrow indicates best gain in these quarters.



Pinjarra Race 3 Distance 2185m

Monday, 13 January 2025

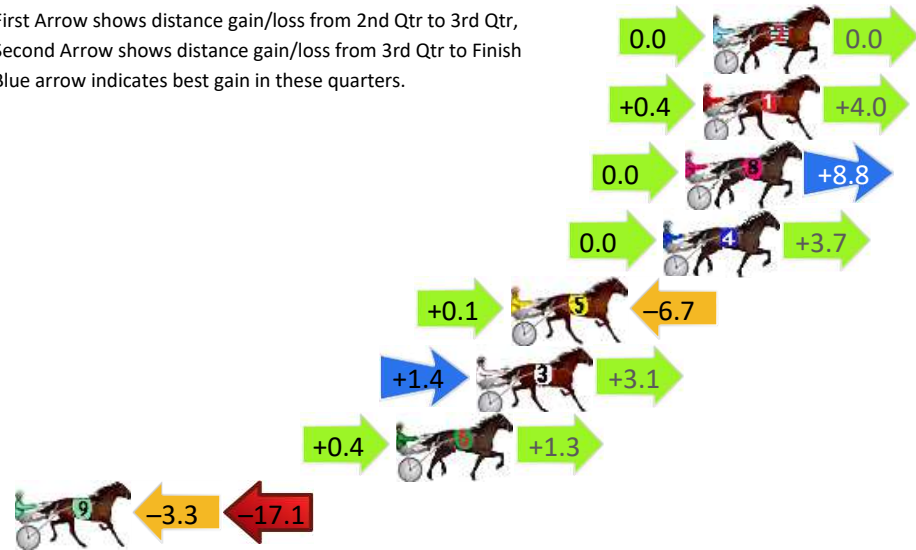
Gross Time: 2:44.20 MileRate: 2:00.90 LeadTime: 43.50s First Qtr: 32.00s Second Qtr: 29.50s Third Qtr: 28.60s Fourth Qtr: 30.60s

DATA TABLE: 800 / 400 Posi's are position from leader and (how wide the horse was at that position)

No	Horse	Plc	Mar	800 Posi	400 Posi	Time	3rd Qtr	4th Qt
2	EILEENMAY	1	0.0m	0.0m (0)	0.0m (0)	2:44.20	28.60s	30.60s
1	IM GRAFTER	2	0.4m	4.8m (0)	4.4m (0)	2:44.23	28.58s	30.31s
8	SATAN PRINCESS	3	1.1m	9.9m (0)	9.9m (0)	2:44.29	28.63s	29.96s
4	VYBRANT	4	2.0m	5.7m (1)	5.7m (1)	2:44.36	28.61s	30.34s
5	PHILTHEJUG	5	8.1m	1.5m (1)	1.4m (1)	2:44.85	28.59s	31.15s
3	CARMELA DOMENICA	6	9.5m	14.0m (1)	12.6m (2)	2:44.96	28.53s	30.43s
6	THE DUBLIN XPRESS	7	12.7m	14.4m (0)	14.0m (0)	2:45.22	28.61s	30.59s
9	TERASITA	8	30.3m	9.9m (1)	13.2m (1)	2:46.63	28.86s	32.06s

Finish Position and metres gained

First Arrow shows distance gain/loss from 2nd Qtr to 3rd Qtr, Second Arrow shows distance gain/loss from 3rd Qtr to Finish
Blue arrow indicates best gain in these quarters.



800

Visual positions in race at 2nd Quarter



400

Visual positions in race at 3rd Quarter



Pinjarra Race 4 Distance 1177m

Monday, 13 January 2025




Gross Time: 1:23.20 MileRate: 0:00.00 LeadTime: 113.75s First Qtr: 26.40s Second Qtr: 0.00s Third Qtr: 29.30s Fourth Qtr: 27.50s

DATA TABLE: 800 / 400 Posi's are position from leader and (how wide the horse was at that position)

No	Horse	Plc	Mar	800 Posi	400 Posi	Time	3rd Qtr	4th Qt
7	SOHO SHAKEDOWN	1	0.0m	0.0m (0)	0.0m (0)	1:23.20	29.30s	27.50s
4	SWEET DUNCAN	2	17.7m	9.3m (0)	10.2m (0)	1:24.48	29.34s	28.06s
2	STARLIGHT SONG	3	18.3m	4.5m (0)	5.0m (0)	1:24.52	29.32s	28.47s
8	IDEAL IVANA	4	21.0m	16.5m (0)	14.5m (0)	1:24.72	29.12s	28.00s
5	DISPATCHER	5	21.3m	15.2m (1)	18.4m (1)	1:24.74	29.49s	27.74s
3	YANKIE KEV	6	22.3m	3.3m (2)	4.3m (1)	1:24.81	29.36s	28.81s
9	A DUKE TO BE	7	23.1m	6.3m (1)	9.8m (1)	1:24.87	29.53s	28.48s
6	KINSAABI	8	42.0m	10.5m (1)	14.2m (1)	1:26.24	29.53s	29.54s

Finish Position and metres gained

First Arrow shows distance gain/loss from 2nd Qtr to 3rd Qtr, Second Arrow shows distance gain/loss from 3rd Qtr to Finish. Blue arrow indicates best gain in these quarters.



Pinjarra Race 5 Distance 2185m

Monday, 13 January 2025



Gross Time: 2:40.20 MileRate: 1:58.00 LeadTime: 42.70s First Qtr: 31.70s Second Qtr: 29.70s Third Qtr: 27.70s Fourth Qtr: 28.40s

DATA TABLE: 800 / 400 Posi's are position from leader and (how wide the horse was at that position)

No	Horse	Plc	Mar	800 Posi	400 Posi	Time	3rd Qtr	4th Qt
7	THENU CAME ALONG	1	0.0m	14.7m (2)	13.9m (1)	2:40.20	27.66s	27.43s
6	ARIONROCK	2	1.7m	0.0m (0)	0.0m (0)	2:40.33	27.70s	28.53s
4	ALTA ALLURE	3	4.3m	4.3m (1)	5.3m (1)	2:40.52	27.77s	28.35s
9	REG LAWSON	4	15.3m	8.7m (0)	10.0m (0)	2:41.34	27.80s	28.84s
11	OUR VINNIE	5	19.2m	12.4m (1)	12.9m (2)	2:41.63	27.74s	28.93s
1	ICY COLD	6	27.4m	4.7m (0)	4.9m (0)	2:42.24	27.72s	30.10s
2	LENI ROSE	7	31.7m	8.1m (1)	9.6m (1)	2:42.56	27.81s	30.09s
5	ROMAN LEGION	8	33.6m	19.7m (1)	13.9m (3)	2:42.71	27.31s	29.94s
10	CULLEN STAR	9	41.5m	13.8m (0)	16.4m (0)	2:43.30	27.89s	30.36s
3	AMERICAN DUTCHESS	10	57.6m	18.7m (0)	26.5m (0)	2:44.50	28.26s	30.85s

Finish Position and metres gained

First Arrow shows distance gain/loss from 2nd Qtr to 3rd Qtr, Second Arrow shows distance gain/loss from 3rd Qtr to Finish Blue arrow indicates best gain in these quarters.



800

Visual positions in race at 2nd Quarter



400

Visual positions in race at 3rd Quarter



Pinjarra Race 6 Distance 1177m

Monday, 13 January 2025



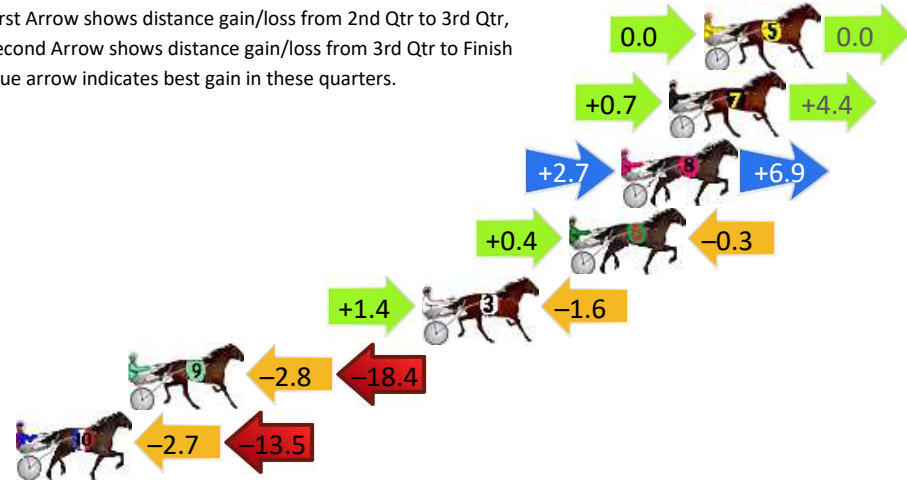
Gross Time: 1:23.60 MileRate: 0:00.00 LeadTime: 114.30s First Qtr: 25.20s Second Qtr: 0.00s Third Qtr: 29.10s Fourth Qtr: 29.30s

DATA TABLE: 800 / 400 Posi's are position from leader and (how wide the horse was at that position)

NoHorse	Plc	Mar	800 Posi	400 Posi	Time	3rd Qtr	4th Qt
5 BLOCKJORG	1	0.0m	0.0m (0)	0.0m (0)	1:23.60	29.10s	29.30s
7 LITTLE BITOF FUN	2	1.4m	6.5m (1)	5.8m (2)	1:23.71	29.05s	28.99s
8 GHOSTWRITER	3	3.3m	12.9m (1)	10.2m (2)	1:23.85	28.90s	28.81s
6 ERA	4	5.4m	5.5m (0)	5.1m (0)	1:24.01	29.07s	29.34s
3 FOLLOW THE MUSIC	5	11.3m	11.1m (0)	9.7m (0)	1:24.47	29.00s	29.47s
9 LUCI KANE	6	23.1m	1.9m (1)	4.7m (1)	1:25.38	29.30s	30.74s
10 CLASSNSMART	7	27.6m	11.4m (2)	14.1m (2)	1:25.72	29.30s	30.40s

Finish Position and metres gained

First Arrow shows distance gain/loss from 2nd Qtr to 3rd Qtr, Second Arrow shows distance gain/loss from 3rd Qtr to Finish Blue arrow indicates best gain in these quarters.



Pinjarra Race 7 Distance 2185m

Monday, 13 January 2025


Gross Time: 2:46.60 MileRate: 2:02.70 LeadTime: 42.80s First Qtr: 32.40s Second Qtr: 31.50s Third Qtr: 30.00s Fourth Qtr: 29.90s

DATA TABLE: 800 / 400 Posi's are position from leader and (how wide the horse was at that position)

No	Horse	Plc	Mar	800 Posi	400 Posi	Time	3rd Qtr	4th Qt
1	ALTA KING	1	0.0m	0.1m (1)	0.0m (1)	2:46.60	29.99s	29.90s
9	TWOHEARTONEDIA MOND	2	0.5m	18.6m (0)	23.1m (1)	2:46.64	30.33s	28.22s
7	ARISE LAZARUS	3	0.8m	4.8m (1)	4.3m (1)	2:46.66	29.96s	29.64s
5	ROCKNROLL JEWEL	4	1.7m	8.7m (0)	8.7m (0)	2:46.73	30.00s	29.38s
2	HOLD YOUR FIRE	5	3.2m	3.9m (0)	4.4m (0)	2:46.85	30.04s	29.82s
6	RAMTASTIC	6	5.9m	10.0m (1)	8.7m (1)	2:47.06	29.90s	29.71s
10	WALLEN	7	10.5m	22.7m (0)	17.5m (1)	2:47.42	29.61s	29.42s
8	BLITZAR	8	10.8m	13.0m (0)	13.2m (0)	2:47.45	30.01s	29.77s
4	PINJARRA ROCKS	9	15.5m	0.0m (0)	0.4m (0)	2:47.81	30.03s	31.08s
3	MIKI WINDERMERE	10	29.8m	20.5m (1)	13.4m (1)	2:48.93	29.47s	31.23s

Finish Position and metres gained

First Arrow shows distance gain/loss from 2nd Qtr to 3rd Qtr, Second Arrow shows distance gain/loss from 3rd Qtr to Finish Blue arrow indicates best gain in these quarters.



800

Visual positions in race at 2nd Quarter



400

Visual positions in race at 3rd Quarter



Pinjarra Race 8 Distance 1177m

Monday, 13 January 2025

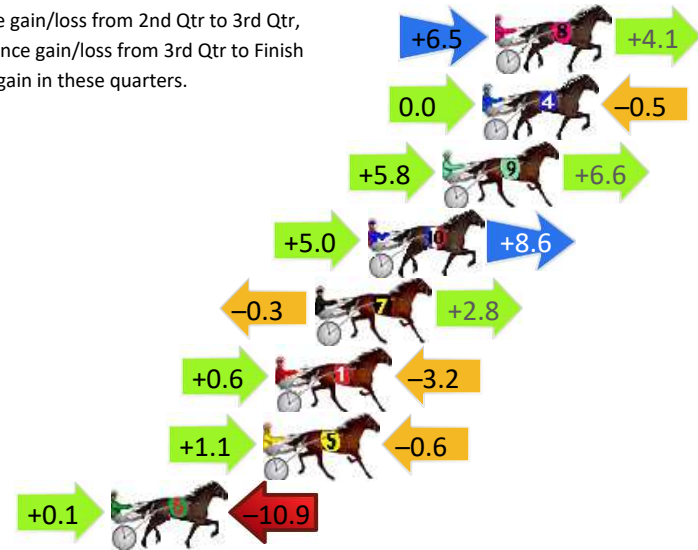
Gross Time: 1:24.30 MileRate: 0:00.00 LeadTime: 115.25s First Qtr: 25.70s Second Qtr: 0.00s Third Qtr: 29.40s Fourth Qtr: 29.20s

DATA TABLE: 800 / 400 Posi's are position from leader and (how wide the horse was at that position)

No	Horse	Plc	Mar	800 Posi	400 Posi	Time	3rd Qtr	4th Qt
8	SHE'S A LUCKY PENNY	1	0.0m	10.6m (2)	4.1m (2)	1:24.30	28.93s	28.90s
4	IM DRINKINDOUBLES	2	0.5m	0.0m (0)	0.0m (0)	1:24.34	29.40s	29.24s
9	BEALAWYER	3	2.1m	14.5m (0)	8.7m (2)	1:24.46	28.97s	28.73s
10	COURAGE OF LOMBO	4	5.1m	18.7m (1)	13.7m (1)	1:24.69	29.03s	28.59s
7	STRAYLYA	5	7.2m	9.7m (0)	10.0m (0)	1:24.85	29.42s	29.02s
1	TORREVEAN VELOCE	6	8.8m	6.2m (0)	5.6m (0)	1:24.97	29.36s	29.46s
5	SPINNER OF YARNS	7	9.3m	9.8m (1)	8.7m (1)	1:25.01	29.31s	29.28s
6	FIREPLAY	8	15.4m	4.6m (1)	4.5m (1)	1:25.48	29.39s	30.05s

Finish Position and metres gained

First Arrow shows distance gain/loss from 2nd Qtr to 3rd Qtr, Second Arrow shows distance gain/loss from 3rd Qtr to Finish
Blue arrow indicates best gain in these quarters.



8
0
0

Visual positions in race at 2nd Quarter



4
0
0

Visual positions in race at 3rd Quarter



Pinjarra Race 9 Distance 2185m

Monday, 13 January 2025


Gross Time: 2:39.70 MileRate: 1:57.60 LeadTime: 41.60s First Qtr: 30.70s Second Qtr: 28.90s Third Qtr: 30.10s Fourth Qtr: 28.40s

DATA TABLE: 800 / 400 Posi's are position from leader and (how wide the horse was at that position)

No	Horse	Plc	Mar	800 Posi	400 Posi	Time	3rd Qtr	4th Qt
12	GREATGREAT BOULDER	1	0.0m	20.3m (1)	9.1m (3)	2:39.70	29.30s	27.74s
1	SEA FURY	2	2.7m	4.6m (0)	4.1m (0)	2:39.90	30.07s	28.30s
6	CHAMBRAY	3	12.1m	0.0m (0)	0.0m (0)	2:40.60	30.10s	29.30s
10	BARBADOS	4	20.9m	24.6m (1)	13.2m (2)	2:41.26	29.29s	29.00s
7	MAJOR OVERS	5	22.2m	3.6m (1)	2.1m (1)	2:41.36	29.99s	29.91s
5	CRY HAVOC	6	25.0m	25.1m (0)	14.6m (1)	2:41.57	29.36s	29.21s
8	I CROSS MY HEART	7	26.2m	13.4m (0)	13.2m (0)	2:41.65	30.10s	29.39s
4	TIGER LOU	8	26.5m	11.9m (1)	10.5m (1)	2:41.68	30.00s	29.62s
3	ALLZFAIRNLUVNWAR	9	27.0m	9.1m (0)	8.7m (0)	2:41.71	30.08s	29.78s
11	GOLD HORSESHOE	10	28.0m	16.1m (1)	5.9m (2)	2:41.79	29.37s	30.06s
2	TORREVEAN PINKY	11	29.8m	7.9m (1)	6.3m (1)	2:41.92	29.99s	30.16s
9	ITS JUSTA SHOTAWAY	12	31.2m	18.5m (0)	17.3m (0)	2:42.03	30.03s	29.47s

Finish Position and metres gained

First Arrow shows distance gain/loss from 2nd Qtr to 3rd Qtr, Second Arrow shows distance gain/loss from 3rd Qtr to Finish. Blue arrow indicates best gain in these quarters.



800

Visual positions in race at 2nd Quarter



400

Visual positions in race at 3rd Quarter

