

# Busselton Race 1 Distance 2400m

Friday, 10 January 2025

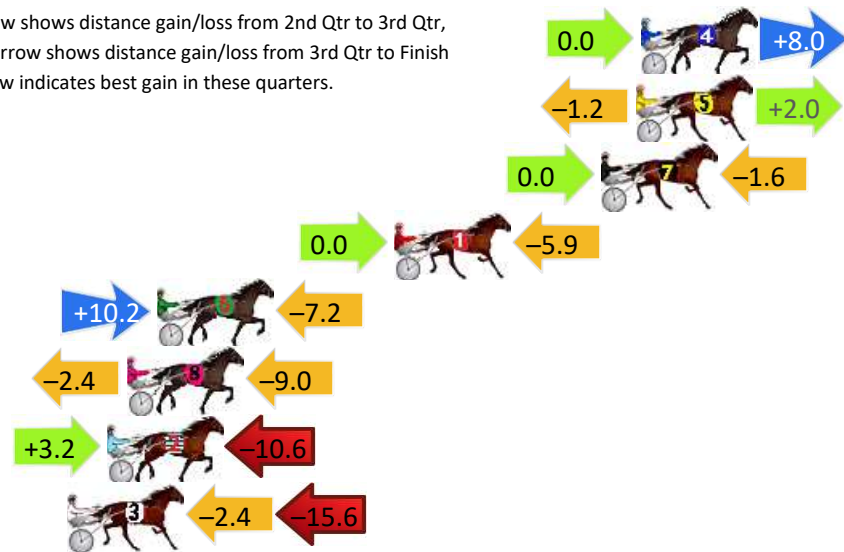
Gross Time: 3:07.70 MileRate: 2:05.30 LeadTime: 63.60s First Qtr: 31.40s Second Qtr: 32.50s Third Qtr: 30.00s Fourth Qtr: 30.20s

DATA TABLE: 800 / 400 Posi's are position from leader and (how wide the horse was at that position)

No	Horse	Plc	Mar	800 Posi	400 Posi	Time	3rd Qtr	4th Qt
4	WHOZ THIS	1	0.0m	8.0m (0)	8.0m (0)	3:07.70	30.00s	29.60s
5	METEOROID	2	0.2m	1.0m (1)	2.2m (1)	3:07.72	30.09s	30.05s
7	SONIC SEELSTER	3	1.6m	0.0m (0)	0.0m (0)	3:07.83	30.00s	30.32s
1	FRANKENSTEINSBRID E	4	9.9m	4.0m (0)	4.0m (0)	3:08.48	30.00s	30.64s
6	PUSHBUTTON ROCK	5	19.4m	22.4m (0)	12.2m (0)	3:09.23	29.23s	30.74s
8	VELVET SHADOW	6	20.6m	9.2m (1)	11.6m (1)	3:09.33	30.18s	30.88s
2	SONGSTER	7	21.4m	14.0m (1)	10.8m (2)	3:09.39	29.76s	31.00s
3	THE THIRSTY VET	8	23.0m	5.0m (1)	7.4m (1)	3:09.52	30.18s	31.37s

## Finish Position and metres gained

First Arrow shows distance gain/loss from 2nd Qtr to 3rd Qtr, Second Arrow shows distance gain/loss from 3rd Qtr to Finish Blue arrow indicates best gain in these quarters.



8  
0  
0

Visual positions in race at 2nd Quarter



4  
0  
0

Visual positions in race at 3rd Quarter



# Busselton Race 2 Distance 2030m

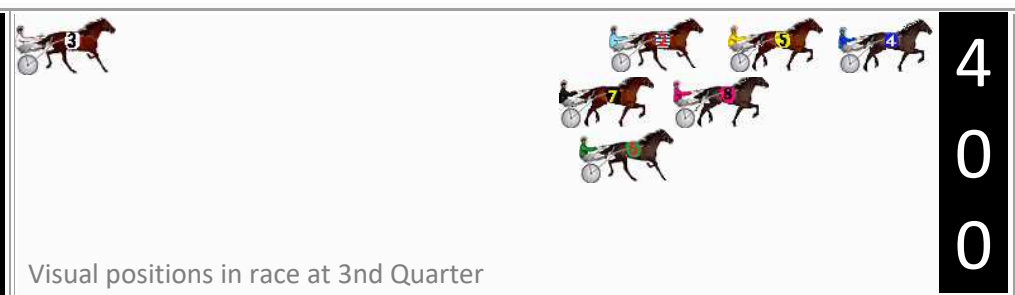

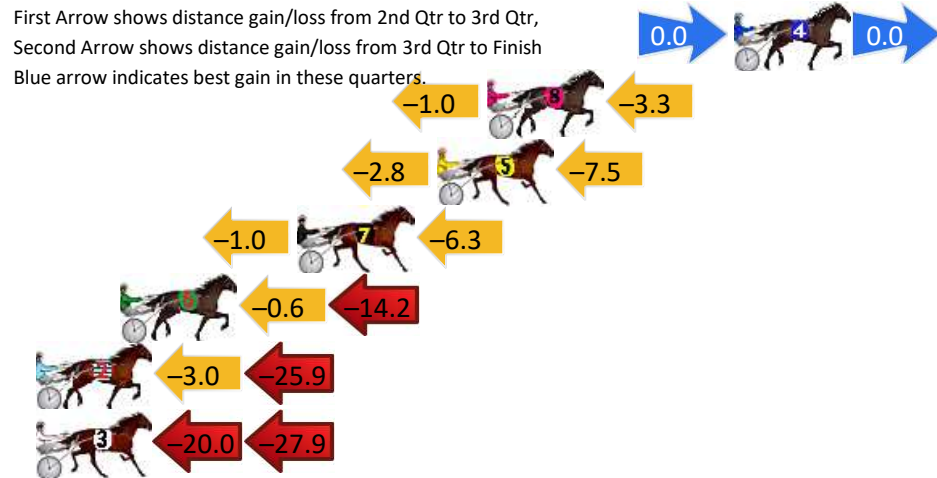
Friday, 10 January 2025

Gross Time: 2:40.10 MileRate: 2:06.30 LeadTime: 38.30s First Qtr: 30.40s Second Qtr: 30.70s Third Qtr: 30.30s Fourth Qtr: 30.40s

DATA TABLE: 800 / 400 Posi's are position from leader and (how wide the horse was at that position)

No	Horse	Plc	Mar	800 Posi	400 Posi	Time	3rd Qtr	4th Qt
4	LUCIENNE	1	0.0m	0.0m (0)	0.0m (0)	2:40.10	30.30s	30.40s
8	STATE MY CASE	2	9.9m	5.6m (1)	6.6m (1)	2:40.89	30.38s	30.65s
5	CARIBBEAN TIMES	3	11.9m	1.6m (1)	4.4m (0)	2:41.05	30.51s	30.97s
7	CHEAP THRILLZ	4	17.5m	10.2m (0)	11.2m (1)	2:41.49	30.37s	30.88s
6	BRAMANTE STEPS	5	24.6m	9.8m (1)	10.4m (2)	2:42.06	30.34s	31.47s
2	MOSCATO ROSE	6	35.1m	6.2m (0)	9.2m (0)	2:42.89	30.52s	32.36s
3	ASHIMA	7	127.9m	80.0m (0)	100.0m (0)	2:50.28	31.81s	32.51s

## Finish Position and metres gained



# Busselton Race 3 Distance 2030m

Friday, 10 January 2025

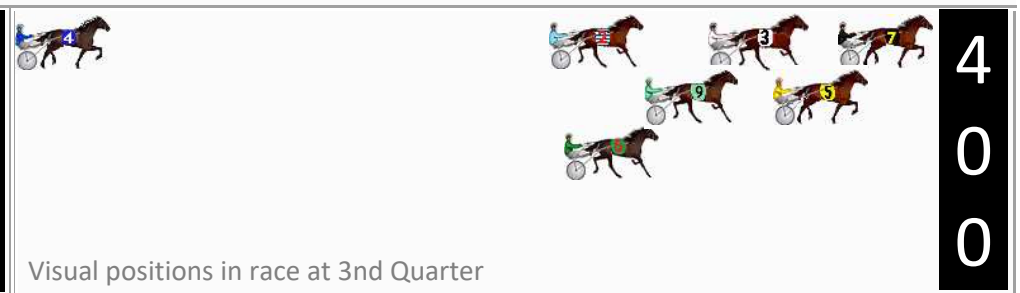
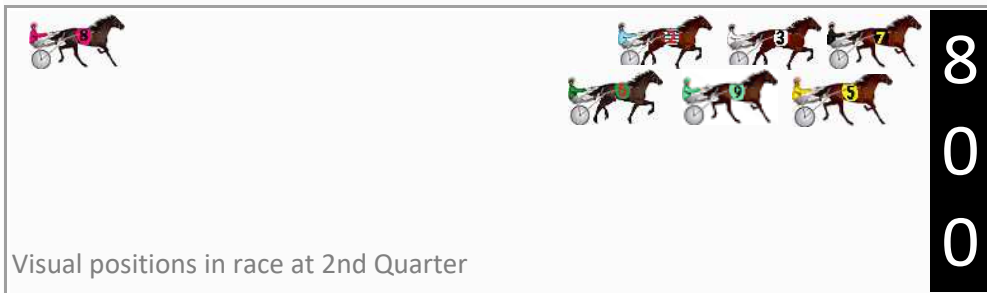
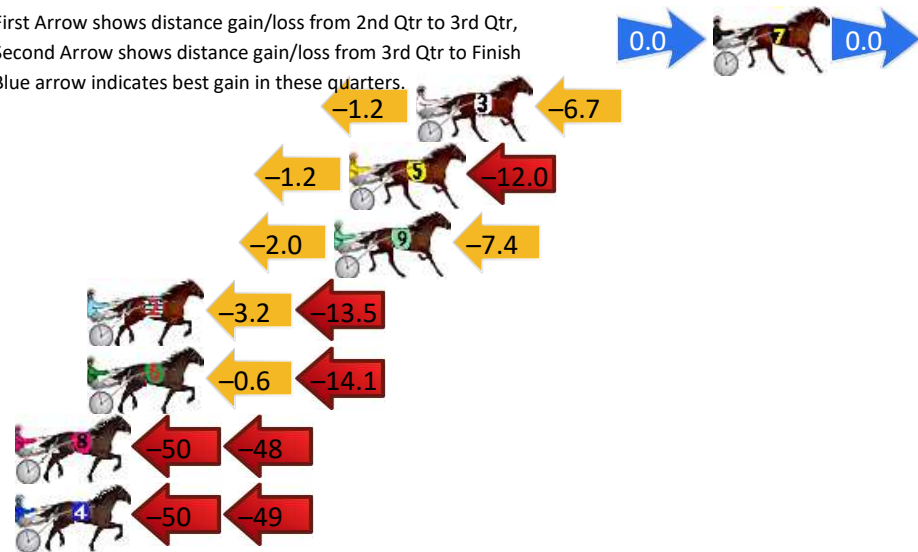
Gross Time: 2:40.90 MileRate: 2:06.30 LeadTime: 38.70s First Qtr: 31.30s Second Qtr: 32.90s Third Qtr: 29.50s Fourth Qtr: 28.50s

DATA TABLE: 800 / 400 Posi's are position from leader and (how wide the horse was at that position)

No	Horse	Plc	Mar	800 Posi	400 Posi	Time	3rd Qtr	4th Qt
7	RIPPER VIEW	1	0.0m	0.0m (0)	0.0m (0)	2:40.90	29.50s	28.50s
3	MONTEGO	2	11.9m	4.0m (0)	5.2m (0)	2:41.79	29.59s	28.97s
5	REMARKABLE ROCK	3	14.6m	1.4m (1)	2.6m (1)	2:41.99	29.60s	29.35s
9	ROCKIN THE TREND	4	15.2m	5.8m (1)	7.8m (1)	2:42.04	29.65s	29.02s
2	FOLLOW THE MILKYWAY	5	25.1m	8.4m (0)	11.6m (0)	2:42.78	29.75s	29.46s
6	FOLLOW MY STRIDE	6	25.1m	10.4m (1)	11.0m (2)	2:42.78	29.56s	29.50s
8	IMAHERO	7	297.6m	200.0m (0)	250.0m (0)	3:03.18	33.16s	31.87s
4	FEELING EMPATHY	8	318.9m	220.0m (0)	270.0m (0)	3:04.77	33.17s	31.96s

## Finish Position and metres gained

First Arrow shows distance gain/loss from 2nd Qtr to 3rd Qtr, Second Arrow shows distance gain/loss from 3rd Qtr to Finish Blue arrow indicates best gain in these quarters.



# Busselton Race 4 Distance 2030m



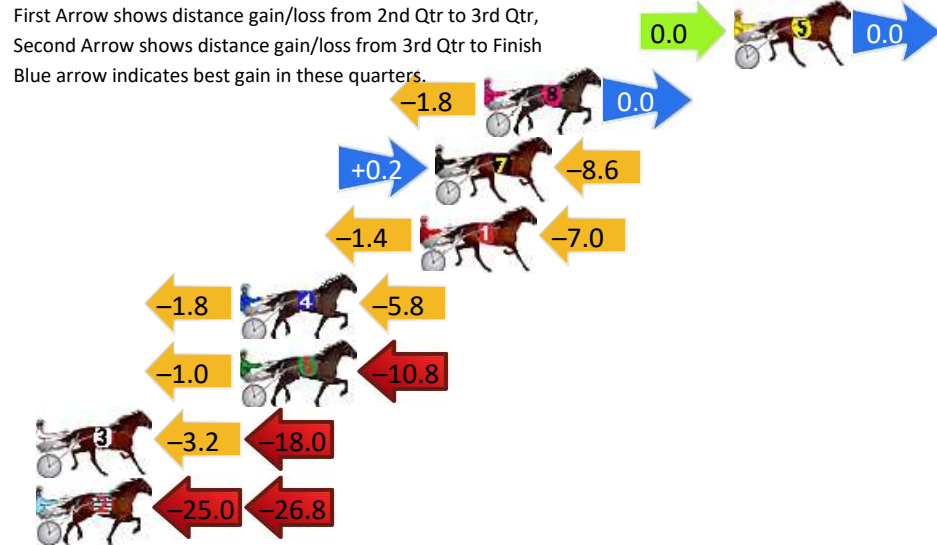
Friday, 10 January 2025

Gross Time: 2:40.80 MileRate: 2:06.90 LeadTime: 35.70s First Qtr: 32.60s Second Qtr: 33.00s Third Qtr: 29.80s Fourth Qtr: 29.70s

DATA TABLE: 800 / 400 Posi's are position from leader and (how wide the horse was at that position)

No	Horse	Plc	Mar	800 Posi	400 Posi	Time	3rd Qtr	4th Qt
5	BET ON THE RIVER	1	0.0m	0.0m (0)	0.0m (0)	2:40.80	29.80s	29.70s
8	ISAIDBOO	2	10.0m	8.2m (0)	10.0m (0)	2:41.58	29.93s	29.70s
7	RISING SPIRIT	3	12.0m	3.6m (1)	3.4m (1)	2:41.73	29.79s	30.33s
1	ROCKINTHEBOX	4	12.6m	4.2m (0)	5.6m (0)	2:41.78	29.90s	30.22s
4	THE BATMOBILE	5	19.8m	12.2m (1)	14.0m (1)	2:42.34	29.93s	30.13s
6	GOOD TIMES AHEAD	5	19.8m	8.0m (1)	9.0m (1)	2:42.34	29.88s	30.50s
3	CIAO BABE	7	33.6m	12.4m (0)	15.6m (0)	2:43.42	30.04s	31.03s
2	SWEETEST THING	8	121.8m	70.0m (0)	95.0m (0)	2:50.28	31.65s	31.68s

## Finish Position and metres gained



# Busselton Race 5 Distance 2030m

Friday, 10 January 2025

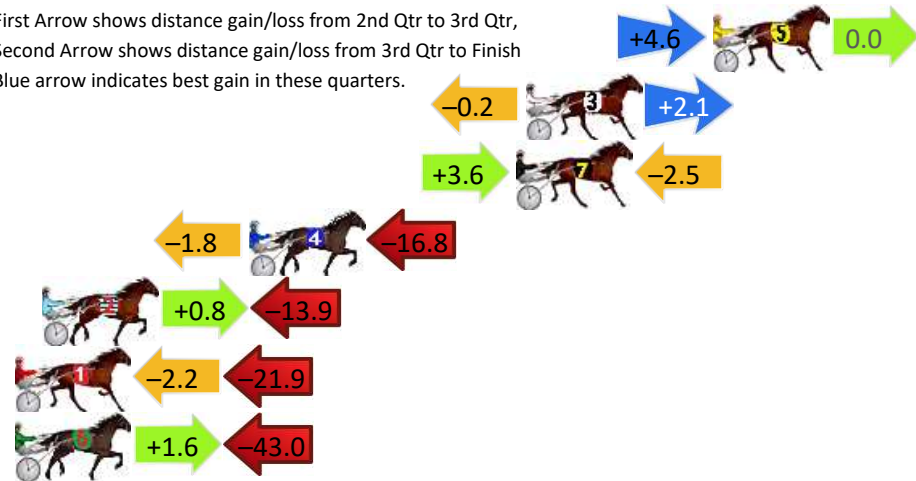
Gross Time: 2:42.80 MileRate: 2:08.40 LeadTime: 37.50s First Qtr: 29.90s Second Qtr: 32.80s Third Qtr: 32.20s Fourth Qtr: 30.40s

DATA TABLE: 800 / 400 Posi's are position from leader and (how wide the horse was at that position)

No	Horse	Plc	Mar	800 Posi	400 Posi	Time	3rd Qtr	4th Qt
5	ALLWOODS CHEVRON	1	0.0m	4.6m (1)	0.0m (1)	2:42.80	31.84s	30.40s
3	JUST A HAPPY MAN	2	7.5m	9.4m (0)	9.6m (1)	2:43.40	32.21s	30.24s
7	MOTOR ON LILLY	3	7.9m	9.0m (1)	5.4m (1)	2:43.43	31.93s	30.59s
4	HUGHEY	4	18.6m	0.0m (0)	1.8m (0)	2:44.28	32.38s	31.67s
2	BARTLETT	5	26.9m	13.8m (0)	13.0m (0)	2:44.94	32.17s	31.45s
1	RUN STELLA RUN	6	28.3m	4.2m (0)	6.4m (0)	2:45.05	32.42s	32.06s
6	TIMES TICKIN	7	55.4m	14.0m (1)	12.4m (2)	2:47.21	32.17s	33.65s

## Finish Position and metres gained

First Arrow shows distance gain/loss from 2nd Qtr to 3rd Qtr, Second Arrow shows distance gain/loss from 3rd Qtr to Finish  
Blue arrow indicates best gain in these quarters.



800

Visual positions in race at 2nd Quarter



400

Visual positions in race at 3rd Quarter



# Busselton Race 6 Distance 2030m

Friday, 10 January 2025



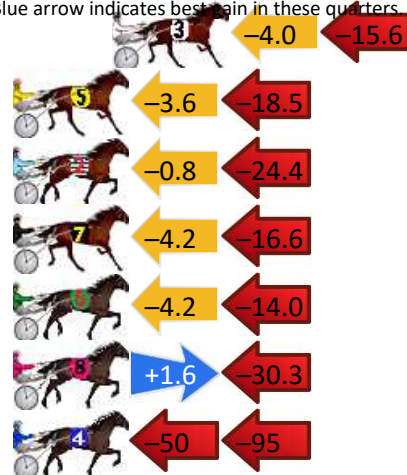
Gross Time: 2:42.10 MileRate: 2:08.50 LeadTime: 37.00s First Qtr: 30.50s Second Qtr: 32.00s Third Qtr: 31.10s Fourth Qtr: 31.50s

DATA TABLE: 800 / 400 Posi's are position from leader and (how wide the horse was at that position)

No	Horse	Plc	Mar	800 Posi	400 Posi	Time	3rd Qtr	4th Qt
1	THINGS CHANGE	1	0.0m	0.0m (0)	0.0m (0)	2:42.10	31.10s	31.50s
3	DELIGHTABLE	2	24.0m	4.4m (0)	8.4m (0)	2:44.08	31.40s	32.72s
5	DANNIKA	3	31.1m	9.0m (0)	12.6m (1)	2:44.66	31.37s	32.95s
2	THE WHIZZER	4	33.0m	7.8m (1)	8.6m (1)	2:44.82	31.15s	33.41s
7	JORDANO	5	34.2m	13.4m (0)	17.6m (2)	2:44.91	31.42s	32.80s
6	ELLIEGOZOOM	6	35.2m	17.0m (1)	21.2m (0)	2:45.00	31.42s	32.60s
8	AXLE ROCKS	7	41.5m	12.8m (1)	11.2m (2)	2:45.52	30.96s	33.87s
4	BOUNCE BACK BUDDY	8	155.0m	10.2m (2)	60.0m (0)	2:54.86	34.93s	38.94s

## Finish Position and metres gained

First Arrow shows distance gain/loss from 2nd Qtr to 3rd Qtr,  
Second Arrow shows distance gain/loss from 3rd Qtr to Finish  
Blue arrow indicates best gain in these quarters



# Busselton Race 7 Distance 2680m

Friday, 10 January 2025

Gross Time: 3:29.60 MileRate: 2:04.50 LeadTime: 86.60s First Qtr: 30.70s Second Qtr: 31.10s Third Qtr: 30.10s Fourth Qtr: 31.10s

DATA TABLE: 800 / 400 Posi's are position from leader and (how wide the horse was at that position)

No	Horse	Plc	Mar	800 Posi	400 Posi	Time	3rd Qtr	4th Qt
6	MIKIPELO	1	0.0m	4.0m (0)	0.0m (1)	3:29.60	29.80s	31.10s
2	ALEXANDRA THEGREAT	2	9.5m	8.2m (0)	9.2m (0)	3:30.37	30.18s	31.12s
8	IM THE BEST	3	16.3m	8.6m (1)	17.4m (0)	3:30.93	30.77s	31.01s
7	JACKPOT JOE	4	21.9m	4.4m (1)	13.2m (1)	3:31.38	30.76s	31.77s
4	MOTOR ON JESSIE	5	29.5m	12.4m (0)	13.2m (0)	3:32.00	30.14s	32.36s
5	COHLIN	6	31.4m	0.0m (0)	3.8m (0)	3:32.15	30.35s	33.23s
3	OUT OF DODGE	7	116.9m	26.0m (0)	60.0m (0)	3:39.11	32.62s	35.50s
1	MAJOR DALTON	8	118.0m	24.0m (1)	60.0m (1)	3:39.20	32.77s	35.58s

## Finish Position and metres gained

