

# Albany Race 1 Distance 2265m

Saturday, 11 January 2025



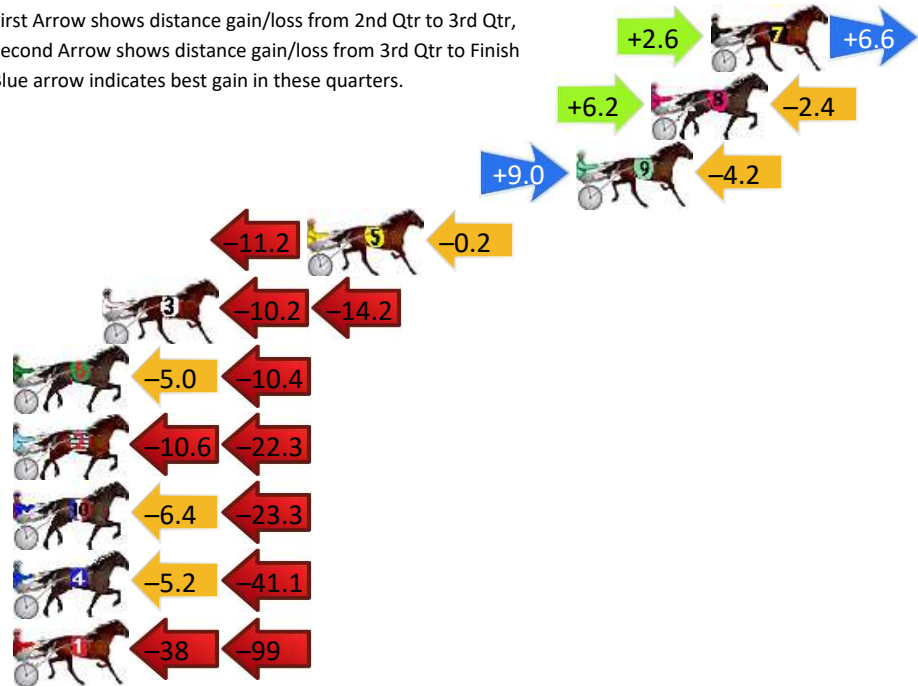
Gross Time: 2:51.60 MileRate: 2:01.90 LeadTime: 46.70s First Qtr: 31.20s Second Qtr: 30.70s Third Qtr: 30.60s Fourth Qtr: 32.40s

DATA TABLE: 800 / 400 Posi's are position from leader and (how wide the horse was at that position)

No	Horse	Plc	Mar	800 Posi	400 Posi	Time	3rd Qtr	4th Qt
7	MARLEDIE	1	0.0m	9.2m (0)	6.6m (1)	2:51.60	30.41s	31.87s
8	SUB MARINER	2	2.4m	6.2m (1)	0.0m (1)	2:51.80	30.11s	32.59s
9	CODENAME ELLIOT	3	5.4m	10.2m (1)	1.2m (0)	2:52.06	29.89s	32.74s
5	NINETY MILE BEACH	4	16.2m	4.8m (0)	16.0m (1)	2:52.97	31.48s	32.42s
3	SHOAL BAY	5	24.4m	0.0m (0)	10.2m (0)	2:53.66	31.37s	33.54s
6	BLIND EDITION	6	30.6m	15.2m (0)	20.2m (0)	2:54.19	30.97s	33.24s
2	GRIN DESTINY	7	33.5m	0.6m (1)	11.2m (1)	2:54.43	31.38s	34.20s
10	SEASIDEJO	8	45.1m	15.4m (1)	21.8m (1)	2:55.41	31.05s	34.28s
4	BONNIE SWEETAPPLE	9	67.1m	20.8m (0)	26.0m (1)	2:57.27	30.92s	35.71s
1	DAISY JONES	10	169.0m	32.8m (0)	70.0m (0)	3:05.89	33.29s	40.37s

## Finish Position and metres gained

First Arrow shows distance gain/loss from 2nd Qtr to 3rd Qtr, Second Arrow shows distance gain/loss from 3rd Qtr to Finish Blue arrow indicates best gain in these quarters.



# Albany Race 2 Distance 2265m

Saturday, 11 January 2025


Gross Time: 2:48.60 MileRate: 1:59.80 LeadTime: 48.10s First Qtr: 30.30s Second Qtr: 30.50s Third Qtr: 29.70s Fourth Qtr: 30.00s

DATA TABLE: 800 / 400 Posi's are position from leader and (how wide the horse was at that position)

NoHorse	Plc	Mar	800 Posi	400 Posi	Time	3rd Qtr	4th Qt
10 BEYOND BLING	1	0.0m	4.8m (2)	3.8m (2)	2:48.60	29.63s	29.72s
8 BETTERTHAN SECRET	2	2.2m	4.2m (1)	7.8m (2)	2:48.77	29.97s	29.58s
5 SHES A MARE	3	16.0m	10.4m (1)	12.0m (1)	2:49.86	29.82s	30.30s
2 MISTER KOPA	4	19.2m	8.0m (0)	8.8m (0)	2:50.11	29.76s	30.78s
9 JOHNNY LOMBO	5	26.8m	0.6m (2)	0.0m (1)	2:50.71	29.65s	32.00s
1 GOTA GOOD WARHOL	6	28.1m	0.0m (0)	0.4m (0)	2:50.81	29.72s	32.07s
7 BEACH CAPTAIN	7	29.3m	4.0m (0)	4.6m (0)	2:50.90	29.74s	31.84s
3 ROCKNROLL SLOY	8	50.0m	12.6m (0)	16.6m (0)	2:52.53	29.98s	32.49s
6 GYPSY DRAGON	9	159.1m	0.2m (1)	35.0m (0)	3:01.10	32.24s	39.26s


## Finish Position and metres gained

First Arrow shows distance gain/loss from 2nd Qtr to 3rd Qtr, Second Arrow shows distance gain/loss from 3rd Qtr to Finish Blue arrow indicates best gain in these quarters.



800

Visual positions in race at 2nd Quarter



400

Visual positions in race at 3rd Quarter



# Albany Race 3 Distance 1832m

Saturday, 11 January 2025



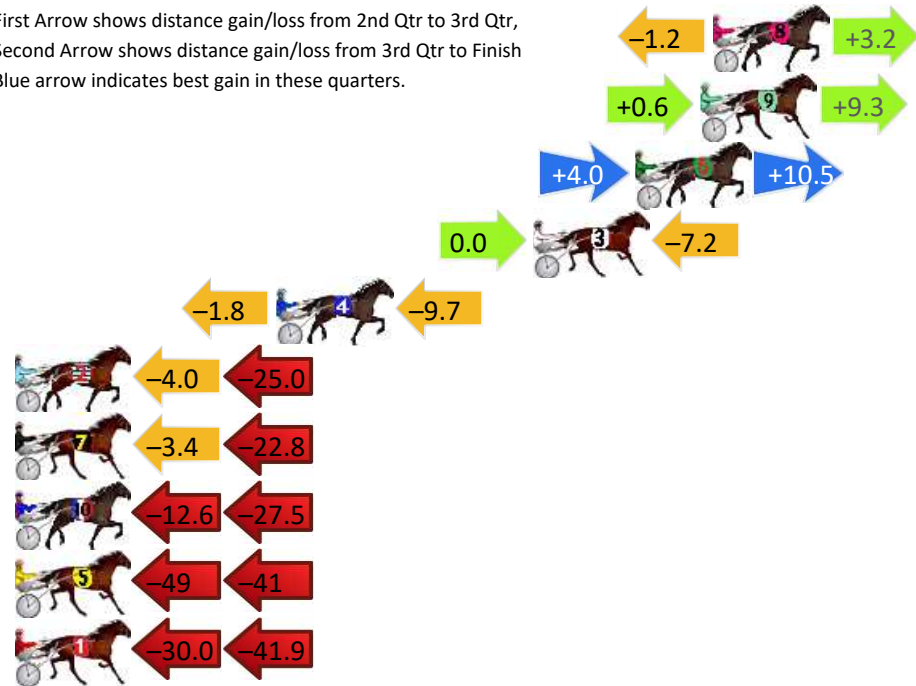
Gross Time: 2:15.60 MileRate: 1:59.10 LeadTime: 15.00s First Qtr: 31.70s Second Qtr: 30.10s Third Qtr: 28.80s Fourth Qtr: 30.00s

DATA TABLE: 800 / 400 Posi's are position from leader and (how wide the horse was at that position)

No	Horse	Plc	Mar	800 Posi	400 Posi	Time	3rd Qtr	4th Qt
8	THE BEACH MASTER	1	0.0m	2.0m (1)	3.2m (1)	2:15.60	28.89s	29.76s
9	SANFORD HARRY	2	0.5m	10.4m (1)	9.8m (2)	2:15.64	28.77s	29.31s
6	TEMPT THE STARS	3	3.1m	17.6m (0)	13.6m (1)	2:15.84	28.52s	29.22s
3	LIQUIDATOR	4	7.2m	0.0m (0)	0.0m (0)	2:16.17	28.79s	30.54s
4	EKARA NAVAJO	5	17.5m	6.0m (1)	7.8m (1)	2:16.98	28.92s	30.72s
2	INFRINGEMENTNOTICE	6	33.4m	4.4m (0)	8.4m (0)	2:18.22	29.06s	31.86s
7	HEAVENLY BLISS	7	36.2m	10.0m (0)	13.4m (0)	2:18.44	29.01s	31.70s
10	FUNKY MUSIC	8	77.5m	37.4m (0)	50.0m (0)	2:21.69	29.68s	32.05s
5	IM BOSS	9	115.9m	26.2m (0)	75.0m (0)	2:24.71	32.31s	33.05s
1	BONNIE PAULINE	10	191.9m	120.0m (0)	150.0m (0)	2:30.68	30.93s	33.12s

## Finish Position and metres gained

First Arrow shows distance gain/loss from 2nd Qtr to 3rd Qtr, Second Arrow shows distance gain/loss from 3rd Qtr to Finish  
Blue arrow indicates best gain in these quarters.



# Albany Race 4 Distance 2265m

Saturday, 11 January 2025


Gross Time: 2:48.50 MileRate: 1:59.70 LeadTime: 48.00s First Qtr: 30.50s Second Qtr: 30.00s Third Qtr: 29.50s Fourth Qtr: 30.50s

DATA TABLE: 800 / 400 Posi's are position from leader and (how wide the horse was at that position)

NoHorse	Plc	Mar	800 Posi	400 Posi	Time	3rd Qtr	4th Qt
9 SPRING LINE	1	0.0m	9.4m (1)	5.4m (2)	2:48.50	29.21s	30.09s
7 TUBBS FARQUHAR	2	1.9m	8.2m (0)	7.6m (1)	2:48.65	29.46s	30.07s
6 MISTER PICCOLO	3	2.7m	13.8m (1)	10.0m (2)	2:48.72	29.23s	29.95s
8 EYE BETTER	4	2.8m	5.4m (1)	1.2m (2)	2:48.72	29.18s	30.62s
1 AMERICAN MONARCH	5	6.5m	4.2m (0)	4.2m (0)	2:49.02	29.50s	30.67s
5 DEL BOCAVISTA BAY	6	8.2m	18.0m (1)	11.6m (1)	2:49.15	29.03s	30.24s
10 TUX AND TAILS	7	10.1m	12.4m (0)	9.0m (0)	2:49.31	29.25s	30.58s
2 POCKETFUL OF OPALS	8	14.2m	0.0m (0)	0.0m (0)	2:49.63	29.48s	31.58s
4 RECOVER LOVER	9	14.3m	16.6m (0)	14.0m (0)	2:49.64	29.31s	30.52s
3 VINTAGE BLU	10	29.8m	1.4m (1)	3.4m (1)	2:50.88	29.62s	32.50s

## Finish Position and metres gained

First Arrow shows distance gain/loss from 2nd Qtr to 3rd Qtr, Second Arrow shows distance gain/loss from 3rd Qtr to Finish Blue arrow indicates best gain in these quarters.



800

Visual positions in race at 2nd Quarter



400

Visual positions in race at 3rd Quarter





# Albany Race 5 Distance 2265m

Saturday, 11 January 2025



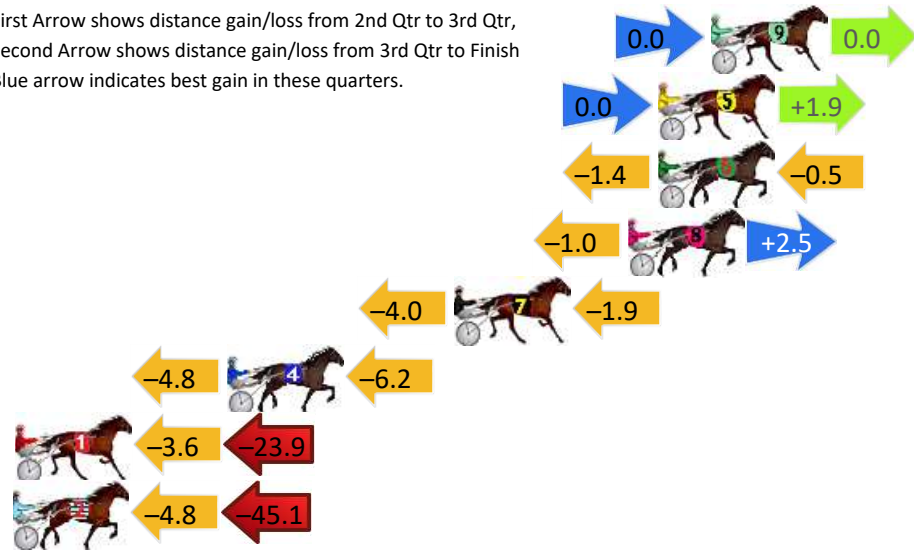
Gross Time: 2:50.40 MileRate: 2:01.10 LeadTime: 48.40s First Qtr: 32.00s Second Qtr: 30.70s Third Qtr: 29.30s Fourth Qtr: 30.00s

DATA TABLE: 800 / 400 Posi's are position from leader and (how wide the horse was at that position)

No	Horse	Plc	Mar	800 Posi	400 Posi	Time	3rd Qtr	4th Qt
9	KOLISI	1	0.0m	0.0m (1)	0.0m (0)	2:50.40	29.30s	30.00s
5	KEPTAIN COURAGEOUS	2	2.1m	4.0m (1)	4.0m (1)	2:50.57	29.30s	29.86s
6	LETS ROCK TONIGHT	3	2.1m	0.2m (2)	1.6m (2)	2:50.57	29.40s	30.04s
8	MY GRAND ANGUS	4	3.3m	4.8m (2)	5.8m (2)	2:50.66	29.38s	29.81s
7	DIAMOND DANCE	5	10.3m	4.4m (0)	8.4m (1)	2:51.21	29.59s	30.14s
4	SAVE THIS DANCE	6	19.4m	8.4m (0)	13.2m (1)	2:51.92	29.65s	30.46s
1	CRACKA TINNY	7	27.9m	0.4m (0)	4.0m (0)	2:52.59	29.54s	31.78s
2	BATAVIA STREAMLINE	8	58.1m	8.2m (1)	13.0m (2)	2:54.97	29.61s	33.36s

## Finish Position and metres gained

First Arrow shows distance gain/loss from 2nd Qtr to 3rd Qtr, Second Arrow shows distance gain/loss from 3rd Qtr to Finish Blue arrow indicates best gain in these quarters.



# Albany Race 6 Distance 2265m

Saturday, 11 January 2025

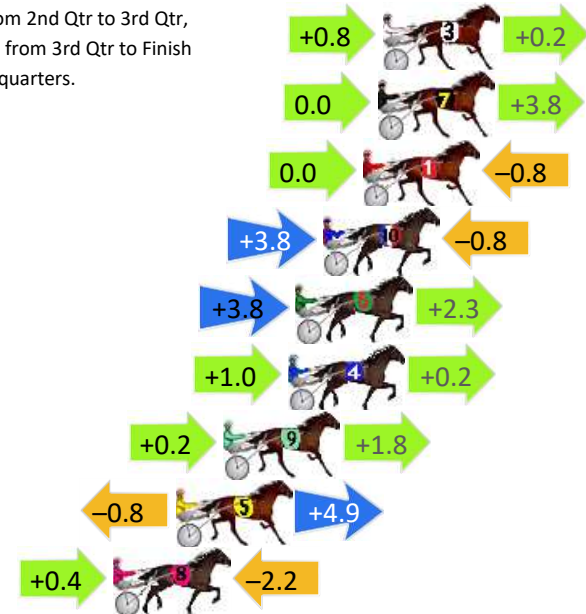
Gross Time: 2:54.50 MileRate: 2:04.00 LeadTime: 50.90s First Qtr: 31.80s Second Qtr: 32.60s Third Qtr: 29.50s Fourth Qtr: 29.70s

DATA TABLE: 800 / 400 Posi's are position from leader and (how wide the horse was at that position)

No	Horse	Plc	Mar	800 Posi	400 Posi	Time	3rd Qtr	4th Qt
3	ANYLOVEISGOODLOVE	1	0.0m	1.0m (1)	0.2m (1)	2:54.50	29.44s	29.69s
7	HIGHLY FLAMMABLE	2	0.2m	4.0m (0)	4.0m (0)	2:54.52	29.50s	29.42s
1	SOUNDS LIKE FUN	3	0.8m	0.0m (0)	0.0m (0)	2:54.56	29.50s	29.76s
10	SANFORD BART	4	2.4m	5.4m (2)	1.6m (2)	2:54.69	29.22s	29.76s
6	DEE JAYS BIG BOY	5	3.5m	9.6m (2)	5.8m (2)	2:54.77	29.22s	29.53s
4	SECOND AMENDMENT	6	3.8m	5.0m (1)	4.0m (1)	2:54.80	29.43s	29.69s
9	UNEARTHED	7	6.4m	8.4m (0)	8.2m (0)	2:55.00	29.49s	29.57s
5	SPORTS CENTRAL	8	8.3m	12.4m (0)	13.2m (0)	2:55.15	29.56s	29.34s
8	ARMA WARRIOR	9	10.8m	9.0m (1)	8.6m (1)	2:55.34	29.47s	29.86s

## Finish Position and metres gained

First Arrow shows distance gain/loss from 2nd Qtr to 3rd Qtr, Second Arrow shows distance gain/loss from 3rd Qtr to Finish Blue arrow indicates best gain in these quarters.



Visual positions in race at 2nd Quarter



Visual positions in race at 3rd Quarter



# Albany Race 7 Distance 2265m

Saturday, 11 January 2025

Gross Time: 2:57.80 MileRate: 2:06.30 LeadTime: 51.40s First Qtr: 35.20s Second Qtr: 33.00s Third Qtr: 29.40s Fourth Qtr: 28.80s

DATA TABLE: 800 / 400 Posi's are position from leader and (how wide the horse was at that position)

NoHorse	Plc	Mar	800 Posi	400 Posi	Time	3rd Qtr	4th Qt
4 AMELIA ROCKS	1	0.0m	0.2m (0)	0.0m (0)	2:57.80	29.39s	28.80s
2 MUMMAS LITTLE STAR	2	16.7m	4.0m (0)	6.0m (0)	2:59.06	29.55s	29.57s
6 SPEED FORCE	3	18.4m	4.0m (1)	8.2m (2)	2:59.19	29.71s	29.53s
3 SUN AND SAND	4	25.5m	8.2m (1)	12.0m (1)	2:59.73	29.68s	29.77s
1 CAPTURE THE MOMENT	5	27.6m	8.0m (0)	13.2m (0)	2:59.89	29.79s	29.83s
10 ON GOLDEN ROAD	6	31.5m	16.4m (1)	17.2m (1)	3:00.18	29.47s	29.82s
9 LOWLANDS BEACH BOY	7	32.6m	12.4m (1)	10.4m (3)	3:00.26	29.27s	30.39s
5 IDONTWANABEAPIR ATE	8	32.7m	14.6m (2)	3.4m (2)	3:00.27	28.61s	30.90s
7 THERE AND THEN	9	38.1m	12.0m (0)	18.4m (0)	3:00.68	29.88s	30.21s
8 JUST A PET	10	42.2m	0.0m (1)	3.4m (1)	3:00.99	29.67s	31.58s

## Finish Position and metres gained

First Arrow shows distance gain/loss from 2nd Qtr to 3rd Qtr, Second Arrow shows distance gain/loss from 3rd Qtr to Finish  
Blue arrow indicates best gain in these quarters

