

Narrogin Race 1 Distance 1823m

Friday, 8 November 2024

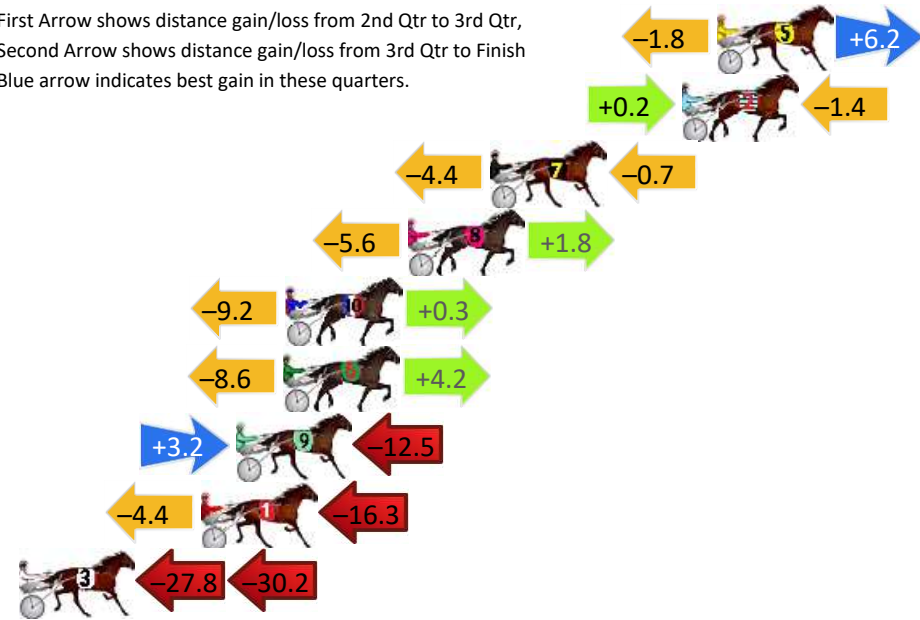
Gross Time: 2:16.30 MileRate: 2:00.40 LeadTime: 14.10s First Qtr: 31.60s Second Qtr: 31.60s Third Qtr: 28.50s Fourth Qtr: 30.50s

DATA TABLE: 800 / 400 Posi's are position from leader and (how wide the horse was at that position)

NoHorse	Plc	Mar	800 Posi	400 Posi	Time	3rd Qtr	4th Qt
5 ROCKY MAGUIRE	1	0.0m	4.4m (1)	6.2m (1)	2:16.30	28.65s	30.03s
2 BUT JOE	2	1.4m	0.2m (1)	0.0m (1)	2:16.41	28.48s	30.61s
7 TAYLORS BOY FRED	3	9.1m	4.0m (0)	8.4m (0)	2:17.03	28.82s	30.55s
8 TRICKY TREV	4	12.4m	8.6m (1)	14.2m (1)	2:17.29	28.92s	30.36s
10 DO IT MY WAY	5	17.3m	8.4m (0)	17.6m (0)	2:17.68	29.18s	30.48s
6 TI SENTO	6	17.4m	13.0m (0)	21.6m (1)	2:17.69	29.14s	30.18s
9 JUST BETTY	7	19.3m	10.0m (2)	6.8m (2)	2:17.84	28.23s	31.45s
1 WALK THE PLANK	8	20.7m	0.0m (0)	4.4m (0)	2:17.95	28.78s	31.74s
3 MELLEK	9	75.2m	17.2m (1)	45.0m (0)	2:22.30	30.46s	32.79s

Finish Position and metres gained

First Arrow shows distance gain/loss from 2nd Qtr to 3rd Qtr, Second Arrow shows distance gain/loss from 3rd Qtr to Finish Blue arrow indicates best gain in these quarters.



800

Visual positions in race at 2nd Quarter



400

Visual positions in race at 3rd Quarter



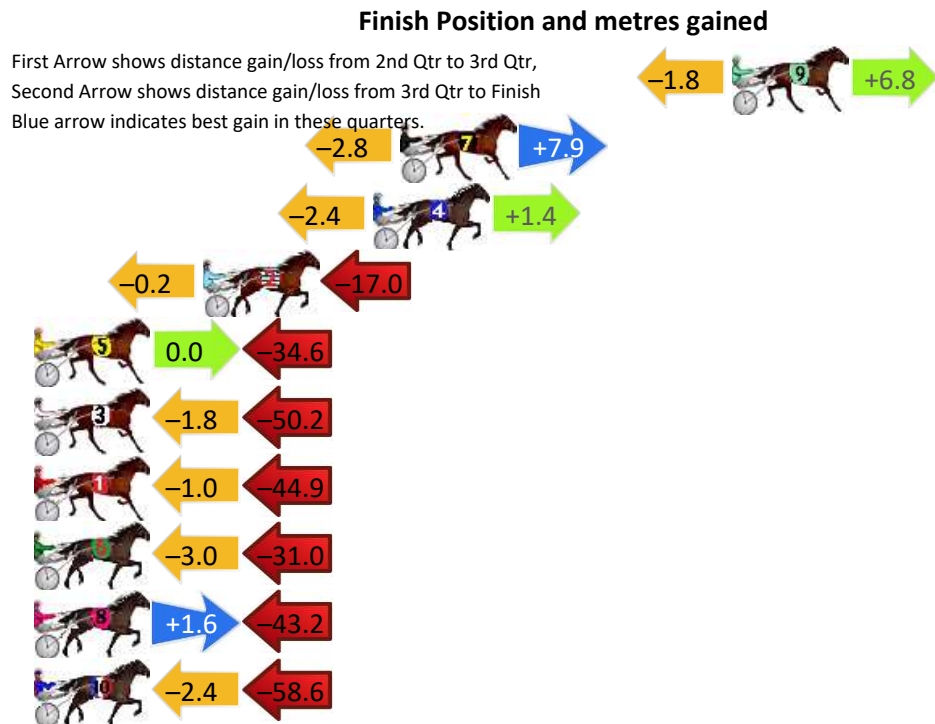
Narrogin Race 2 Distance 2242m

Friday, 8 November 2024

Gross Time: 2:49.30 MileRate: 2:01.50 LeadTime: 47.10s First Qtr: 31.00s Second Qtr: 30.10s Third Qtr: 29.40s Fourth Qtr: 31.70s

DATA TABLE: 800 / 400 Posi's are position from leader and (how wide the horse was at that position)

No	Horse	Plc	Mar	800 Posi	400 Posi	Time	3rd Qtr	4th Qt
9	SUKHOVEY WINDSTORM	1	0.0m	5.0m (1)	6.8m (1)	2:49.30	29.56s	31.16s
7	LOW FLYIN	2	13.3m	18.4m (1)	21.2m (1)	2:50.40	29.64s	31.08s
4	HUGHEY	3	14.4m	13.4m (1)	15.8m (1)	2:50.49	29.59s	31.59s
2	MUMMAS LITTLE STAR	4	21.2m	4.0m (0)	4.2m (0)	2:51.06	29.37s	33.04s
5	LOCAL RESIDENT	5	34.6m	0.0m (0)	0.0m (0)	2:52.17	29.30s	34.43s
3	SUB MARINER	6	52.8m	0.8m (1)	2.6m (1)	2:53.67	29.39s	35.66s
1	TWOHEARTONEDIA MOND	7	54.3m	8.4m (0)	9.4m (0)	2:53.80	29.35s	35.24s
6	FIVE STAR KEVIN	8	56.4m	22.4m (0)	25.4m (1)	2:53.97	29.54s	34.14s
8	THE THIRSTY VET	9	56.8m	15.2m (0)	13.6m (0)	2:54.00	29.15s	35.10s
10	ALTACHAERA	10	70.2m	9.2m (1)	11.6m (1)	2:55.11	29.41s	36.32s



800

Visual positions in race at 2nd Quarter



400

Visual positions in race at 3rd Quarter



Narrogin Race 3 Distance 1823m

Friday, 8 November 2024




Gross Time: 2:16.90 MileRate: 2:00.80 LeadTime: 14.70s First Qtr: 32.30s Second Qtr: 29.90s Third Qtr: 29.10s Fourth Qtr: 30.90s

DATA TABLE: 800 / 400 Posi's are position from leader and (how wide the horse was at that position)

No	Horse	Plc	Mar	800 Posi	400 Posi	Time	3rd Qtr	4th Qt
3	MAJIC BAY	1	0.0m	5.0m (1)	3.0m (1)	2:16.90	28.96s	30.67s
9	GOLD HORSESHOE	2	1.8m	18.2m (1)	13.2m (2)	2:17.05	28.75s	30.02s
5	CLASSNSMART	3	4.1m	0.0m (1)	0.0m (0)	2:17.23	29.09s	31.21s
6	THE RIGHTEOUS	4	5.8m	13.8m (1)	9.0m (2)	2:17.37	28.75s	30.65s
4	ROCKIN THE TREND	5	9.9m	12.8m (0)	14.4m (0)	2:17.70	29.23s	30.55s
7	IDEAL WHITBY	6	25.9m	4.8m (0)	9.8m (1)	2:18.99	29.44s	32.14s
1	JORDANO	7	27.9m	0.8m (0)	6.4m (0)	2:19.15	29.47s	32.55s
2	KEPTAIN COURAGEOUS	8	28.8m	8.8m (0)	10.4m (0)	2:19.23	29.18s	32.31s
8	VINTAGE BLU	9	39.2m	9.2m (1)	12.4m (3)	2:20.07	29.28s	32.96s
10	ALTA HURRAH	10	115.9m	36.0m (0)	65.0m (0)	2:26.27	31.15s	34.81s

Finish Position and metres gained

First Arrow shows distance gain/loss from 2nd Qtr to 3rd Qtr, Second Arrow shows distance gain/loss from 3rd Qtr to Finish Blue arrow indicates best gain in these quarters.



Narrogin Race 4 Distance 1823m

Friday, 8 November 2024

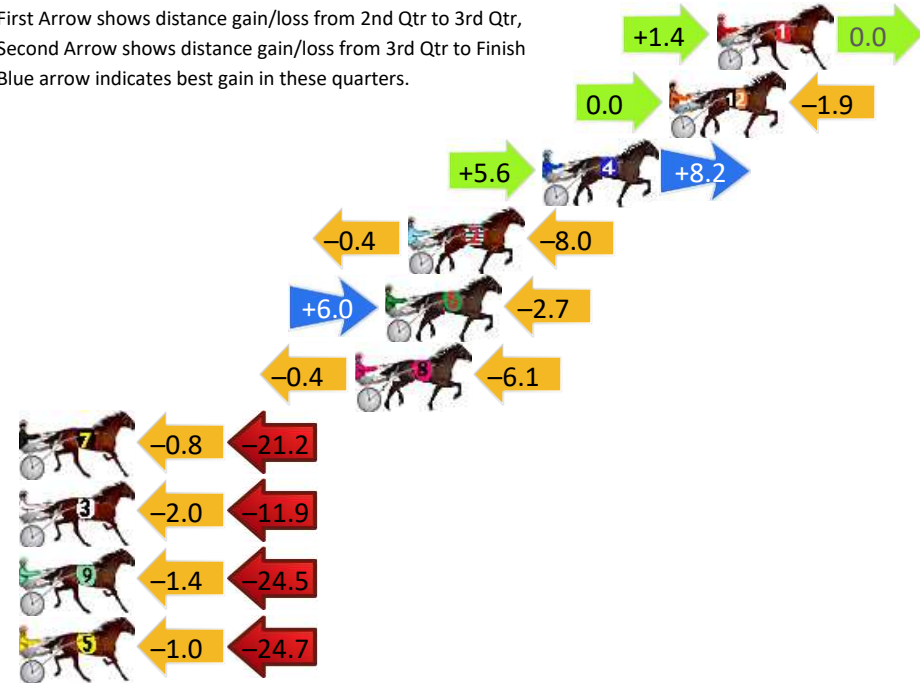
Gross Time: 2:15.90 MileRate: 2:00.00 LeadTime: 15.50s First Qtr: 31.70s Second Qtr: 29.50s Third Qtr: 29.40s Fourth Qtr: 29.80s

DATA TABLE: 800 / 400 Posi's are position from leader and (how wide the horse was at that position)

No	Horse	Plc	Mar	800 Posi	400 Posi	Time	3rd Qtr	4th Qt
1	FOLLOW THE ARK	1	0.0m	1.4m (0)	0.0m (0)	2:15.90	29.30s	29.80s
12	BUNDEGI BLUE	2	1.9m	0.0m (1)	0.0m (1)	2:16.05	29.40s	29.94s
4	SPUDMEISTER	3	7.0m	20.8m (1)	15.2m (2)	2:16.45	28.99s	29.19s
2	FOLLOW THE MILKYWAY	4	12.4m	4.0m (1)	4.4m (1)	2:16.87	29.43s	30.39s
6	SANFORD HARRY	5	13.3m	16.6m (1)	10.6m (2)	2:16.94	28.96s	30.00s
8	CULLEN STAR	6	14.5m	8.0m (1)	8.4m (1)	2:17.03	29.43s	30.25s
7	ALEXANDRA THEGREAT	7	28.2m	6.2m (0)	7.0m (0)	2:18.10	29.45s	31.37s
3	BATAVIA PLAYBOY	8	28.3m	14.4m (0)	16.4m (0)	2:18.11	29.54s	30.68s
9	OUR MUSICAL MOTION	9	36.3m	10.4m (0)	11.8m (0)	2:18.73	29.49s	31.62s
5	PENTHOUSE	10	37.9m	12.2m (1)	13.2m (1)	2:18.86	29.46s	31.63s

Finish Position and metres gained

First Arrow shows distance gain/loss from 2nd Qtr to 3rd Qtr, Second Arrow shows distance gain/loss from 3rd Qtr to Finish
Blue arrow indicates best gain in these quarters.



800

Visual positions in race at 2nd Quarter



400

Visual positions in race at 3rd Quarter



Narrogin Race 5 Distance 2242m

Friday, 8 November 2024


Gross Time: 2:48.40 MileRate: 2:00.90 LeadTime: 47.20s First Qtr: 31.70s Second Qtr: 29.30s Third Qtr: 29.30s Fourth Qtr: 30.90s

DATA TABLE: 800 / 400 Posi's are position from leader and (how wide the horse was at that position)

No	Horse	Plc	Mar	800 Posi	400 Posi	Time	3rd Qtr	4th Qt
3	HI SUGA RUSH	1	0.0m	0.0m (0)	0.0m (0)	2:48.40	29.30s	30.90s
1	ELLUCIFER	2	3.5m	4.0m (0)	3.8m (0)	2:48.68	29.29s	30.88s
7	AMERICAN MONARCH	3	4.1m	8.2m (0)	7.8m (0)	2:48.73	29.28s	30.62s
4	MISTER MACEDON	4	6.6m	1.2m (1)	3.2m (1)	2:48.93	29.44s	31.16s
9	KOLISI	5	10.3m	9.6m (1)	10.8m (1)	2:49.23	29.39s	30.86s
8	JADES FORTUNE	6	11.4m	13.0m (0)	14.2m (0)	2:49.32	29.40s	30.68s
6	HIGHLY FLAMMABLE	7	23.1m	13.6m (1)	10.4m (3)	2:50.27	29.04s	31.88s
5	ISAIDBOO	8	23.9m	17.4m (0)	15.8m (1)	2:50.33	29.16s	31.52s
2	HEZ SAM	9	50.7m	5.4m (1)	7.2m (2)	2:52.50	29.35s	34.24s

Finish Position and metres gained

First Arrow shows distance gain/loss from 2nd Qtr to 3rd Qtr, Second Arrow shows distance gain/loss from 3rd Qtr to Finish Blue arrow indicates best gain in these quarters.



800

Visual positions in race at 2nd Quarter



400

Visual positions in race at 3rd Quarter



Narrogin Race 6 Distance 2242m

Friday, 8 November 2024

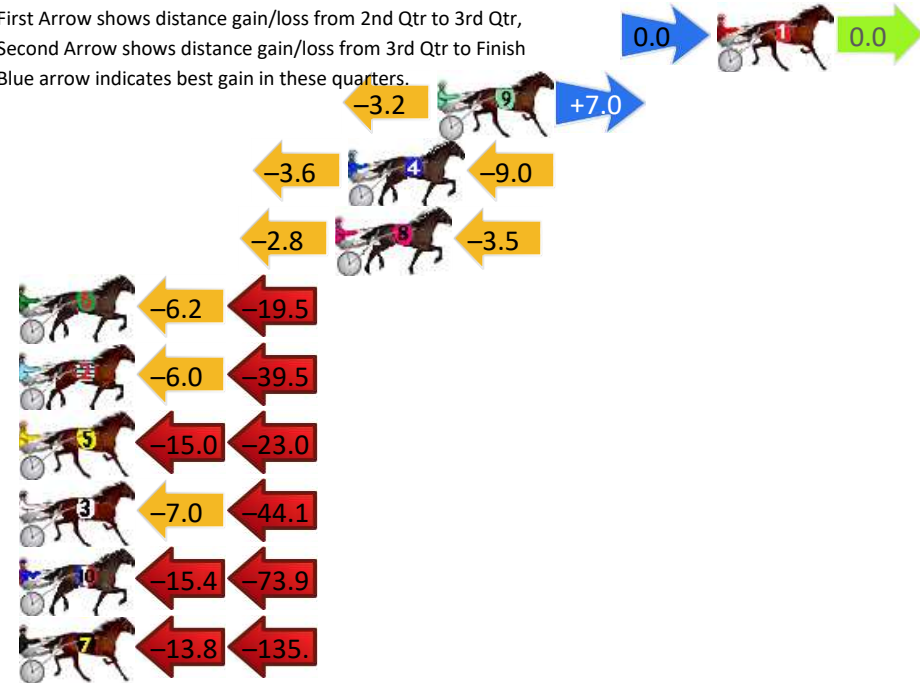
Gross Time: 2:51.90 MileRate: 2:03.40 LeadTime: 47.50s First Qtr: 32.00s Second Qtr: 31.70s Third Qtr: 30.20s Fourth Qtr: 30.50s

DATA TABLE: 800 / 400 Posi's are position from leader and (how wide the horse was at that position)

No	Horse	Plc	Mar	800 Posi	400 Posi	Time	3rd Qtr	4th Qt
1	SWANBOURNE SPUNK	1	0.0m	0.0m (0)	0.0m (0)	2:51.90	30.20s	30.50s
9	CRACKA TINNY	2	11.2m	15.0m (1)	18.2m (0)	2:52.79	30.44s	29.97s
4	CHALKY WHITE	3	14.8m	2.2m (1)	5.8m (0)	2:53.08	30.47s	31.18s
8	PETER ROMEO	4	15.3m	9.0m (0)	11.8m (0)	2:53.12	30.41s	30.77s
6	I SEE FIRE	5	45.3m	19.6m (1)	25.8m (1)	2:55.52	30.66s	31.98s
2	READY TO ATTACK	6	56.3m	10.8m (1)	16.8m (2)	2:56.39	30.64s	33.50s
5	THE BATMOBILE	7	56.4m	18.4m (0)	33.4m (1)	2:56.40	31.32s	32.24s
3	ALTAIR STAR	8	57.3m	6.2m (1)	13.2m (1)	2:56.47	30.71s	33.84s
10	BRAVO CHRISTIANO	9	102.5m	13.2m (0)	28.6m (0)	3:00.08	31.33s	36.10s
7	EASTERN ADVANCE	10	154.1m	5.0m (0)	18.8m (3)	3:04.20	31.19s	40.76s

Finish Position and metres gained

First Arrow shows distance gain/loss from 2nd Qtr to 3rd Qtr, Second Arrow shows distance gain/loss from 3rd Qtr to Finish. Blue arrow indicates best gain in these quarters.



800

Visual positions in race at 2nd Quarter



400

Visual positions in race at 3rd Quarter

Narrogin Race 7 Distance 2242m


Friday, 8 November 2024

Gross Time: 2:54.40 MileRate: 2:05.20 LeadTime: 49.50s First Qtr: 32.70s Second Qtr: 31.20s Third Qtr: 29.90s Fourth Qtr: 31.10s

DATA TABLE: 800 / 400 Posi's are position from leader and (how wide the horse was at that position)

No	Horse	Plc	Mar	800 Posi	400 Posi	Time	3rd Qtr	4th Qt
6	TOMMY PRICE	1	0.0m	0.0m (0)	0.0m (0)	2:54.40	29.90s	31.10s
7	IM BOSS	2	12.6m	6.4m (1)	5.4m (2)	2:55.42	29.81s	31.66s
1	ALREDDY FLYIN	3	15.0m	8.0m (0)	9.2m (1)	2:55.62	29.98s	31.55s
5	ALLWOODS CHEVRON	4	17.0m	18.8m (0)	12.8m (0)	2:55.78	29.44s	31.42s
3	LOWLANDS BEACH BOY	5	24.0m	2.2m (1)	4.6m (1)	2:56.35	30.05s	32.60s
8	BANK NOTICE	6	24.4m	12.2m (0)	8.0m (0)	2:56.38	29.56s	32.37s
2	FRANKENSTEINSBRIDE	7	31.8m	4.0m (0)	4.0m (0)	2:56.99	29.86s	33.25s
4	ROCKNROLL JEWEL	8	38.2m	12.4m (1)	15.0m (1)	2:57.51	30.06s	32.89s

Finish Position and metres gained



800

Visual positions in race at 2nd Quarter



400

Visual positions in race at 3rd Quarter

