



# Gloucester Park Race 1 Distance 1730m

Friday, 8 November 2024

Gross Time: 2:01.30 MileRate: 1:52.80 LeadTime: 7.20s First Qtr: 28.30s Second Qtr: 28.50s Third Qtr: 28.50s Fourth Qtr: 28.80s

DATA TABLE: 800 / 400 Posi's are position from leader and (how wide the horse was at that position)

No	Horse	Plc	Mar	800 Posi	400 Posi	Time	3rd Qtr	4th Qt
2	VENTURA	1	0.0m	2.8m (1)	0.0m (1)	2:01.30	28.30s	28.80s
1	WHATARETHEODDS	2	7.2m	7.1m (1)	4.8m (1)	2:01.84	28.34s	29.00s
4	REBLINE	3	12.4m	12.4m (0)	14.3m (1)	2:02.24	28.64s	28.72s
10	ALTA FREEWAY	4	16.6m	8.8m (0)	10.4m (1)	2:02.55	28.62s	29.32s
3	MONTANA GLORY	5	17.6m	11.0m (1)	10.7m (2)	2:02.63	28.48s	29.37s
12	TANTABIDDI	6	18.8m	15.0m (1)	13.5m (3)	2:02.72	28.40s	29.26s
9	RUNNINGONEMPTY	7	23.1m	0.0m (0)	2.5m (0)	2:03.05	28.68s	30.37s
7	SPRING LINE	8	23.4m	18.9m (1)	18.5m (1)	2:03.07	28.48s	29.25s
5	ILLAWONG MUSTANG	9	26.4m	16.4m (0)	16.8m (0)	2:03.30	28.54s	29.60s
6	GOV STARZZZ	10	29.5m	4.0m (0)	6.7m (0)	2:03.53	28.70s	30.55s
8	VALHALLA MISS	11	29.6m	20.3m (0)	22.2m (0)	2:03.54	28.64s	29.46s
11	MIKIS BEACH	12	46.6m	12.4m (2)	14.9m (4)	2:04.82	28.68s	31.26s



800

Visual positions in race at 2nd Quarter



400

Visual positions in race at 3rd Quarter



Powered by **PJ Harness Analyser**

Sectional Analysis Software

Not just form | Free Trial

[www.facebook.com/PJHarnessRacing](http://www.facebook.com/PJHarnessRacing)



RISE Digital, Harness Racing Australia nor the provider accepts any responsibility for the completeness or accuracy of any of the information contained herein, and makes no representations about its suitability for any particular purpose. Users should make their own judgements about those matters and/or seek independent advice. You assume all risks associated with use of data provided on this page

# Gloucester Park Race 2 Distance 2130m

Friday, 8 November 2024

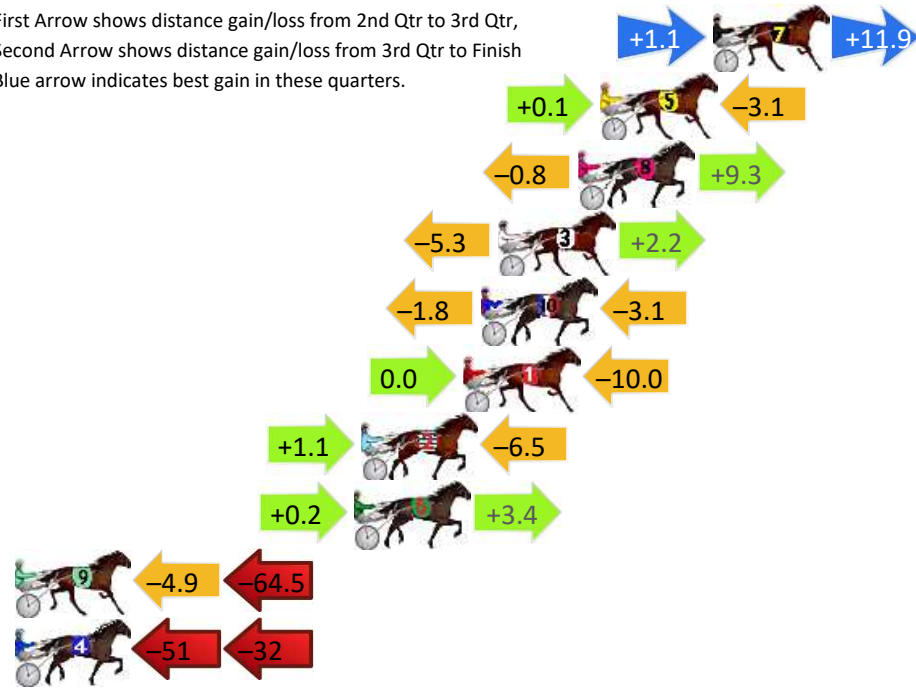
Gross Time: 2:33.60 MileRate: 1:56.00 LeadTime: 37.30s First Qtr: 30.50s Second Qtr: 28.80s Third Qtr: 27.80s Fourth Qtr: 29.20s

DATA TABLE: 800 / 400 Posi's are position from leader and (how wide the horse was at that position)

NoHorse	Plc	Mar	800 Posi	400 Posi	Time	3rd Qtr	4th Qt
7 BELLEZZA NERA	1	0.0m	13.0m (0)	11.9m (0)	2:33.60	27.74s	28.36s
5 OTIS	2	4.5m	1.5m (1)	1.4m (1)	2:33.94	27.80s	29.44s
8 XCEPTIONAL ARMA	3	5.4m	13.9m (1)	14.7m (1)	2:34.01	27.88s	28.57s
3 BRICKIES DREAM	4	8.6m	5.5m (1)	10.8m (1)	2:34.26	28.18s	29.10s
10 REGAL CHEVAL	5	9.3m	4.4m (0)	6.2m (1)	2:34.31	27.94s	29.47s
1 THOMSON BAY	6	10.0m	0.0m (0)	0.0m (0)	2:34.37	27.80s	29.97s
2 LETS GET ROCKIN	7	14.1m	8.7m (0)	7.6m (0)	2:34.68	27.74s	29.74s
6 CHACO EAGLE	8	14.4m	18.0m (1)	17.8m (0)	2:34.70	27.82s	29.04s
9 DUTY BOUND	9	87.4m	18.0m (0)	22.9m (1)	2:40.29	28.18s	34.27s
4 LAMANDIER	10	91.9m	9.6m (1)	60.2m (1)	2:40.64	31.40s	31.98s

## Finish Position and metres gained

First Arrow shows distance gain/loss from 2nd Qtr to 3rd Qtr,  
Second Arrow shows distance gain/loss from 3rd Qtr to Finish  
Blue arrow indicates best gain in these quarters.



800

Visual positions in race at 2nd Quarter



400

Visual positions in race at 3rd Quarter



# Gloucester Park Race 3 Distance 2130m

Friday, 8 November 2024

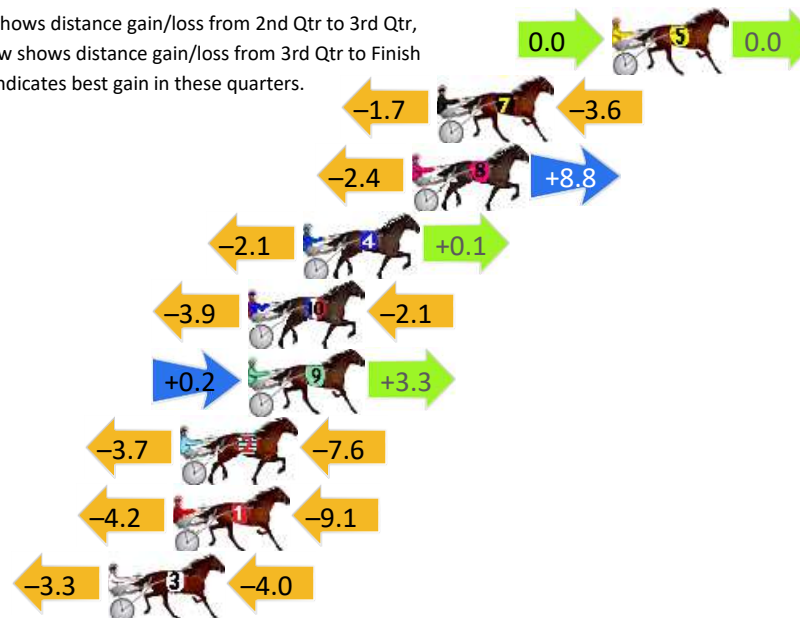
Gross Time: 2:32.00 MileRate: 1:54.80 LeadTime: 37.10s First Qtr: 29.80s Second Qtr: 28.30s Third Qtr: 28.00s Fourth Qtr: 28.80s

DATA TABLE: 800 / 400 Posi's are position from leader and (how wide the horse was at that position)

NoHorse	Plc	Mar	800 Posi	400 Posi	Time	3rd Qtr	4th Qt
5 SKYLOU	1	0.0m	0.0m (0)	0.0m (0)	2:32.00	28.00s	28.80s
7 STREET HAWK	2	7.0m	1.7m (1)	3.4m (1)	2:32.53	28.12s	29.09s
8 THE MIKI TAKER	3	8.0m	14.4m (1)	16.8m (2)	2:32.60	28.18s	28.22s
4 DALVEY ROBYN	4	12.4m	10.4m (1)	12.5m (2)	2:32.94	28.16s	28.85s
10 GOODFELLAZ	5	14.6m	8.6m (0)	12.5m (0)	2:33.10	28.28s	29.02s
9 IMA FIVESTAR GENERAL	6	14.6m	18.1m (0)	17.9m (1)	2:33.10	28.00s	28.64s
2 SOHO SANTORINI	7	17.3m	6.0m (1)	9.7m (1)	2:33.31	28.26s	29.43s
1 CONEY ISLAND LOU	8	17.6m	4.3m (0)	8.5m (0)	2:33.33	28.30s	29.53s
3 MISTER MONTBLANC	9	20.2m	12.9m (0)	16.2m (0)	2:33.53	28.24s	29.19s


## Finish Position and metres gained

First Arrow shows distance gain/loss from 2nd Qtr to 3rd Qtr,  
Second Arrow shows distance gain/loss from 3rd Qtr to Finish  
Blue arrow indicates best gain in these quarters.



8  
0  
0

Visual positions in race at 2nd Quarter



4  
0  
0

Visual positions in race at 3rd Quarter



# Gloucester Park Race 4 Distance 2130m

Friday, 8 November 2024

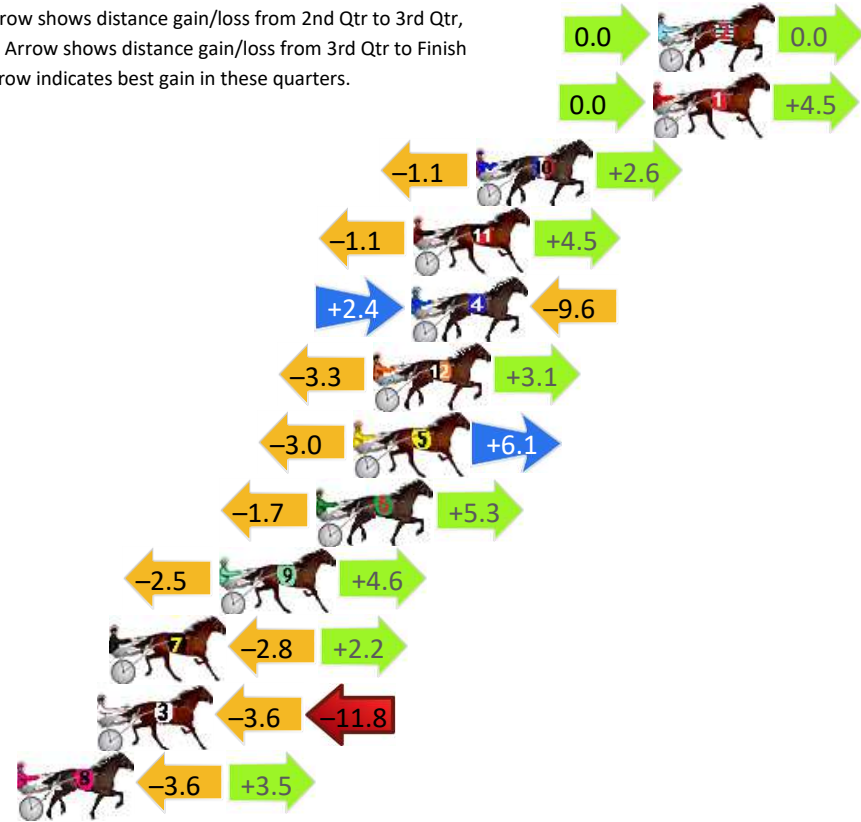
Gross Time: 2:31.80 MileRate: 1:54.70 LeadTime: 36.90s First Qtr: 30.60s Second Qtr: 29.20s Third Qtr: 27.40s Fourth Qtr: 27.70s

DATA TABLE: 800 / 400 Posi's are position from leader and (how wide the horse was at that position)

No	Horse	Plc	Mar	800 Posi	400 Posi	Time	3rd Qtr	4th Qt
2	STENO	1	0.0m	0.0m (0)	0.0m (0)	2:31.80	27.40s	27.70s
1	LITTLE DARLING	2	0.2m	4.7m (0)	4.7m (0)	2:31.81	27.40s	27.39s
10	WONDERFUL TO FLY	3	7.3m	8.8m (0)	9.9m (0)	2:32.33	27.48s	27.55s
11	PEACEFUL	4	9.8m	13.2m (0)	14.3m (0)	2:32.51	27.48s	27.43s
4	AARDIEBYTHESEASIDE	5	9.9m	2.7m (1)	0.3m (1)	2:32.52	27.24s	28.40s
12	STARLIGHT DREAM	6	11.4m	11.2m (1)	14.5m (1)	2:32.63	27.63s	27.54s
5	PENNY BLACK	7	12.2m	15.3m (1)	18.3m (1)	2:32.69	27.61s	27.34s
6	CASTELLA DELLACQUA	8	13.7m	17.3m (0)	19.0m (0)	2:32.80	27.52s	27.40s
9	NULLARBOR NAVAJO	9	17.6m	19.7m (1)	22.2m (1)	2:33.08	27.58s	27.46s
7	STORMYSKYES	10	22.0m	21.4m (0)	24.2m (0)	2:33.40	27.60s	27.64s
3	SOHO SERAPHINE	11	22.5m	7.1m (1)	10.7m (1)	2:33.44	27.65s	28.61s
8	PAROQUET	12	25.7m	25.6m (0)	29.2m (0)	2:33.67	27.66s	27.57s

## Finish Position and metres gained

First Arrow shows distance gain/loss from 2nd Qtr to 3rd Qtr, Second Arrow shows distance gain/loss from 3rd Qtr to Finish  
Blue arrow indicates best gain in these quarters.



800

Visual positions in race at 2nd Quarter



400

Visual positions in race at 3rd Quarter



Sectional Analysis Software

Not just form | Free Trial

[www.facebook.com/PJHarnessRacing](http://www.facebook.com/PJHarnessRacing)



RISE Digital, Harness Racing Australia nor the provider accepts any responsibility for the completeness or accuracy of any of the information contained herein, and makes no representations about its suitability for any particular purpose. Users should make their own judgements about those matters and/or seek independent advice. You assume all risks associated with use of data provided on this page

# Gloucester Park Race 5 Distance 2536m

Friday, 8 November 2024


Gross Time: 3:01.20 MileRate: 1:55.00 LeadTime: 66.60s First Qtr: 29.60s Second Qtr: 28.90s Third Qtr: 27.80s Fourth Qtr: 28.30s

DATA TABLE: 800 / 400 Posi's are position from leader and (how wide the horse was at that position)

No	Horse	Plc	Mar	800 Posi	400 Posi	Time	3rd Qtr	4th Qt
2	MINSTREL	1	0.0m	0.3m (1)	0.0m (0)	3:01.20	27.78s	28.30s
5	MISTER SMARTEE	2	1.5m	4.1m (1)	5.5m (1)	3:01.31	27.90s	28.03s
3	MIGHTY RONALDO	3	13.3m	8.1m (0)	15.2m (1)	3:02.19	28.30s	28.23s
11	CAPTAIN RAVISHING	4	13.9m	2.9m (2)	1.2m (1)	3:02.23	27.68s	29.25s
6	DIEGO	5	14.1m	8.4m (1)	10.3m (1)	3:02.25	27.94s	28.63s
9	LAVRA JOE	6	17.4m	11.9m (0)	19.2m (0)	3:02.49	28.32s	28.26s
8	TENZING BROMAC	7	18.1m	14.8m (2)	15.3m (3)	3:02.55	27.84s	28.58s
4	JUMPINGJACKMAC	8	18.9m	12.5m (1)	15.8m (2)	3:02.61	28.04s	28.60s
10	SANGUE REALE	9	24.5m	4.4m (0)	15.2m (0)	3:03.02	28.56s	29.06s
12	SWINGBAND	10	26.5m	6.7m (2)	6.9m (2)	3:03.17	27.82s	29.79s
7	TRICKY MIKI	11	30.9m	10.7m (2)	11.8m (2)	3:03.50	27.88s	29.78s
1	PINNY TIGER	12	93.3m	0.0m (0)	10.0m (0)	3:08.14	28.50s	34.54s

## Finish Position and metres gained

First Arrow shows distance gain/loss from 2nd Qtr to 3rd Qtr, Second Arrow shows distance gain/loss from 3rd Qtr to Finish  
Blue arrow indicates best gain in these quarters.



800

Visual positions in race at 2nd Quarter



400

Visual positions in race at 3rd Quarter



Sectional Analysis Software

Not just form | Free Trial

www.facebook.com/PJHarnessRacing



RISE Digital, Harness Racing Australia nor the provider accepts any responsibility for the completeness or accuracy of any of the information contained herein, and makes no representations about its suitability for any particular purpose. Users should make their own judgements about those matters and/or seek independent advice. You assume all risks associated with use of data provided on this page

# Gloucester Park Race 6 Distance 2536m

Friday, 8 November 2024


Gross Time: 3:07.70 MileRate: 1:59.10 LeadTime: 71.50s First Qtr: 30.60s Second Qtr: 30.00s Third Qtr: 27.80s Fourth Qtr: 27.80s

DATA TABLE: 800 / 400 Posi's are position from leader and (how wide the horse was at that position)

NoHorse	Plc	Mar	800 Posi	400 Posi	Time	3rd Qtr	4th Qt
2 ALCOPONY	1	0.0m	0.0m (0)	0.0m (0)	3:07.70	27.80s	27.80s
3 STEEL THE SHOW	2	4.3m	0.3m (1)	1.2m (1)	3:08.01	27.86s	28.03s
4 WILDWEST	3	8.2m	4.4m (1)	6.1m (1)	3:08.30	27.92s	27.98s
7 SOHO DOW JONES	4	11.0m	12.7m (1)	14.2m (1)	3:08.50	27.90s	27.62s
5 MACHNIFICENT	5	14.0m	9.0m (1)	10.5m (1)	3:08.72	27.90s	28.10s
1 FLYING RUMOUR	6	14.9m	5.2m (0)	4.9m (0)	3:08.79	27.78s	28.55s
6 LIL HAPPY FELLA	7	24.3m	12.7m (2)	15.4m (2)	3:09.48	27.98s	28.51s
9 CORDERO	8	90.8m	9.6m (0)	10.1m (0)	3:14.34	27.84s	33.74s

## Finish Position and metres gained

First Arrow shows distance gain/loss from 2nd Qtr to 3rd Qtr,  
Second Arrow shows distance gain/loss from 3rd Qtr to Finish  
Blue arrow indicates best gain in these quarters.



800

Visual positions in race at 2nd Quarter



400

Visual positions in race at 3rd Quarter



Sectional Analysis Software  
Not just form | Free Trial



RISE Digital, Harness Racing Australia nor the provider accepts any responsibility for the completeness or accuracy of any of the information contained herein, and makes no representations about its suitability for any particular purpose. Users should make their own judgements about those matters and/or seek independent advice. You assume all risks associated with use of data provided on this page

[www.facebook.com/PJHarnessRacing](http://www.facebook.com/PJHarnessRacing)

# Gloucester Park Race 7 Distance 2130m

Friday, 8 November 2024


Gross Time: 2:39.30 MileRate: 2:00.40 LeadTime: 38.30s First Qtr: 32.10s Second Qtr: 31.90s Third Qtr: 29.00s Fourth Qtr: 28.00s

DATA TABLE: 800 / 400 Posi's are position from leader and (how wide the horse was at that position)

No	Horse	Plc	Mar	800 Posi	400 Posi	Time	3rd Qtr	4th Qt
1	HOPPYS WAY	1	0.0m	0.0m (0)	0.0m (0)	2:39.30	29.00s	28.00s
4	SUGAR STREET	2	3.8m	10.6m (1)	1.7m (1)	2:39.58	28.36s	28.16s
10	ROCK ME OVER	3	6.5m	8.5m (0)	8.2m (0)	2:39.78	28.97s	27.90s
2	TOMMY WATERHOUSE	4	7.2m	4.4m (0)	4.5m (0)	2:39.83	29.00s	28.21s
9	MIDDLEPAGE	5	12.2m	2.2m (1)	6.0m (1)	2:40.20	29.26s	28.48s
3	BLAZE COOPS	6	12.9m	12.6m (0)	13.3m (1)	2:40.25	29.03s	28.01s
6	MY ULTIMATE CHEVRON	7	13.7m	14.7m (1)	10.8m (2)	2:40.31	28.70s	28.24s
5	LONGREACH BAY	8	15.7m	6.7m (1)	6.8m (2)	2:40.46	29.00s	28.67s
7	MEDIEVAL MAN	9	19.2m	18.9m (1)	16.2m (2)	2:40.71	28.78s	28.27s
8	FIREROCKFIREROLL	10	20.6m	16.7m (0)	17.8m (0)	2:40.82	29.06s	28.26s

## Finish Position and metres gained

First Arrow shows distance gain/loss from 2nd Qtr to 3rd Qtr, Second Arrow shows distance gain/loss from 3rd Qtr to Finish  
Blue arrow indicates best gain in these quarters.



800

Visual positions in race at 2nd Quarter



400

Visual positions in race at 3rd Quarter



# Gloucester Park Race 8 Distance 2536m

Friday, 8 November 2024

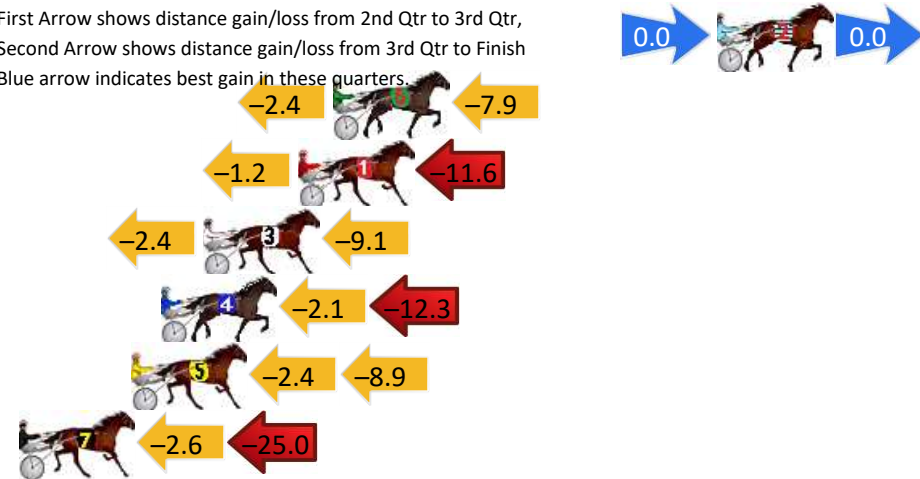
Gross Time: 3:03.80 MileRate: 1:56.70 LeadTime: 67.90s First Qtr: 30.20s Second Qtr: 29.60s Third Qtr: 28.40s Fourth Qtr: 27.70s

DATA TABLE: 800 / 400 Posi's are position from leader and (how wide the horse was at that position)

No	Horse	Plc	Mar	800 Posi	400 Posi	Time	3rd Qtr	4th Qt
2	GEE HEZA SPORT	1	0.0m	0.0m (0)	0.0m (0)	3:03.80	28.40s	27.70s
6	GALACTIC STAR	2	15.4m	5.1m (1)	7.5m (1)	3:04.92	28.56s	28.30s
1	RUPERT OF LINCOLN	3	16.8m	4.0m (0)	5.2m (0)	3:05.02	28.48s	28.56s
3	HAMPTON BANNER	4	20.6m	9.1m (1)	11.5m (1)	3:05.30	28.56s	28.40s
4	DOMINUS FACTUM	5	22.3m	7.9m (0)	10.0m (0)	3:05.42	28.54s	28.62s
5	ACUTO	6	23.5m	12.2m (0)	14.6m (0)	3:05.51	28.56s	28.39s
7	ELDAYTONA	7	28.5m	0.9m (1)	3.5m (1)	3:05.88	28.58s	29.53s

## Finish Position and metres gained

First Arrow shows distance gain/loss from 2nd Qtr to 3rd Qtr,  
Second Arrow shows distance gain/loss from 3rd Qtr to Finish  
Blue arrow indicates best gain in these quarters.



8  
0  
0

Visual positions in race at 2nd Quarter



4  
0  
0

Visual positions in race at 3rd Quarter





# Gloucester Park Race 9 Distance 2536m

Friday, 8 November 2024

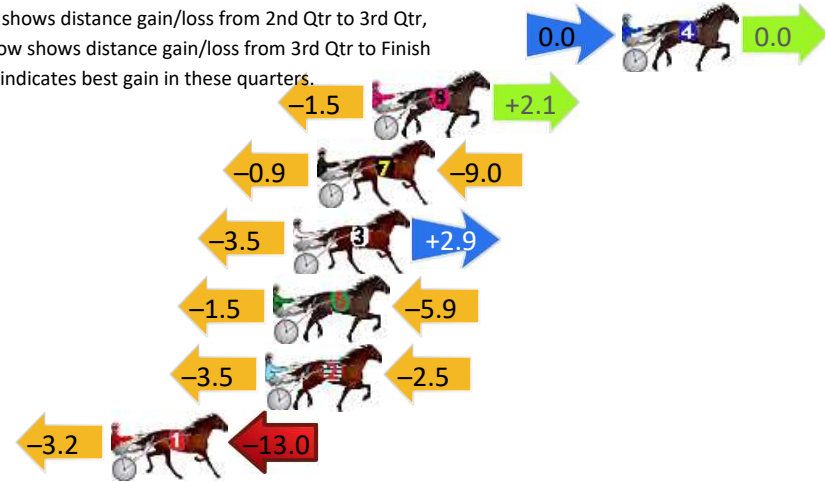
Gross Time: 3:03.80 MileRate: 1:56.60 LeadTime: 69.10s First Qtr: 29.90s Second Qtr: 28.90s Third Qtr: 28.20s Fourth Qtr: 27.70s

DATA TABLE: 800 / 400 Posi's are position from leader and (how wide the horse was at that position)

NoHorse	Plc	Mar	800 Posi	400 Posi	Time	3rd Qtr	4th Qt
4 TUALOU	1	0.0m	0.0m (0)	0.0m (0)	3:03.80	28.20s	27.70s
8 GOLDEN LODGE	2	10.0m	10.6m (1)	12.1m (1)	3:04.53	28.30s	27.59s
7 CHRISTOPHER DANCE	3	12.2m	2.3m (1)	3.2m (1)	3:04.69	28.26s	28.37s
3 QUINTON	4	13.2m	12.6m (0)	16.1m (0)	3:04.76	28.44s	27.54s
6 THENU CAME ALONG	5	14.0m	6.6m (1)	8.1m (1)	3:04.82	28.30s	28.16s
2 MIKIS PRIDE	6	14.3m	8.3m (0)	11.8m (0)	3:04.84	28.44s	27.92s
1 KURIOUS BOY	7	20.5m	4.3m (0)	7.5m (0)	3:05.29	28.42s	28.67s

## Finish Position and metres gained

First Arrow shows distance gain/loss from 2nd Qtr to 3rd Qtr,  
Second Arrow shows distance gain/loss from 3rd Qtr to Finish  
Blue arrow indicates best gain in these quarters.



800

Visual positions in race at 2nd Quarter



400

Visual positions in race at 3rd Quarter



# Gloucester Park Race 10 Distance 2536m

Friday, 8 November 2024

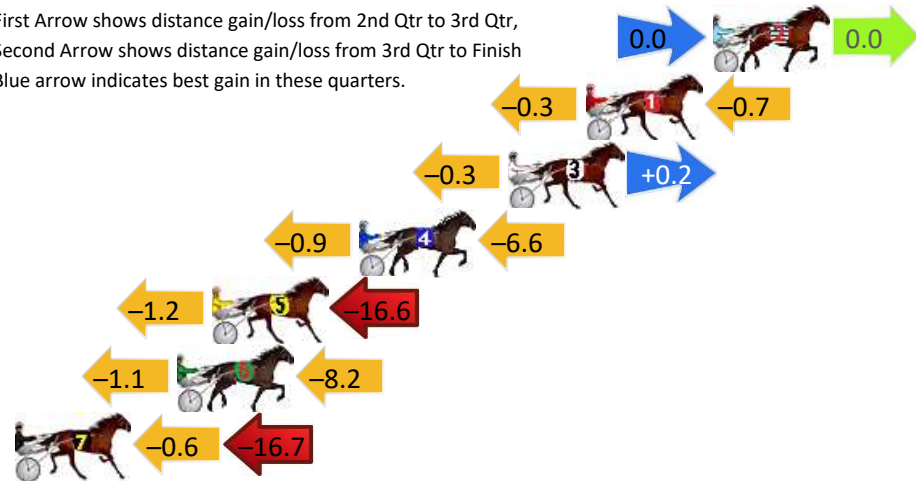
Gross Time: 3:08.90 MileRate: 1:59.90 LeadTime: 71.70s First Qtr: 31.30s Second Qtr: 30.30s Third Qtr: 27.80s Fourth Qtr: 27.80s

DATA TABLE: 800 / 400 Posi's are position from leader and (how wide the horse was at that position)

No	Horse	Plc	Mar	800 Posi	400 Posi	Time	3rd Qtr	4th Qt
2	FRISKY STYX	1	0.0m	0.0m (0)	0.0m (0)	3:08.90	27.80s	27.80s
1	NAME IN LIGHTS	2	5.1m	4.1m (0)	4.4m (0)	3:09.27	27.82s	27.87s
3	MEGA MACH	3	8.2m	8.1m (0)	8.4m (0)	3:09.50	27.82s	27.82s
4	HIGH PRICE	4	14.2m	6.7m (1)	7.6m (1)	3:09.94	27.86s	28.32s
5	CHIVALRY	5	20.1m	2.3m (1)	3.5m (1)	3:10.37	27.88s	29.03s
6	AWAITINGINSTRUCTI ONS	6	21.5m	12.2m (0)	13.3m (0)	3:10.47	27.88s	28.45s
7	CLOUD NINE	7	28.6m	11.3m (1)	11.9m (1)	3:10.99	27.84s	29.07s

## Finish Position and metres gained

First Arrow shows distance gain/loss from 2nd Qtr to 3rd Qtr,  
Second Arrow shows distance gain/loss from 3rd Qtr to Finish  
Blue arrow indicates best gain in these quarters.



8  
0  
0

Visual positions in race at 2nd Quarter



4  
0  
0

Visual positions in race at 3rd Quarter

