

Gloucester Park Race 1 Distance 2503m

Wednesday, 6 November 2024

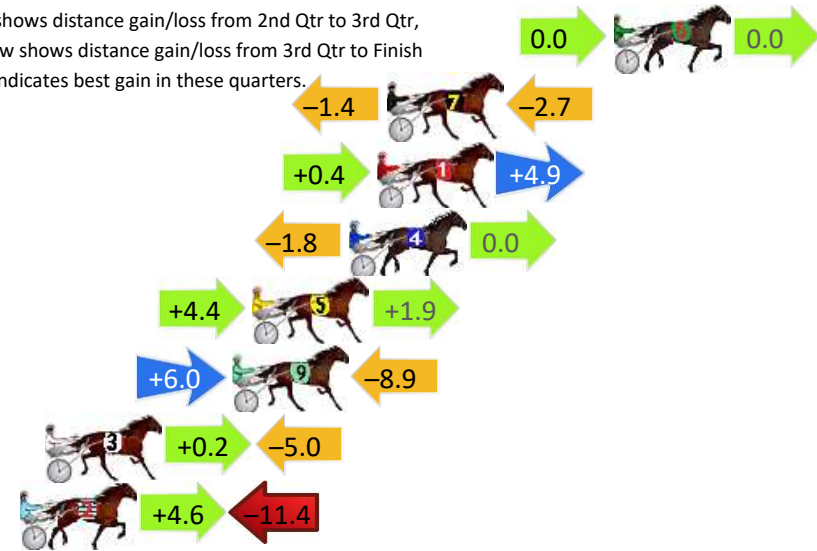
Gross Time: 3:20.20 MileRate: 2:08.20 LeadTime: 75.45s First Qtr: 31.30s Second Qtr: 30.95s Third Qtr: 31.20s Fourth Qtr: 31.30s

DATA TABLE: 800 / 400 Posi's are position from leader and (how wide the horse was at that position)

NoHorse	Plc	Mar	800 Posi	400 Posi	Time	3rd Qtr	4th Qt
6 CYCLONE KADABRAMELIA	1	0.0m	0.0m (0)	0.0m (0)	3:20.20	31.20s	31.30s
7 BEE BEE BEROC	2	9.1m	5.0m (0)	6.4m (0)	3:20.94	31.31s	31.51s
1 THE BEAT	3	9.5m	14.8m (0)	14.4m (0)	3:20.98	31.17s	30.92s
4 TILTHESUNSETS	4	10.6m	8.8m (0)	10.6m (0)	3:21.07	31.34s	31.30s
5 ALDEBARAN MARSHALL	5	14.5m	20.8m (0)	16.4m (1)	3:21.39	30.86s	31.15s
9 ABUNDANCE	6	15.3m	12.4m (1)	6.4m (1)	3:21.45	30.73s	31.99s
3 THE HONOURS	7	22.8m	18.0m (2)	17.8m (2)	3:22.07	31.18s	31.69s
2 SHAKEMJENNY	8	23.8m	17.0m (1)	12.4m (1)	3:22.15	30.84s	32.19s

Finish Position and metres gained

First Arrow shows distance gain/loss from 2nd Qtr to 3rd Qtr,
Second Arrow shows distance gain/loss from 3rd Qtr to Finish
Blue arrow indicates best gain in these quarters.



8
0
0

Visual positions in race at 2nd Quarter



4
0
0

Visual positions in race at 3rd Quarter



Gloucester Park Race 2 Distance 2130m

Wednesday, 6 November 2024

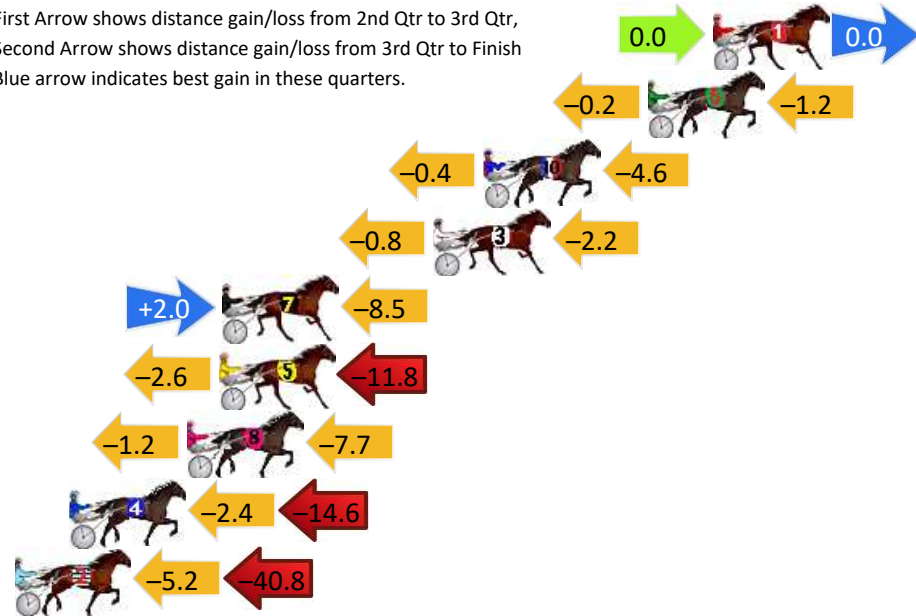
Gross Time: 2:38.10 MileRate: 1:59.50 LeadTime: 36.70s First Qtr: 32.40s Second Qtr: 30.40s Third Qtr: 29.20s Fourth Qtr: 29.40s

DATA TABLE: 800 / 400 Posi's are position from leader and (how wide the horse was at that position)

No	Horse	Plc	Mar	800 Posi	400 Posi	Time	3rd Qtr	4th Qt
1	MISS UNEEK	1	0.0m	0.0m (0)	0.0m (0)	2:38.10	29.20s	29.40s
6	HEARTOFAHLIA	2	2.6m	1.2m (1)	1.4m (1)	2:38.30	29.21s	29.49s
10	AMARETTO ANGEL	3	9.2m	4.2m (0)	4.6m (0)	2:38.81	29.23s	29.74s
3	TERASITA	4	11.2m	8.2m (0)	9.0m (0)	2:38.96	29.26s	29.56s
7	MANEA	5	19.7m	13.2m (2)	11.2m (3)	2:39.62	29.05s	30.02s
5	DIAMOND WORLD	6	19.8m	5.4m (1)	8.0m (1)	2:39.63	29.39s	30.26s
8	PRINCESS MICKAYLA	7	21.1m	12.2m (0)	13.4m (0)	2:39.73	29.29s	29.96s
4	STRAUNYS SISTER	8	25.8m	8.8m (2)	11.2m (2)	2:40.09	29.37s	30.47s
2	FLY EAGLEROSE	9	56.4m	10.4m (1)	15.6m (1)	2:42.45	29.57s	32.38s


Finish Position and metres gained

First Arrow shows distance gain/loss from 2nd Qtr to 3rd Qtr, Second Arrow shows distance gain/loss from 3rd Qtr to Finish Blue arrow indicates best gain in these quarters.



800

Visual positions in race at 2nd Quarter



400

Visual positions in race at 3rd Quarter



Gloucester Park Race 3 Distance 2130m

Wednesday, 6 November 2024


Gross Time: 2:36.20 MileRate: 1:58.00 LeadTime: 38.40s First Qtr: 29.90s Second Qtr: 30.30s Third Qtr: 28.40s Fourth Qtr: 29.20s

DATA TABLE: 800 / 400 Posi's are position from leader and (how wide the horse was at that position)

No	Horse	Plc	Mar	800 Posi	400 Posi	Time	3rd Qtr	4th Qt
1	MONEY TIME MADNESS	1	0.0m	0.0m (0)	0.0m (0)	2:36.20	28.40s	29.20s
6	GOTA GOOD WARHOL	2	2.0m	4.0m (0)	4.2m (0)	2:36.35	28.42s	29.04s
11	STRIKE MASTER	3	2.3m	8.0m (0)	8.8m (0)	2:36.38	28.46s	28.73s
8	YOU FLY WITH ME	4	10.4m	2.8m (2)	8.0m (1)	2:37.00	28.77s	29.37s
4	STELLA MAJOR	5	12.8m	12.0m (0)	15.2m (0)	2:37.18	28.63s	29.03s
9	THE LIGHTNING STRIKE	6	22.7m	9.8m (1)	23.0m (2)	2:37.94	29.35s	29.18s
7	ALFREDI	7	23.3m	5.8m (1)	16.6m (1)	2:37.98	29.17s	29.69s
10	CORK CAN RUN	8	23.5m	13.6m (1)	27.0m (2)	2:38.00	29.36s	28.95s
3	DANNIKA	9	50.4m	17.4m (0)	28.2m (0)	2:40.06	29.15s	30.81s
5	SEVEN NO TRUMPS	10	56.4m	1.8m (1)	25.0m (1)	2:40.52	30.03s	31.48s
2	KINSAABI	11	60.5m	20.0m (0)	41.4m (0)	2:40.83	29.91s	30.59s

Finish Position and metres gained

First Arrow shows distance gain/loss from 2nd Qtr to 3rd Qtr, Second Arrow shows distance gain/loss from 3rd Qtr to Finish
Blue arrow indicates best gain in these quarters.



800

Visual positions in race at 2nd Quarter



400

Visual positions in race at 3rd Quarter



Sectional Analysis Software

Not just form | Free Trial

www.facebook.com/PJHarnessRacing



RISE Digital, Harness Racing Australia nor the provider accepts any responsibility for the completeness or accuracy of any of the information contained herein, and makes no representations about its suitability for any particular purpose. Users should make their own judgements about those matters and/or seek independent advice. You assume all risks associated with use of data provided on this page

Gloucester Park Race 4 Distance 2130m

Wednesday, 6 November 2024


Gross Time: 2:38.40 MileRate: 1:59.70 LeadTime: 37.50s First Qtr: 30.60s Second Qtr: 31.80s Third Qtr: 28.70s Fourth Qtr: 29.80s

DATA TABLE: 800 / 400 Posi's are position from leader and (how wide the horse was at that position)

No	Horse	Plc	Mar	800 Posi	400 Posi	Time	3rd Qtr	4th Qt
6	ROCKIN LE MONDE	1	0.0m	0.0m (0)	0.0m (0)	2:38.40	28.70s	29.80s
1	OURFIRSTIMPRESSIO N	2	1.1m	4.0m (0)	5.0m (0)	2:38.49	28.78s	29.51s
7	ROCK ROSIE ROCK	3	1.4m	6.0m (1)	7.6m (1)	2:38.51	28.82s	29.34s
8	VISITING HOURS	4	10.2m	10.2m (1)	11.8m (1)	2:39.20	28.82s	29.68s
4	CARMELA DOMENICA	5	14.7m	16.6m (0)	19.6m (0)	2:39.55	28.92s	29.44s
2	THIS TIME JACKO	6	18.6m	8.0m (0)	10.2m (0)	2:39.85	28.85s	30.42s
3	SPINNER OF YARNS	7	20.3m	12.0m (0)	15.0m (0)	2:39.99	28.91s	30.19s
9	GREATGREAT BOULDER	8	25.0m	1.8m (1)	3.6m (1)	2:40.35	28.80s	31.39s
5	HEEZ TRUE BLUE	9	87.2m	21.0m (0)	30.0m (0)	2:45.21	29.28s	34.04s

Finish Position and metres gained

First Arrow shows distance gain/loss from 2nd Qtr to 3rd Qtr,
Second Arrow shows distance gain/loss from 3rd Qtr to Finish
Blue arrow indicates best gain in these quarters.



800

Visual positions in race at 2nd Quarter



400

Visual positions in race at 3rd Quarter



Gloucester Park Race 5 Distance 2130m

Wednesday, 6 November 2024


Gross Time: 2:35.70 MileRate: 1:57.60 LeadTime: 36.40s First Qtr: 30.60s Second Qtr: 30.60s Third Qtr: 28.40s Fourth Qtr: 29.70s

DATA TABLE: 800 / 400 Posi's are position from leader and (how wide the horse was at that position)

No	Horse	Plc	Mar	800 Posi	400 Posi	Time	3rd Qtr	4th Qt
2	STRAUNY	1	0.0m	0.0m (0)	0.0m (0)	2:35.70	28.40s	29.70s
12	SUGAR APPLE	2	2.9m	6.4m (2)	3.2m (2)	2:35.93	28.17s	29.68s
1	SUNPATRA	3	10.7m	4.6m (0)	4.4m (0)	2:36.53	28.38s	30.17s
4	UNDER THE ALTA	4	11.9m	3.2m (1)	3.2m (1)	2:36.63	28.39s	30.34s
6	GEE SMITH	5	22.8m	12.2m (2)	17.6m (2)	2:37.47	28.78s	30.08s
3	CHAMPAGNE STYLE	6	23.9m	8.8m (1)	14.8m (0)	2:37.56	28.82s	30.37s
11	BEALAWYER	7	35.3m	18.0m (0)	22.8m (1)	2:38.45	28.73s	30.62s
10	ONE FOR DAVE ANDME	8	38.8m	13.4m (0)	19.4m (0)	2:38.72	28.80s	31.13s
9	TORREVEAN AMY	9	41.4m	14.8m (1)	18.4m (1)	2:38.92	28.62s	31.40s
7	HERE COMES SHARKIE	10	44.8m	17.2m (2)	19.8m (3)	2:39.19	28.55s	31.55s
8	IL BANDITO	11	46.0m	8.8m (0)	11.0m (1)	2:39.28	28.50s	32.28s

Finish Position and metres gained

First Arrow shows distance gain/loss from 2nd Qtr to 3rd Qtr, Second Arrow shows distance gain/loss from 3rd Qtr to Finish
Blue arrow indicates best gain in these quarters.



800

Visual positions in race at 2nd Quarter



400

Visual positions in race at 3rd Quarter



Sectional Analysis Software

Not just form | Free Trial

www.facebook.com/PJHarnessRacing



RISE Digital, Harness Racing Australia nor the provider accepts any responsibility for the completeness or accuracy of any of the information contained herein, and makes no representations about its suitability for any particular purpose. Users should make their own judgements about those matters and/or seek independent advice. You assume all risks associated with use of data provided on this page

Gloucester Park Race 6 Distance 2130m

Wednesday, 6 November 2024



Gross Time: 2:36.00 MileRate: 1:57.90 LeadTime: 35.90s First Qtr: 30.20s Second Qtr: 30.50s Third Qtr: 29.10s Fourth Qtr: 30.30s

DATA TABLE: 800 / 400 Posi's are position from leader and (how wide the horse was at that position)

No	Horse	Plc	Mar	800 Posi	400 Posi	Time	3rd Qtr	4th Qt
8	WORLD SECRET	1	0.0m	18.2m (2)	13.4m (3)	2:36.00	28.77s	29.29s
5	ZYANYA	2	1.3m	0.0m (0)	0.0m (0)	2:36.10	29.10s	30.40s
7	CHAMBRAY	3	2.8m	2.4m (1)	2.8m (1)	2:36.22	29.13s	30.30s
10	SWEET IVY	4	4.3m	10.0m (2)	4.2m (2)	2:36.34	28.67s	30.31s
3	TORREVEAN PINKY	5	6.4m	4.0m (0)	4.2m (0)	2:36.51	29.11s	30.47s
6	BELLE LIVIA STAR	6	9.8m	6.6m (1)	7.0m (1)	2:36.78	29.13s	30.51s
4	MADDY MADDY	7	12.1m	18.6m (0)	18.2m (1)	2:36.96	29.08s	29.84s
2	FOLLOW MY STRIDE	8	18.1m	12.0m (0)	15.0m (0)	2:37.44	29.32s	30.53s
1	COURAGE OF LOMBO	9	29.6m	8.0m (0)	10.8m (0)	2:38.35	29.28s	31.72s
11	LADY VIOLETTA	10	39.1m	14.2m (1)	13.6m (1)	2:39.10	29.02s	32.22s
12	SHEHADI	11	47.6m	14.2m (2)	15.0m (2)	2:39.78	29.11s	32.76s
9	LENI ROSE	12	70.7m	23.8m (0)	36.0m (0)	2:41.61	29.95s	32.91s

Finish Position and metres gained

First Arrow shows distance gain/loss from 2nd Qtr to 3rd Qtr, Second Arrow shows distance gain/loss from 3rd Qtr to Finish. Blue arrow indicates best gain in these quarters.



Gloucester Park Race 7 Distance 2130m

Wednesday, 6 November 2024


Gross Time: 2:37.10 MileRate: 1:58.70 LeadTime: 39.50s First Qtr: 30.50s Second Qtr: 30.00s Third Qtr: 28.30s Fourth Qtr: 28.80s

DATA TABLE: 800 / 400 Posi's are position from leader and (how wide the horse was at that position)

No	Horse	Plc	Mar	800 Posi	400 Posi	Time	3rd Qtr	4th Qt
2	ROBBIE EASTON	1	0.0m	0.0m (0)	0.0m (0)	2:37.10	28.30s	28.80s
3	FRANKIE J HOLDEN	2	2.1m	4.2m (0)	5.0m (0)	2:37.26	28.36s	28.59s
5	MAJOR FREEWAY	3	7.1m	0.6m (1)	0.6m (1)	2:37.64	28.30s	29.27s
10	TUX AND TAILS	4	9.5m	8.4m (0)	10.2m (0)	2:37.82	28.43s	28.75s
12	MAJOR OVERS	5	10.6m	9.2m (1)	12.2m (2)	2:37.90	28.51s	28.69s
6	TRITTRITTBANGBAN G	6	14.7m	12.6m (0)	16.4m (0)	2:38.21	28.57s	28.68s
4	CAMS BOULDER	7	17.8m	21.0m (0)	23.8m (1)	2:38.45	28.50s	28.37s
8	MAKE IT QUICK	8	21.9m	17.0m (0)	20.4m (0)	2:38.76	28.54s	28.91s
7	HENGHENG	9	22.0m	14.0m (1)	19.8m (1)	2:38.76	28.71s	28.96s
11	TROUBLE SUPREME	10	24.1m	4.8m (1)	8.8m (1)	2:38.92	28.57s	29.90s
9	SONIC CHIP	11	30.5m	18.0m (1)	22.0m (2)	2:39.41	28.58s	29.41s

Finish Position and metres gained

First Arrow shows distance gain/loss from 2nd Qtr to 3rd Qtr, Second Arrow shows distance gain/loss from 3rd Qtr to Finish Blue arrow indicates best gain in these quarters.



800

Visual positions in race at 2nd Quarter



400

Visual positions in race at 3rd Quarter



Sectional Analysis Software

Not just form | Free Trial

www.facebook.com/PJHarnessRacing



RISE Digital, Harness Racing Australia nor the provider accepts any responsibility for the completeness or accuracy of any of the information contained herein, and makes no representations about its suitability for any particular purpose. Users should make their own judgements about those matters and/or seek independent advice. You assume all risks associated with use of data provided on this page

Gloucester Park Race 8 Distance 2536m

Wednesday, 6 November 2024

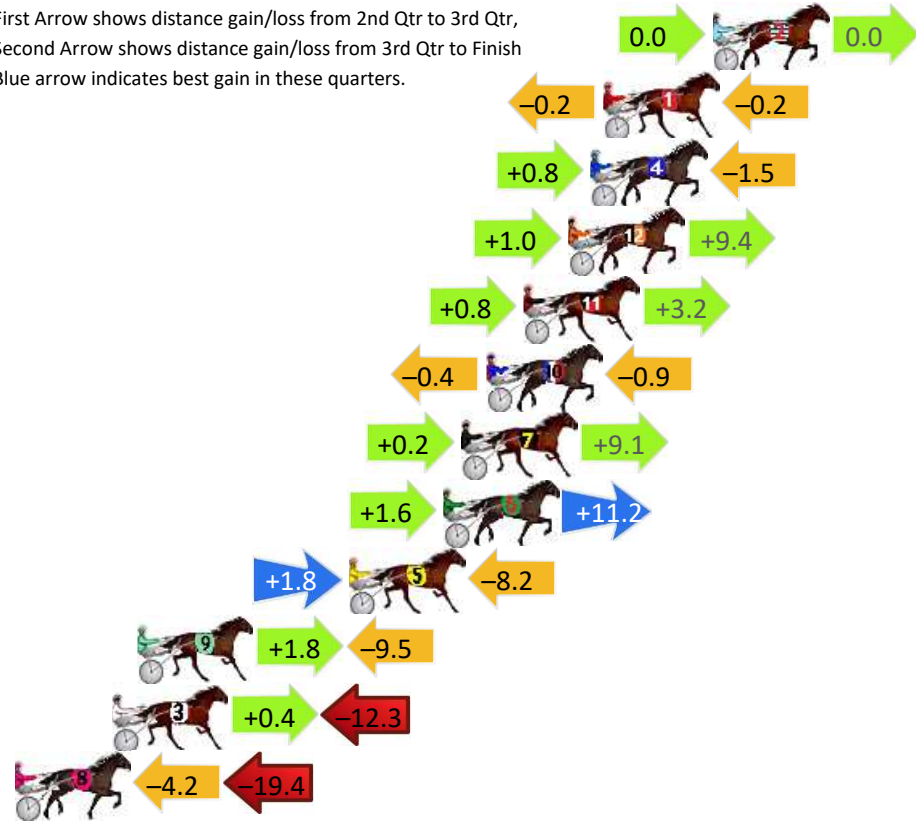
Gross Time: 3:05.70 MileRate: 1:57.80 LeadTime: 67.50s First Qtr: 29.50s Second Qtr: 29.20s Third Qtr: 29.60s Fourth Qtr: 29.90s

DATA TABLE: 800 / 400 Posi's are position from leader and (how wide the horse was at that position)

No	Horse	Plc	Mar	800 Posi	400 Posi	Time	3rd Qtr	4th Qt
2	SISTA SAMMY	1	0.0m	0.0m (0)	0.0m (0)	3:05.70	29.60s	29.90s
1	EYE BETTER	2	4.4m	4.0m (0)	4.2m (0)	3:06.04	29.61s	29.91s
4	WALL STREET GIRL	3	4.9m	4.2m (1)	3.4m (1)	3:06.08	29.54s	30.01s
12	GOODEALEHMADDIE	4	5.8m	16.2m (1)	15.2m (1)	3:06.15	29.53s	29.20s
11	GALAXY WARRIOR	5	7.6m	11.6m (0)	10.8m (1)	3:06.30	29.54s	29.66s
10	FRANCO WESTERN	6	9.1m	7.8m (0)	8.2m (0)	3:06.41	29.63s	29.97s
7	MY LITTLE BIG MAN	7	10.1m	19.4m (0)	19.2m (1)	3:06.49	29.59s	29.22s
6	AMERICAN MONARCH	8	10.8m	23.6m (0)	22.0m (0)	3:06.55	29.49s	29.07s
5	VELOCIPEDE	9	14.6m	8.2m (1)	6.4m (2)	3:06.84	29.46s	30.51s
9	ME FLASH	10	23.1m	15.4m (0)	13.6m (0)	3:07.51	29.46s	30.61s
3	LOMBO MITCHINSON	11	24.1m	12.2m (1)	11.8m (2)	3:07.59	29.57s	30.81s
8	RODASI	12	45.0m	21.4m (1)	25.6m (1)	3:09.22	29.90s	31.34s

Finish Position and metres gained

First Arrow shows distance gain/loss from 2nd Qtr to 3rd Qtr, Second Arrow shows distance gain/loss from 3rd Qtr to Finish
Blue arrow indicates best gain in these quarters.



800

Visual positions in race at 2nd Quarter



400

Visual positions in race at 3rd Quarter



Powered by **PJ Harness Analyser**

Sectional Analysis Software

Not just form | Free Trial

www.facebook.com/PJHarnessRacing



RISE Digital, Harness Racing Australia nor the provider accepts any responsibility for the completeness or accuracy of any of the information contained herein, and makes no representations about its suitability for any particular purpose. Users should make their own judgements about those matters and/or seek independent advice. You assume all risks associated with use of data provided on this page

Gloucester Park Race 9 Distance 2130m

Wednesday, 6 November 2024

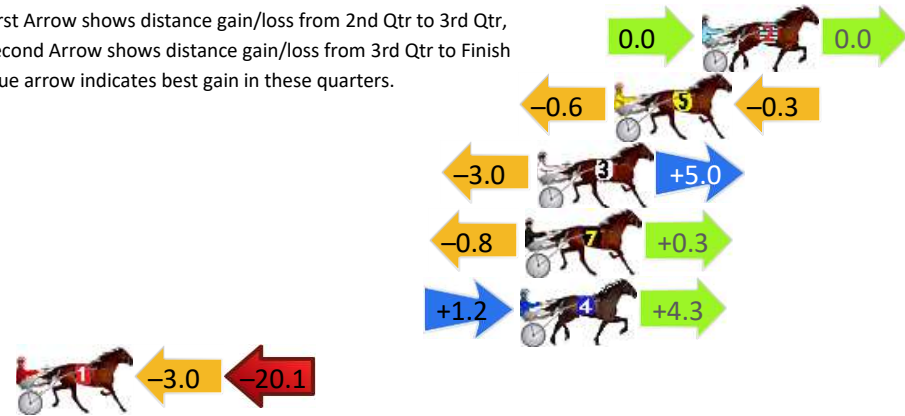
Gross Time: 2:38.40 MileRate: 1:59.70 LeadTime: 38.50s First Qtr: 30.50s Second Qtr: 31.20s Third Qtr: 29.50s Fourth Qtr: 28.70s

DATA TABLE: 800 / 400 Posi's are position from leader and (how wide the horse was at that position)

NoHorse	Plc	Mar	800 Posi	400 Posi	Time	3rd Qtr	4th Qt
2 STORYTELLER	1	0.0m	0.0m (0)	0.0m (0)	2:38.40	29.50s	28.70s
5 BONNE AMOUR	2	3.5m	2.6m (1)	3.2m (1)	2:38.66	29.54s	28.72s
3 ADMIRAL DARCY	3	6.6m	8.6m (0)	11.6m (0)	2:38.90	29.71s	28.34s
7 AMERICAN CRUISE	4	7.1m	6.6m (1)	7.4m (1)	2:38.93	29.56s	28.68s
4 ON THE BACK FOOT	5	7.3m	12.8m (0)	11.6m (1)	2:38.95	29.41s	28.39s
1 LUKES MISTAKE	6	27.5m	4.4m (0)	7.4m (0)	2:40.47	29.74s	30.13s

Finish Position and metres gained

First Arrow shows distance gain/loss from 2nd Qtr to 3rd Qtr,
Second Arrow shows distance gain/loss from 3rd Qtr to Finish
Blue arrow indicates best gain in these quarters.



8
0
0

Visual positions in race at 2nd Quarter



4
0
0

Visual positions in race at 3rd Quarter

