

Collie Race 1 Distance 2050m

Sunday, 3 November 2024

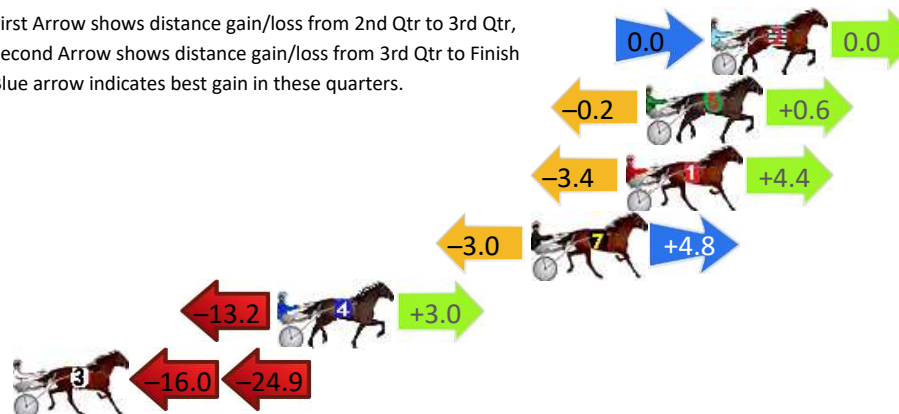
Gross Time: 2:34.90 MileRate: 2:01.60 LeadTime: 28.70s First Qtr: 33.20s Second Qtr: 32.70s Third Qtr: 30.50s Fourth Qtr: 29.80s

DATA TABLE: 800 / 400 Posi's are position from leader and (how wide the horse was at that position)

NoHorse	Plc	Mar	800 Posi	400 Posi	Time	3rd Qtr	4th Qt
2	TI SENTO	1	0.0m	0.0m (0)	2:34.90	30.50s	29.80s
6	GIRL OF BRIGHTNESS	2	2.6m	3.0m (1)	2:35.10	30.51s	29.76s
1	SEMINOLE JUNIOR	3	3.4m	4.4m (0)	2:35.17	30.75s	29.47s
7	TAYLORS BOY FRED	4	7.2m	9.0m (0)	2:35.46	30.72s	29.44s
4	ALLIZEE	5	17.4m	7.2m (1)	2:36.26	31.49s	29.58s
3	ATHREESHOTEAGLE	6	64.9m	24.0m (0)	2:39.97	31.72s	31.64s

Finish Position and metres gained

First Arrow shows distance gain/loss from 2nd Qtr to 3rd Qtr, Second Arrow shows distance gain/loss from 3rd Qtr to Finish Blue arrow indicates best gain in these quarters.



800

Visual positions in race at 2nd Quarter



400

Visual positions in race at 3rd Quarter



Collie Race 2 Distance 2050m

Sunday, 3 November 2024


Gross Time: 2:40.50 MileRate: 2:06.00 LeadTime: 34.90s First Qtr: 32.50s Second Qtr: 32.30s Third Qtr: 31.40s Fourth Qtr: 29.40s

DATA TABLE: 800 / 400 Posi's are position from leader and (how wide the horse was at that position)

No	Horse	Plc	Mar	800 Posi	400 Posi	Time	3rd Qtr	4th Qt
8	SISTER ACT	1	0.0m	12.2m (1)	4.6m (3)	2:40.50	30.81s	29.06s
3	IDEAL WHITBY	2	3.1m	4.0m (1)	0.0m (2)	2:40.74	31.11s	29.63s
1	DEVILS COURAGE	3	8.4m	0.0m (0)	0.6m (0)	2:41.15	31.46s	29.97s
6	COHLIN	4	9.8m	4.2m (0)	5.2m (2)	2:41.26	31.49s	29.74s
7	THE BATMOBILE	5	13.2m	8.2m (0)	4.6m (0)	2:41.52	31.15s	30.03s
5	PETER ROMEO	6	14.4m	0.0m (1)	3.6m (1)	2:41.61	31.70s	30.19s
4	FLAMING CULLEN	7	14.6m	12.8m (0)	9.2m (0)	2:41.63	31.14s	29.79s
2	DEBRENIKA	8	33.3m	8.0m (1)	12.8m (1)	2:43.07	31.81s	30.90s

Finish Position and metres gained

First Arrow shows distance gain/loss from 2nd Qtr to 3rd Qtr, Second Arrow shows distance gain/loss from 3rd Qtr to Finish
Blue arrow indicates best gain in these quarters.



8
0
0

Visual positions in race at 2nd Quarter



4
0
0

Visual positions in race at 3rd Quarter



Collie Race 3 Distance 2050m

Sunday, 3 November 2024



Gross Time: 2:38.10 MileRate: 2:04.10 LeadTime: 34.70s First Qtr: 33.20s Second Qtr: 31.50s Third Qtr: 29.90s Fourth Qtr: 28.80s

DATA TABLE: 800 / 400 Posi's are position from leader and (how wide the horse was at that position)


No	Horse	Plc	Mar	800 Posi	400 Posi	Time	3rd Qtr	4th Qt
5	SKIPPIN CLASS	1	0.0m	0.0m (0)	0.0m (0)	2:38.10	29.90s	28.80s
3	JORDANO	2	15.0m	4.2m (0)	5.2m (1)	2:39.23	29.99s	29.50s
4	FOLLOW THE ARK	3	15.2m	5.2m (1)	9.0m (1)	2:39.25	30.19s	29.24s
8	OUR MUSICAL MOTION	4	28.0m	13.6m (2)	13.4m (1)	2:40.22	29.91s	29.85s
1	ALTAIR STAR	5	31.4m	8.2m (0)	9.4m (0)	2:40.47	30.02s	30.38s
7	FOLLOW THE MILKYWAY	6	35.4m	1.2m (1)	8.2m (2)	2:40.78	30.45s	30.75s
6	SWEET SUZI	7	37.7m	13.0m (0)	14.6m (0)	2:40.95	30.05s	30.45s
2	TIMES TICKIN	8	104.0m	9.6m (1)	30.0m (0)	2:45.96	31.49s	34.10s

Finish Position and metres gained

First Arrow shows distance gain/loss from 2nd Qtr to 3rd Qtr, Second Arrow shows distance gain/loss from 3rd Qtr to Finish Blue arrow indicates best gain in these quarters.



Visual positions in race at 2nd Quarter



Visual positions in race at 3rd Quarter

Collie Race 4 Distance 2050m

Sunday, 3 November 2024



Gross Time: 2:41.30 MileRate: 2:06.60 LeadTime: 34.20s First Qtr: 33.10s Second Qtr: 31.90s Third Qtr: 31.00s Fourth Qtr: 31.10s

DATA TABLE: 800 / 400 Posi's are position from leader and (how wide the horse was at that position)

No	Horse	Plc	Mar	800 Posi	400 Posi	Time	3rd Qtr	4th Qt
2	LOVE DEVINE	1	0.0m	4.4m (0)	4.6m (2)	2:41.30	31.02s	30.74s
7	REGIMENTAL STAR	2	1.2m	7.4m (2)	0.0m (2)	2:41.40	30.43s	31.19s
6	MY GRAND ANGUS	3	1.6m	0.2m (1)	0.0m (1)	2:41.43	30.98s	31.22s
5	GALEOCERDO CUVIER	4	3.8m	0.0m (0)	2.4m (0)	2:41.61	31.19s	31.21s
3	THE THIRSTY VET	5	4.7m	11.6m (1)	9.6m (2)	2:41.68	30.85s	30.72s
1	CHALKY WHITE	6	5.6m	8.6m (0)	6.0m (1)	2:41.76	30.80s	31.07s
8	TERASITA	7	11.3m	15.8m (1)	5.6m (3)	2:42.22	30.21s	31.54s
4	SUGAR BOO	8	45.7m	4.2m (1)	14.2m (0)	2:45.02	31.77s	33.54s

Finish Position and metres gained

First Arrow shows distance gain/loss from 2nd Qtr to 3rd Qtr, Second Arrow shows distance gain/loss from 3rd Qtr to Finish
Blue arrow indicates best gain in these quarters.



Visual positions in race at 2nd Quarter



Visual positions in race at 3rd Quarter



Collie Race 5 Distance 2050m

Sunday, 3 November 2024


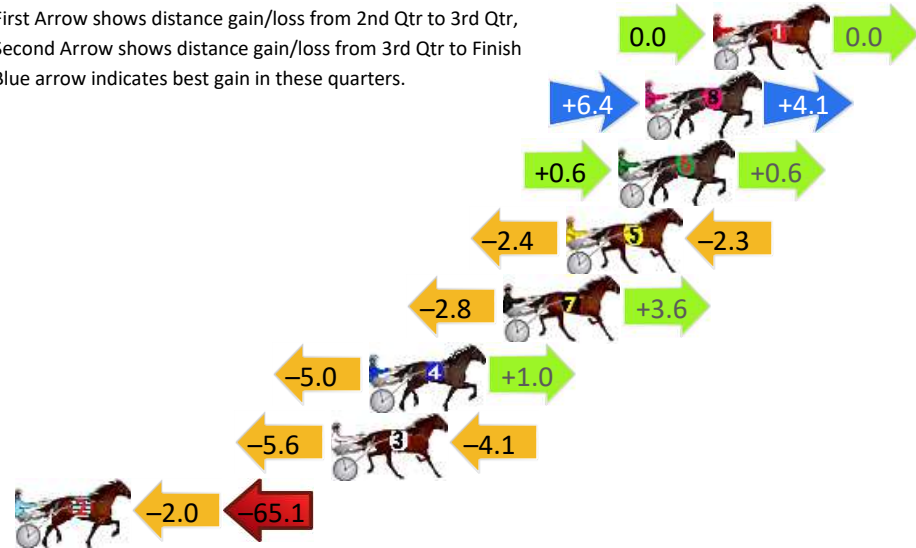
Gross Time: 2:37.30 MileRate: 2:03.50 LeadTime: 34.40s First Qtr: 32.00s Second Qtr: 31.00s Third Qtr: 29.50s Fourth Qtr: 30.40s

DATA TABLE: 800 / 400 Posi's are position from leader and (how wide the horse was at that position)

No	Horse	Plc	Mar	800 Posi	400 Posi	Time	3rd Qtr	4th Qt
1	VALHALLA MISS	1	0.0m	0.0m (0)	0.0m (0)	2:37.30	29.50s	30.40s
8	ZUEDE	2	2.7m	13.2m (0)	6.8m (2)	2:37.51	29.03s	30.09s
6	MAJIC BAY	3	3.8m	5.0m (0)	4.4m (0)	2:37.60	29.46s	30.35s
5	ELLUCIFER	4	5.9m	1.2m (1)	3.6m (1)	2:37.77	29.68s	30.57s
7	ROCKIN THE TREND	5	8.4m	9.2m (0)	12.0m (2)	2:37.97	29.71s	30.13s
4	ASHIMA	6	13.8m	9.8m (1)	14.8m (0)	2:38.40	29.87s	30.32s
3	RAMBO RABBIT	7	15.3m	5.6m (1)	11.2m (1)	2:38.52	29.91s	30.71s
2	KEAYANG YUKON	8	207.1m	140.0m (0)	142.0m (0)	2:53.78	29.58s	35.32s

Finish Position and metres gained

First Arrow shows distance gain/loss from 2nd Qtr to 3rd Qtr, Second Arrow shows distance gain/loss from 3rd Qtr to Finish
Blue arrow indicates best gain in these quarters.



Collie Race 6 Distance 2020m

Sunday, 3 November 2024

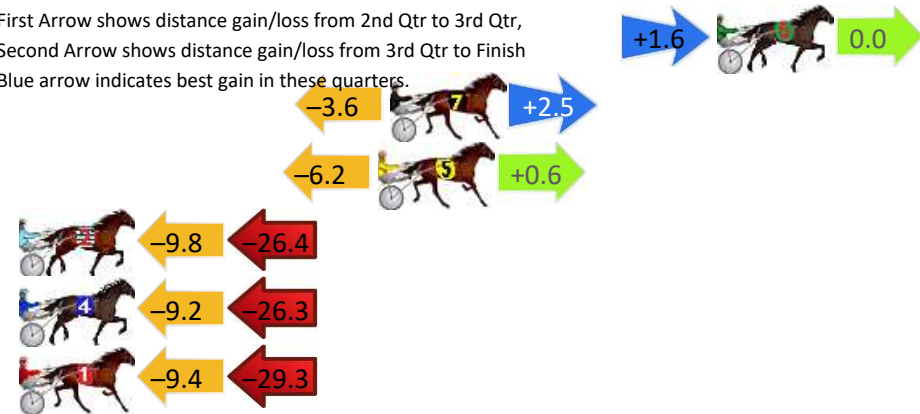
Gross Time: 2:41.90 MileRate: 2:07.10 LeadTime: 36.70s First Qtr: 32.00s Second Qtr: 31.80s Third Qtr: 31.20s Fourth Qtr: 30.20s

DATA TABLE: 800 / 400 Posi's are position from leader and (how wide the horse was at that position)

NoHorse	Plc	Mar	800 Posi	400 Posi	Time	3rd Qtr	4th Qt
6 LUCIENNE	1	0.0m	1.6m (1)	0.0m (0)	2:41.90	31.08s	30.20s
7 ISAIDBOO	2	13.1m	12.0m (0)	15.6m (0)	2:42.94	31.47s	30.01s
5 HEAVENLY BLISS	3	13.6m	8.0m (0)	14.2m (3)	2:42.98	31.67s	30.15s
2 SATAN PRINCESS	4	36.2m	0.0m (0)	9.8m (0)	2:44.76	31.98s	32.18s
4 READY TO ATTACK	5	41.5m	6.0m (1)	15.2m (2)	2:45.18	31.93s	32.17s
1 MAPLE MAREE	6	42.7m	4.0m (0)	13.4m (1)	2:45.28	31.95s	32.40s


Finish Position and metres gained

First Arrow shows distance gain/loss from 2nd Qtr to 3rd Qtr,
Second Arrow shows distance gain/loss from 3rd Qtr to Finish
Blue arrow indicates best gain in these quarters.



8
0
0

Visual positions in race at 2nd Quarter



4
0
0

Visual positions in race at 3rd Quarter



Collie Race 7 Distance 2050m

Sunday, 3 November 2024

Gross Time: 2:41.80 MileRate: 2:07.00 LeadTime: 35.00s First Qtr: 32.90s Second Qtr: 32.80s Third Qtr: 31.10s Fourth Qtr: 30.00s

DATA TABLE: 800 / 400 Posi's are position from leader and (how wide the horse was at that position)

NoHorse	Plc	Mar	800 Posi	400 Posi	Time	3rd Qtr	4th Qt
2 HURRICANEHOPE	1	0.0m	5.6m (1)	1.8m (1)	2:41.80	30.81s	29.87s
5 YO ADRIAN	2	5.0m	0.0m (0)	0.0m (0)	2:42.19	31.11s	30.37s
1 STAR OF THE GALAXY	3	5.9m	4.2m (0)	4.0m (0)	2:42.26	31.09s	30.14s
4 BOUNCE BACK BUDDY	4	9.1m	8.2m (0)	8.0m (0)	2:42.52	31.09s	30.08s
3 FRANKENSTEINSBRIDE	5	17.3m	14.2m (1)	9.2m (2)	2:43.16	30.73s	30.60s
6 CODENAME ELLIOT	6	35.1m	1.4m (1)	5.8m (1)	2:44.56	31.47s	32.19s
7 HOLD YOUR FIRE	7	42.4m	10.2m (1)	9.4m (3)	2:45.13	31.08s	32.46s

Finish Position and metres gained

First Arrow shows distance gain/loss from 2nd Qtr to 3rd Qtr, Second Arrow shows distance gain/loss from 3rd Qtr to Finish Blue arrow indicates best gain in these quarters.

