

Northam Race 1 Distance 1780m

Saturday, 2 November 2024




Gross Time: 2:13.80 MileRate: 2:01.00 LeadTime: 14.20s First Qtr: 31.30s Second Qtr: 30.50s Third Qtr: 28.00s Fourth Qtr: 29.80s

DATA TABLE: 800 / 400 Posi's are position from leader and (how wide the horse was at that position)

No	Horse	Plc	Mar	800 Posi	400 Posi	Time	3rd Qtr	4th Qt
3	FLY SHE CAN	1	0.0m	4.0m (0)	0.0m (0)	2:13.80	27.71s	29.80s
4	THE FIRST CUT	2	1.7m	3.8m (1)	10.4m (1)	2:13.93	28.49s	29.16s
1	DREAM WORLD MISS	3	2.0m	14.2m (0)	18.4m (0)	2:13.96	28.34s	28.59s
10	SHOOBEE'S DOUBLE	4	5.0m	10.6m (2)	10.0m (2)	2:14.19	27.97s	29.43s
9	SHES ALL GO	5	6.2m	0.0m (2)	2.0m (1)	2:14.28	28.13s	30.11s
8	MARGIMAC	6	12.9m	8.2m (1)	14.8m (1)	2:14.81	28.48s	29.66s
5	HOPE PREVAILS	7	17.4m	21.4m (1)	31.0m (1)	2:15.16	28.72s	28.79s
2	BONPOPPY	8	20.7m	8.4m (0)	12.8m (0)	2:15.42	28.30s	30.39s
7	DELIVER ROCKNROLL	9	29.4m	20.6m (0)	30.0m (0)	2:16.10	28.68s	29.76s
6	LUNAR MISS	10	39.9m	33.0m (0)	37.0m (0)	2:16.92	28.28s	30.01s

Finish Position and metres gained

First Arrow shows distance gain/loss from 2nd Qtr to 3rd Qtr, Second Arrow shows distance gain/loss from 3rd Qtr to Finish
Blue arrow indicates best gain in these quarters.



Northam Race 2 Distance 2190m

Saturday, 2 November 2024


Gross Time: 2:45.60 MileRate: 2:01.70 LeadTime: 44.30s First Qtr: 31.90s Second Qtr: 31.80s Third Qtr: 29.30s Fourth Qtr: 28.30s

DATA TABLE: 800 / 400 Posi's are position from leader and (how wide the horse was at that position)

No	Horse	Plc	Mar	800 Posi	400 Posi	Time	3rd Qtr	4th Qt
3	AMARETTO ANGEL	1	0.0m	0.0m (0)	0.0m (0)	2:45.60	29.30s	28.30s
7	TEMPT THE STARS	2	4.5m	8.2m (0)	10.0m (0)	2:45.93	29.42s	27.91s
5	MANEA	3	4.8m	19.0m (2)	0.6m (1)	2:45.96	27.99s	28.60s
1	AIR MARSHAL	4	5.7m	4.2m (0)	4.2m (0)	2:46.02	29.30s	28.41s
6	ALLWOODS CHEVRON	5	7.4m	12.4m (0)	15.4m (0)	2:46.15	29.50s	27.74s
9	PERFECT MOVE	6	23.1m	12.0m (1)	15.2m (2)	2:47.32	29.54s	28.86s
2	THERE AND THEN	7	24.8m	8.2m (1)	13.6m (1)	2:47.44	29.70s	29.09s
4	OURFIRSTIMPRESSIO N	8	30.3m	4.4m (1)	9.8m (1)	2:47.85	29.71s	29.74s
8	RIPPER VIEW	9	58.0m	0.4m (1)	5.6m (1)	2:49.91	29.74s	31.99s
10	IDEAL INTEREST	10	117.2m	16.0m (1)	23.0m (3)	2:54.31	29.92s	34.93s

Finish Position and metres gained

First Arrow shows distance gain/loss from 2nd Qtr to 3rd Qtr,
Second Arrow shows distance gain/loss from 3rd Qtr to Finish
Blue arrow indicates best gain in these quarters.



800

Visual positions in race at 2nd Quarter



400

Visual positions in race at 3rd Quarter



Northam Race 3 Distance 1780m

Saturday, 2 November 2024


Gross Time: 2:10.90 MileRate: 1:58.40 LeadTime: 12.60s First Qtr: 29.80s Second Qtr: 29.20s Third Qtr: 29.60s Fourth Qtr: 29.70s

DATA TABLE: 800 / 400 Posi's are position from leader and (how wide the horse was at that position)

No	Horse	Plc	Mar	800 Posi	400 Posi	Time	3rd Qtr	4th Qt
1	FIORD	1	0.0m	5.4m (0)	4.2m (0)	2:10.90	29.51s	29.39s
8	BETTERTHAN SECRET	2	1.4m	11.2m (1)	9.2m (2)	2:11.01	29.45s	29.12s
2	BANK NOTICE	3	4.4m	0.0m (0)	0.0m (0)	2:11.24	29.60s	30.02s
10	FIREPLAY	4	5.2m	19.2m (1)	18.4m (2)	2:11.30	29.54s	28.73s
4	LETS ROCK TONIGHT	5	6.0m	3.2m (1)	3.2m (1)	2:11.37	29.60s	29.91s
7	DANNIKA	6	9.3m	11.0m (0)	9.4m (0)	2:11.62	29.48s	29.69s
6	CROWDED REACTOR	7	11.3m	23.4m (1)	21.4m (1)	2:11.78	29.45s	28.95s
9	BATAVIA PLAYBOY	8	13.1m	15.2m (1)	14.6m (2)	2:11.92	29.56s	29.59s
5	CRACKA TINNY	9	14.2m	16.2m (0)	14.2m (1)	2:12.01	29.45s	29.70s
3	GOODONYA MATE	10	18.5m	7.2m (1)	8.6m (1)	2:12.34	29.70s	30.43s

Finish Position and metres gained

First Arrow shows distance gain/loss from 2nd Qtr to 3rd Qtr, Second Arrow shows distance gain/loss from 3rd Qtr to Finish
Blue arrow indicates best gain in these quarters.



800

Visual positions in race at 2nd Quarter



400

Visual positions in race at 3rd Quarter



Sectional Analysis Software

Not just form | Free Trial

www.facebook.com/PJHarnessRacing



RISE Digital, Harness Racing Australia nor the provider accepts any responsibility for the completeness or accuracy of any of the information contained herein, and makes no representations about its suitability for any particular purpose. Users should make their own judgements about those matters and/or seek independent advice. You assume all risks associated with use of data provided on this page

Northam Race 4 Distance 1780m

Saturday, 2 November 2024


Gross Time: 2:11.30 MileRate: 1:58.70 LeadTime: 13.00s First Qtr: 29.70s Second Qtr: 30.20s Third Qtr: 29.10s Fourth Qtr: 29.30s

DATA TABLE: 800 / 400 Posi's are position from leader and (how wide the horse was at that position)

No	Horse	Plc	Mar	800 Posi	400 Posi	Time	3rd Qtr	4th Qt
4	BIG BOZZ	1	0.0m	0.0m (0)	0.0m (0)	2:11.30	29.10s	29.30s
9	STATE MY CASE	2	4.9m	16.6m (1)	11.0m (2)	2:11.68	28.70s	28.86s
5	LOCAL RESIDENT	3	5.7m	12.6m (1)	6.2m (2)	2:11.74	28.64s	29.26s
7	STAPLETON	4	9.5m	8.6m (0)	10.6m (0)	2:12.03	29.25s	29.22s
10	HUGHEY	5	10.3m	16.6m (0)	15.6m (2)	2:12.09	29.03s	28.91s
3	ALTA EGO	6	14.4m	3.6m (1)	5.2m (1)	2:12.41	29.21s	29.97s
6	ALL ABOUT AMERICA	7	18.6m	20.4m (1)	20.6m (1)	2:12.73	29.12s	29.15s
8	MUMMAS LITTLE STAR	8	19.7m	12.6m (0)	16.0m (0)	2:12.81	29.35s	29.57s
1	HEEZ TRUE BLUE	9	22.4m	4.6m (0)	6.6m (0)	2:13.02	29.24s	30.45s
2	JUST A HAPPY MAN	10	40.6m	7.8m (1)	10.4m (1)	2:14.42	29.28s	31.50s

Finish Position and metres gained

First Arrow shows distance gain/loss from 2nd Qtr to 3rd Qtr, Second Arrow shows distance gain/loss from 3rd Qtr to Finish
Blue arrow indicates best gain in these quarters.



800

Visual positions in race at 2nd Quarter



400

Visual positions in race at 3rd Quarter



Northam Race 5 Distance 2190m

Saturday, 2 November 2024


Gross Time: 2:42.90 MileRate: 1:59.70 LeadTime: 43.00s First Qtr: 30.60s Second Qtr: 30.20s Third Qtr: 29.90s Fourth Qtr: 29.20s

DATA TABLE: 800 / 400 Posi's are position from leader and (how wide the horse was at that position)

No	Horse	Plc	Mar	800 Posi	400 Posi	Time	3rd Qtr	4th Qt
5	ARIONROCK	1	0.0m	14.4m (2)	6.2m (2)	2:42.90	29.29s	28.75s
10	SPUDMEISTER	2	6.2m	10.2m (2)	2.0m (2)	2:43.37	29.30s	29.50s
6	MAJOR MANHATTAN	3	7.9m	16.8m (1)	10.0m (2)	2:43.51	29.40s	29.05s
7	LUHRSY	4	8.8m	4.6m (0)	4.4m (0)	2:43.57	29.89s	29.52s
3	DEL BOCAVISTA BAY	5	8.9m	8.2m (1)	9.6m (1)	2:43.58	30.00s	29.15s
9	MISTER PICCOLO	6	9.2m	12.2m (1)	13.8m (1)	2:43.60	30.01s	28.87s
1	ELEPHANT ROCK	7	11.5m	0.4m (0)	0.0m (0)	2:43.78	29.88s	30.03s
2	IMMACHULATE	8	18.6m	0.0m (1)	0.8m (1)	2:44.32	29.97s	30.49s
8	CAMEOS DELIGHT	9	24.6m	9.4m (0)	10.4m (0)	2:44.78	29.99s	30.23s
4	ROCKNROLL SLOY	10	35.0m	4.0m (1)	5.2m (1)	2:45.58	30.01s	31.36s

Finish Position and metres gained

First Arrow shows distance gain/loss from 2nd Qtr to 3rd Qtr, Second Arrow shows distance gain/loss from 3rd Qtr to Finish
Blue arrow indicates best gain in these quarters.



800

Visual positions in race at 2nd Quarter



400

Visual positions in race at 3rd Quarter



Powered by



Harness Analyser

Sectional Analysis Software

Not just form | Free Trial



www.facebook.com/PJHarnessRacing

RISE Digital, Harness Racing Australia nor the provider accepts any responsibility for the completeness or accuracy of any of the information contained herein, and makes no representations about its suitability for any particular purpose. Users should make their own judgements about those matters and/or seek independent advice. You assume all risks associated with use of data provided on this page

Northam Race 6 Distance 2620m

Saturday, 2 November 2024


Gross Time: 3:12.70 MileRate: 1:58.40 LeadTime: 75.60s First Qtr: 30.60s Second Qtr: 29.30s Third Qtr: 28.70s Fourth Qtr: 28.50s

DATA TABLE: 800 / 400 Posi's are position from leader and (how wide the horse was at that position)

No	Horse	Plc	Mar	800 Posi	400 Posi	Time	3rd Qtr	4th Qt
2	YA BETTOR FOLLOWME	1	0.0m	9.0m (0)	7.2m (1)	3:12.70	28.57s	27.99s
1	RECOVER LOVER	2	0.8m	5.0m (0)	4.6m (0)	3:12.76	28.67s	28.23s
8	MIKIPELO	3	2.9m	0.0m (0)	0.0m (0)	3:12.92	28.70s	28.71s
6	BARBADOS	4	7.0m	2.2m (1)	3.2m (1)	3:13.22	28.77s	28.77s
7	MISTER MACEDON	5	7.3m	13.8m (0)	9.2m (0)	3:13.25	28.37s	28.37s
9	EYE BETTER	6	17.3m	13.0m (2)	6.4m (2)	3:13.99	28.23s	29.27s
5	AMERICAN MONARCH	7	23.4m	16.8m (2)	11.4m (2)	3:14.45	28.32s	29.35s
4	SLEEK AND SWEET	8	31.2m	19.0m (0)	14.2m (0)	3:15.04	28.36s	29.70s
3	BELLS FOOL	9	129.6m	9.4m (1)	26.0m (0)	3:22.40	29.91s	35.84s

Finish Position and metres gained

First Arrow shows distance gain/loss from 2nd Qtr to 3rd Qtr, Second Arrow shows distance gain/loss from 3rd Qtr to Finish Blue arrow indicates best gain in these quarters.



800

Visual positions in race at 2nd Quarter



400

Visual positions in race at 3rd Quarter



Northam Race 7 Distance 2150m

Saturday, 2 November 2024

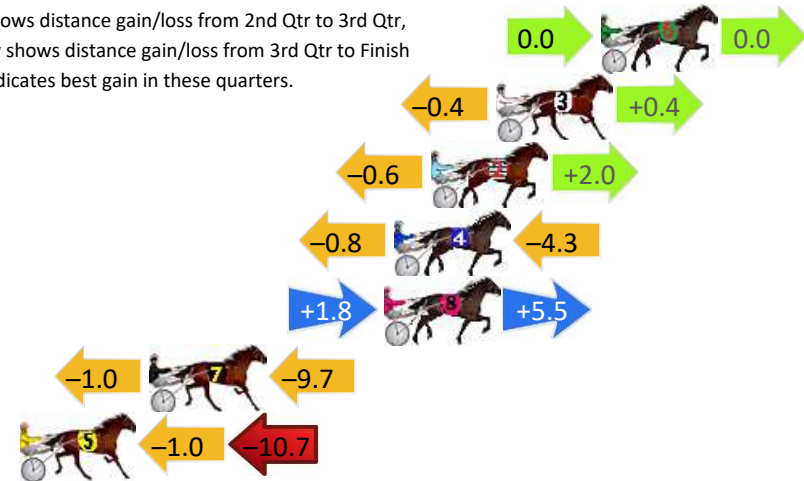
Gross Time: 2:46.30 MileRate: 2:03.30 LeadTime: 45.50s First Qtr: 32.40s Second Qtr: 30.90s Third Qtr: 28.90s Fourth Qtr: 28.60s

DATA TABLE: 800 / 400 Posi's are position from leader and (how wide the horse was at that position)

No	Horse	Plc	Mar	800 Posi	400 Posi	Time	3rd Qtr	4th Qt
6	YOUR GRACE	1	0.0m	0.0m (0)	0.0m (0)	2:46.30	28.90s	28.60s
3	RISING SPIRIT	2	4.2m	4.2m (0)	4.6m (0)	2:46.62	28.93s	28.57s
2	PENTHOUSE	3	6.8m	8.2m (0)	8.8m (0)	2:46.81	28.94s	28.46s
4	INEEDA DRINK	4	8.3m	3.2m (1)	4.0m (1)	2:46.92	28.96s	28.91s
8	ADDA PARIS	5	8.7m	16.0m (0)	14.2m (0)	2:46.95	28.77s	28.21s
7	KEPTAIN COURAGEOUS	6	18.1m	7.4m (1)	8.4m (1)	2:47.66	28.98s	29.29s
5	MAJOR DALTON	7	23.3m	11.6m (1)	12.6m (1)	2:48.05	28.98s	29.36s


Finish Position and metres gained

First Arrow shows distance gain/loss from 2nd Qtr to 3rd Qtr,
Second Arrow shows distance gain/loss from 3rd Qtr to Finish
Blue arrow indicates best gain in these quarters.



8
0
0

Visual positions in race at 2nd Quarter



4
0
0

Visual positions in race at 3rd Quarter



Sectional Analysis Software
Not just form | Free Trial



RISE Digital, Harness Racing Australia nor the provider accepts any responsibility for the completeness or accuracy of any of the information contained herein, and makes no representations about its suitability for any particular purpose. Users should make their own judgements about those matters and/or seek independent advice. You assume all risks associated with use of data provided on this page

www.facebook.com/PJHarnessRacing

Northam Race 8 Distance 2190m

Saturday, 2 November 2024

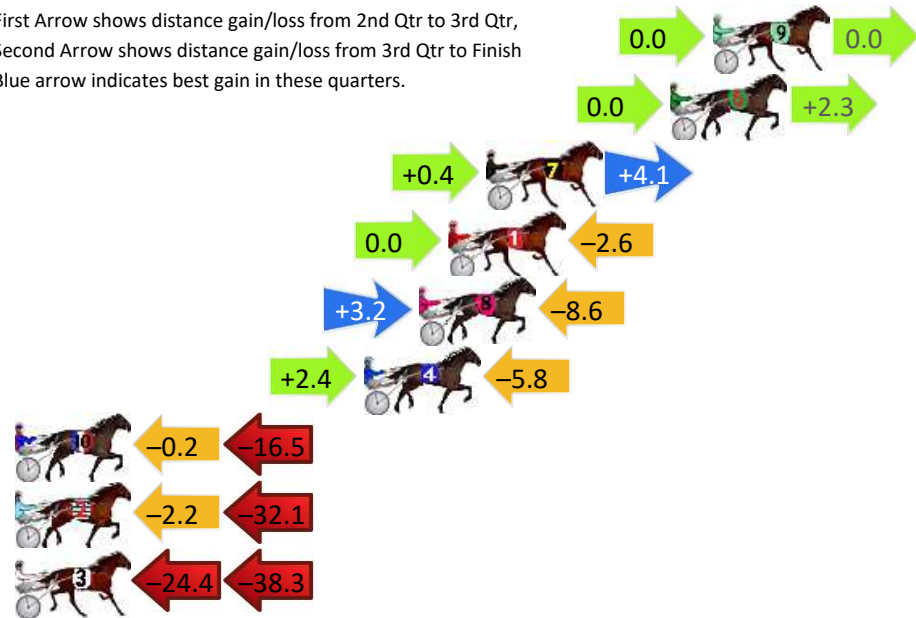
Gross Time: 2:48.10 MileRate: 2:03.50 LeadTime: 44.00s First Qtr: 32.40s Second Qtr: 32.30s Third Qtr: 30.50s Fourth Qtr: 28.90s

DATA TABLE: 800 / 400 Posi's are position from leader and (how wide the horse was at that position)

NoHorse	Plc	Mar	800 Posi	400 Posi	Time	3rd Qtr	4th Qt
9 MARLEDIE	1	0.0m	0.0m (0)	0.0m (0)	2:48.10	30.50s	28.90s
6 BLIND EDITION	2	1.7m	4.0m (0)	4.0m (0)	2:48.23	30.50s	28.73s
7 CRETACEOUS	3	9.1m	13.6m (0)	13.2m (1)	2:48.79	30.46s	28.61s
1 ON GOLDEN ROAD	4	10.6m	8.0m (0)	8.0m (0)	2:48.90	30.51s	29.09s
8 CAPPY THE FIREY	5	11.8m	6.4m (1)	3.2m (2)	2:48.99	30.28s	29.52s
4 WHOOPSADAISSY	6	14.0m	10.6m (1)	8.2m (2)	2:49.16	30.33s	29.32s
10 MELORSUE DEE	7	34.5m	17.8m (0)	18.0m (0)	2:50.72	30.55s	30.09s
2 MIDNIGHT REUNION	8	36.7m	2.4m (1)	4.6m (1)	2:50.88	30.73s	31.21s
3 CHRISTOPHANO	9	78.3m	15.6m (1)	40.0m (0)	2:54.04	32.38s	31.65s

Finish Position and metres gained

First Arrow shows distance gain/loss from 2nd Qtr to 3rd Qtr,
Second Arrow shows distance gain/loss from 3rd Qtr to Finish
Blue arrow indicates best gain in these quarters.



800

Visual positions in race at 2nd Quarter



400

Visual positions in race at 3rd Quarter

