

Pinjarra Race 1 Distance 2631m

Monday, 14 October 2024

Gross Time: 3:25.30

MileRate: 2:04.60

LeadTime: 81.20s

First Qtr: 32.60s

Second Qtr: 31.40s

Third Qtr: 29.60s


Fourth Qtr: 30.50s

DATA TABLE: 800 / 400 Posi's are position from leader and (how wide the horse was at that position)

No	Horse	Plc	Mar	800 Posi	400 Posi	Time	3rd Qtr	4th Qt
7	MAJESTIC MARION	1	0.0m	0.0m (0)	0.0m (0)	3:25.30	29.60s	30.50s
8	DREAMBIGAIMHIGH	2	12.0m	9.2m (1)	6.2m (1)	3:26.26	29.37s	30.94s
1	THE BEAT	3	18.0m	9.6m (0)	10.4m (0)	3:26.74	29.65s	31.08s
3	THE HONOURS	4	19.8m	13.8m (1)	14.2m (2)	3:26.88	29.62s	30.92s
2	TILTHERSUNSETS	5	28.8m	4.6m (0)	6.0m (0)	3:27.60	29.68s	32.23s
6	HEZA WHIZARD	6	31.3m	19.8m (0)	20.2m (1)	3:27.80	29.62s	31.34s
9	ABUNDANCE	7	33.8m	15.4m (0)	17.0m (0)	3:28.00	29.70s	31.77s
5	SUNNYS LITTLE ROSE	8	40.8m	23.8m (0)	21.8m (0)	3:28.56	29.43s	31.94s
4	YOUR KIDDING	9	57.1m	5.6m (1)	11.0m (1)	3:29.86	29.95s	34.00s

Finish Position and metres gained

First Arrow shows distance gain/loss from 2nd Qtr to 3rd Qtr,
Second Arrow shows distance gain/loss from 3rd Qtr to Finish
Blue arrow indicates best gain in these quarters.



800

Visual positions in race at 2nd Quarter



400

Visual positions in race at 3rd Quarter



Powered by



Harness Analyser

Sectional Analysis Software

Not just form | Free Trial

www.facebook.com/PJHarnessRacing



RISE Digital, Harness Racing Australia nor the provider accepts any responsibility for the completeness or accuracy of any of the information contained herein, and makes no representations about its suitability for any particular purpose. Users should make their own judgements about those matters and/or seek independent advice. You assume all risks associated with use of data provided on this page

Pinjarra Race 2 Distance 2185m

Monday, 14 October 2024


Gross Time: 2:42.30 MileRate: 1:59.50 LeadTime: 42.60s First Qtr: 31.40s Second Qtr: 30.70s Third Qtr: 28.60s Fourth Qtr: 29.00s

DATA TABLE: 800 / 400 Posi's are position from leader and (how wide the horse was at that position)

No	Horse	Plc	Mar	800 Posi	400 Posi	Time	3rd Qtr	4th Qt
4	HOLD THAT GOLD	1	0.0m	0.0m (0)	0.0m (0)	2:42.30	28.60s	29.00s
2	SELLUNE	2	5.3m	4.0m (0)	5.2m (0)	2:42.70	28.69s	29.01s
8	MARENGO BAY	3	6.2m	8.2m (0)	10.8m (0)	2:42.77	28.79s	28.67s
6	PATCHED	4	12.8m	2.0m (1)	2.6m (1)	2:43.27	28.64s	29.74s
7	MRIYA DREAM	5	14.3m	6.6m (1)	7.2m (1)	2:43.39	28.64s	29.51s
9	NICKYS SON	6	14.4m	15.4m (1)	7.2m (2)	2:43.40	28.01s	29.52s
10	BEEFOUR BACARDI	7	16.1m	12.6m (0)	15.6m (0)	2:43.53	28.81s	29.04s
5	THATS NOT MY GAIT	8	18.0m	19.4m (1)	19.2m (1)	2:43.67	28.59s	28.91s
11	TAIMATE ANGUS	9	21.1m	16.6m (0)	20.0m (0)	2:43.91	28.84s	29.08s
3	SKY EAGLE	10	28.0m	10.8m (1)	15.0m (1)	2:44.43	28.89s	29.94s
1	ELISH STAR	11	106.0m	30.0m (0)	65.0m (0)	2:50.37	31.09s	31.96s

Finish Position and metres gained

First Arrow shows distance gain/loss from 2nd Qtr to 3rd Qtr,
Second Arrow shows distance gain/loss from 3rd Qtr to Finish
Blue arrow indicates best gain in these quarters.



800

Visual positions in race at 2nd Quarter



400

Visual positions in race at 3rd Quarter



Pinjarra Race 3 Distance 2185m

Monday, 14 October 2024


Gross Time: 2:43.60 MileRate: 2:00.50 LeadTime: 43.20s First Qtr: 30.90s Second Qtr: 30.00s Third Qtr: 28.40s Fourth Qtr: 31.10s

DATA TABLE: 800 / 400 Posi's are position from leader and (how wide the horse was at that position)

NoHorse	Plc	Mar	800 Posi	400 Posi	Time	3rd Qtr	4th Qt
11 MAJOR DISCO	1	0.0m	4.6m (1)	0.0m (0)	2:43.60	28.06s	31.10s
8 LUZIA	2	3.6m	13.0m (0)	19.8m (1)	2:43.89	28.96s	29.85s
9 EVERYWHERE MAN	3	5.4m	0.6m (1)	8.4m (1)	2:44.04	28.99s	30.87s
5 MARGIMAC	4	9.1m	8.6m (1)	11.2m (2)	2:44.34	28.60s	30.94s
1 CRUNCH THE NUMBERS	5	9.9m	3.8m (0)	13.4m (1)	2:44.41	29.12s	30.83s
3 MICKEY BE SWIFT	6	12.3m	0.0m (0)	8.6m (0)	2:44.60	29.02s	31.39s
2 RAVENOUS ROMEO	7	17.4m	8.6m (0)	16.6m (0)	2:45.01	28.99s	31.16s
7 WRITE RITE RIGHT	8	17.9m	17.0m (1)	12.2m (3)	2:45.06	28.03s	31.54s
4 MY SALINA	9	26.1m	22.8m (0)	30.4m (0)	2:45.72	28.98s	30.77s
10 LUNAR MISS	10	43.6m	17.4m (0)	23.8m (2)	2:47.15	28.81s	32.63s
6 ELVIRA JANE	11	88.5m	12.8m (1)	17.0m (2)	2:50.80	28.47s	36.63s

Finish Position and metres gained

First Arrow shows distance gain/loss from 2nd Qtr to 3rd Qtr,
Second Arrow shows distance gain/loss from 3rd Qtr to Finish
Blue arrow indicates best gain in these quarters.



800

Visual positions in race at 2nd Quarter



400

Visual positions in race at 3rd Quarter



Powered by



Harness Analyser

Sectional Analysis Software

Not just form | Free Trial

www.facebook.com/PJHarnessRacing



RISE Digital, Harness Racing Australia nor the provider accepts any responsibility for the completeness or accuracy of any of the information contained herein, and makes no representations about its suitability for any particular purpose. Users should make their own judgements about those matters and/or seek independent advice. You assume all risks associated with use of data provided on this page

Pinjarra Race 4 Distance 2185m

Monday, 14 October 2024


Gross Time: 2:45.20 MileRate: 2:01.70 LeadTime: 43.20s First Qtr: 31.60s Second Qtr: 30.50s Third Qtr: 28.90s Fourth Qtr: 31.00s

DATA TABLE: 800 / 400 Posi's are position from leader and (how wide the horse was at that position)

No	Horse	Plc	Mar	800 Posi	400 Posi	Time	3rd Qtr	4th Qt
5	SEASIDEJO	1	0.0m	0.0m (0)	0.0m (0)	2:45.20	28.90s	31.00s
12	SWITCH BLADE	2	6.3m	8.4m (0)	12.2m (0)	2:45.71	29.20s	30.55s
2	YO ADRIAN	3	7.4m	11.2m (1)	11.4m (1)	2:45.80	28.93s	30.69s
4	WALLEN	4	9.7m	15.4m (1)	14.8m (2)	2:45.99	28.87s	30.61s
10	AIR MARSHAL	5	16.8m	19.8m (1)	22.8m (1)	2:46.56	29.14s	30.54s
7	HOLD YOUR FIRE	6	17.1m	27.0m (0)	19.0m (2)	2:46.59	28.31s	30.85s
9	CARA DIANA	7	18.9m	21.8m (0)	27.4m (1)	2:46.73	29.34s	30.34s
6	CODENAME ELLIOT	8	19.9m	12.8m (0)	16.0m (1)	2:46.81	29.13s	31.30s
11	STAR OF THE GALAXY	9	20.1m	24.6m (1)	18.2m (3)	2:46.83	28.42s	31.15s
3	COUNT BOSCAR	10	34.2m	7.2m (1)	7.4m (1)	2:47.97	28.84s	33.07s
8	IDONTWANABEAPIR ATE	11	44.8m	17.0m (0)	22.8m (0)	2:48.83	29.27s	32.70s
1	DOUBLE EDGED	12	68.0m	4.4m (0)	7.8m (0)	2:50.71	29.00s	35.64s

Finish Position and metres gained

First Arrow shows distance gain/loss from 2nd Qtr to 3rd Qtr,
Second Arrow shows distance gain/loss from 3rd Qtr to Finish
Blue arrow indicates best gain in these quarters.



800

Visual positions in race at 2nd Quarter



400

Visual positions in race at 3rd Quarter



Powered by
PJ Harness Analyser

Sectional Analysis Software
Not just form | Free Trial

www.facebook.com/PJHarnessRacing



RISE Digital, Harness Racing Australia nor the provider accepts any responsibility for the completeness or accuracy of any of the information contained herein, and makes no representations about its suitability for any particular purpose. Users should make their own judgements about those matters and/or seek independent advice. You assume all risks associated with use of data provided on this page

Pinjarra Race 5 Distance 2185m

Monday, 14 October 2024




Gross Time: 2:43.30 MileRate: 2:00.30 LeadTime: 41.90s First Qtr: 31.00s Second Qtr: 30.80s Third Qtr: 30.40s Fourth Qtr: 29.20s

DATA TABLE: 800 / 400 Posi's are position from leader and (how wide the horse was at that position)

No	Horse	Plc	Mar	800 Posi	400 Posi	Time	3rd Qtr	4th Qt
6	JUST ALL STYLE	1	0.0m	14.6m (1)	0.6m (2)	2:43.30	29.36s	29.16s
2	SOUNDS TREACHEROUS	2	14.4m	10.8m (1)	0.0m (1)	2:44.40	29.62s	30.25s
5	CARMELA DOMENICA	3	19.2m	19.0m (0)	6.2m (1)	2:44.77	29.47s	30.14s
3	LOW FLYIN	4	21.7m	23.4m (1)	12.2m (2)	2:44.96	29.58s	29.89s
4	AGENT BOOTH	5	37.0m	23.0m (0)	11.0m (1)	2:46.13	29.55s	31.09s
1	WHOOPSADAISY	6	39.6m	9.8m (0)	6.6m (0)	2:46.33	30.21s	31.60s
9	JACK MANNIX	7	40.0m	27.6m (1)	17.6m (1)	2:46.36	29.69s	30.83s
10	EBEE AVIATOR	8	44.6m	19.4m (1)	8.2m (2)	2:46.72	29.62s	31.84s
7	IWILL NEVER KNOW	9	58.2m	0.0m (0)	2.6m (0)	2:47.76	30.68s	33.24s
8	DEBRENIKA	10	64.7m	14.8m (0)	11.0m (0)	2:48.26	30.20s	33.10s
11	THINGS CHANGE	11	146.3m	70.0m (0)	110.0m (0)	2:54.51	33.42s	31.84s

Finish Position and metres gained

First Arrow shows distance gain/loss from 2nd Qtr to 3rd Qtr, Second Arrow shows distance gain/loss from 3rd Qtr to Finish
Blue arrow indicates best gain in these quarters.



Pinjarra Race 6 Distance 1684m

Monday, 14 October 2024



Gross Time: 1:59.70 MileRate: 1:54.40 LeadTime: 4.60s First Qtr: 28.50s Second Qtr: 29.10s Third Qtr: 28.60s Fourth Qtr: 28.90s

DATA TABLE: 800 / 400 Posi's are position from leader and (how wide the horse was at that position)

NoHorse	Plc	Mar	800 Posi	400 Posi	Time	3rd Qtr	4th Qt
11 OUR SANDY SHORE	1	0.0m	5.8m (2)	3.0m (2)	1:59.70	28.40s	28.68s
8 OUR LILLOU	2	0.1m	8.4m (0)	9.2m (1)	1:59.71	28.66s	28.25s
4 GET THE BOOTH	3	0.8m	18.8m (1)	13.2m (3)	1:59.76	28.20s	28.01s
3 SWEET IVY	4	1.9m	6.4m (1)	8.4m (2)	1:59.84	28.75s	28.43s
9 SEAGRASS	5	3.9m	10.2m (1)	7.8m (3)	1:60.00	28.43s	28.62s
7 OUR LADY JEN	6	5.1m	14.2m (1)	12.6m (2)	2:00.09	28.49s	28.36s
2 IRRESISTIBLE	7	5.6m	0.0m (0)	0.0m (0)	2:00.12	28.60s	29.30s
6 SUNSHINE SWIFT	8	10.4m	12.4m (0)	12.8m (0)	2:00.49	28.63s	28.73s
1 ROCKNROLL SLOY	9	18.6m	4.4m (0)	5.0m (0)	2:01.11	28.64s	29.88s
5 DREAM CONTROL	10	44.4m	2.4m (1)	5.4m (1)	2:03.07	28.80s	31.70s
10 SECRET REACTION	11	103.7m	24.0m (1)	36.0m (0)	2:07.57	29.43s	33.76s

Finish Position and metres gained

First Arrow shows distance gain/loss from 2nd Qtr to 3rd Qtr,
Second Arrow shows distance gain/loss from 3rd Qtr to Finish
Blue arrow indicates best gain in these quarters.



Visual positions in race at 2nd Quarter

800



Visual positions in race at 3rd Quarter

400



Powered by



Harness Analyser

Sectional Analysis Software

Not just form | Free Trial

www.facebook.com/PJHarnessRacing



RISE Digital, Harness Racing Australia nor the provider accepts any responsibility for the completeness or accuracy of any of the information contained herein, and makes no representations about its suitability for any particular purpose. Users should make their own judgements about those matters and/or seek independent advice. You assume all risks associated with use of data provided on this page

Pinjarra Race 7 Distance 2185m

Monday, 14 October 2024

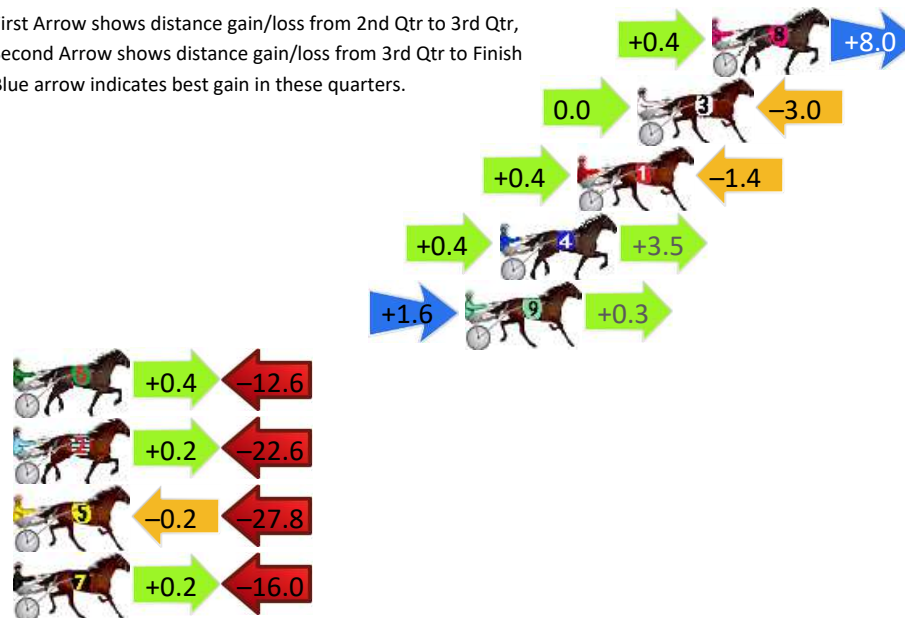
Gross Time: 2:40.80 MileRate: 1:58.40 LeadTime: 43.40s First Qtr: 32.00s Second Qtr: 28.50s Third Qtr: 28.80s Fourth Qtr: 28.10s

DATA TABLE: 800 / 400 Posi's are position from leader and (how wide the horse was at that position)

No	Horse	Plc	Mar	800 Posi	400 Posi	Time	3rd Qtr	4th Qt
8	SWEET LUCIFER	1	0.0m	8.4m (0)	8.0m (0)	2:40.80	28.76s	27.54s
3	IM LIGHTNING BANNER	2	3.0m	0.0m (0)	0.0m (0)	2:41.02	28.80s	28.31s
1	ITS JUSTA SHOTAWAY	3	5.4m	4.4m (0)	4.0m (0)	2:41.20	28.77s	28.20s
4	SPUDMEISTER	4	8.5m	12.4m (0)	12.0m (0)	2:41.43	28.77s	27.86s
9	HEZ SAM	5	9.9m	11.8m (1)	10.2m (2)	2:41.53	28.69s	28.08s
6	BEALAWYER	6	28.8m	16.6m (0)	16.2m (0)	2:42.93	28.78s	28.98s
2	ELEPHANT ROCK	7	30.2m	7.8m (1)	7.6m (1)	2:43.03	28.81s	29.68s
5	LUKE ATTACK	8	31.4m	3.4m (1)	3.6m (1)	2:43.12	28.84s	30.04s
7	SUNPATRA	9	36.4m	20.6m (0)	20.4m (0)	2:43.49	28.80s	29.22s

Finish Position and metres gained

First Arrow shows distance gain/loss from 2nd Qtr to 3rd Qtr,
Second Arrow shows distance gain/loss from 3rd Qtr to Finish
Blue arrow indicates best gain in these quarters.



800

Visual positions in race at 2nd Quarter



400

Visual positions in race at 3rd Quarter



Powered by



Harness Analyser

Sectional Analysis Software

Not just form | Free Trial

www.facebook.com/PJHarnessRacing



RISE Digital, Harness Racing Australia nor the provider accepts any responsibility for the completeness or accuracy of any of the information contained herein, and makes no representations about its suitability for any particular purpose. Users should make their own judgements about those matters and/or seek independent advice. You assume all risks associated with use of data provided on this page

Pinjarra Race 8 Distance 1684m

Monday, 14 October 2024



Gross Time: 2:00.20 MileRate: 1:54.80 LeadTime: 5.00s First Qtr: 29.20s Second Qtr: 30.60s Third Qtr: 27.60s Fourth Qtr: 27.80s

DATA TABLE: 800 / 400 Posi's are position from leader and (how wide the horse was at that position)

No	Horse	Plc	Mar	800 Posi	400 Posi	Time	3rd Qtr	4th Qt
1	GOODTIME LOUIS	1	0.0m	0.0m (0)	0.0m (0)	2:00.20	27.60s	27.80s
3	FRANKLIN DELANO	2	3.7m	3.4m (1)	1.2m (1)	2:00.47	27.45s	27.97s
9	SEA FURY	3	7.2m	8.2m (0)	8.4m (0)	2:00.73	27.61s	27.72s
4	KURIOUS BOY	4	7.5m	7.8m (1)	6.8m (1)	2:00.75	27.53s	27.85s
8	ERA	5	14.0m	4.2m (0)	4.2m (0)	2:01.22	27.60s	28.48s
7	NO NONEY	6	25.9m	16.8m (1)	24.4m (1)	2:02.09	28.12s	27.90s
5	KINSAABI	7	26.3m	12.4m (0)	15.4m (0)	2:02.12	27.80s	28.55s
6	MORISSETTE	8	30.9m	16.2m (0)	20.8m (0)	2:02.46	27.91s	28.50s
2	DEVILS COURAGE	9	55.7m	12.2m (1)	20.2m (1)	2:04.27	28.14s	30.25s

Finish Position and metres gained

First Arrow shows distance gain/loss from 2nd Qtr to 3rd Qtr,
Second Arrow shows distance gain/loss from 3rd Qtr to Finish
Blue arrow indicates best gain in these quarters.



800

Visual positions in race at 2nd Quarter



400

Visual positions in race at 3rd Quarter



Powered by



Harness Analyser

Sectional Analysis Software

Not just form | Free Trial

www.facebook.com/PJHarnessRacing



RISE Digital, Harness Racing Australia nor the provider accepts any responsibility for the completeness or accuracy of any of the information contained herein, and makes no representations about its suitability for any particular purpose. Users should make their own judgements about those matters and/or seek independent advice. You assume all risks associated with use of data provided on this page

Pinjarra Race 9 Distance 2631m

Monday, 14 October 2024

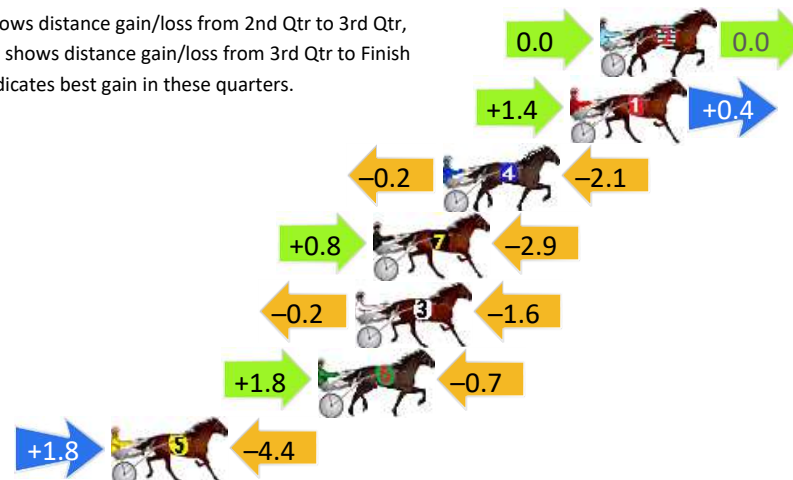
Gross Time: 3:22.80 MileRate: 2:04.00 LeadTime: 83.20s First Qtr: 32.80s Second Qtr: 31.20s Third Qtr: 28.50s Fourth Qtr: 27.10s

DATA TABLE: 800 / 400 Posi's are position from leader and (how wide the horse was at that position)

NoHorse	Plc	Mar	800 Posi	400 Posi	Time	3rd Qtr	4th Qt
2 BELLISSIMO ACQUISTO	1	0.0m	0.0m (0)	0.0m (0)	3:22.80	28.50s	27.10s
1 RODASI	2	1.2m	3.0m (1)	1.6m (1)	3:22.89	28.40s	27.07s
4 AMERICAN CRUISE	3	6.3m	4.0m (0)	4.2m (0)	3:23.25	28.52s	27.24s
7 ACUTO	4	9.1m	7.0m (1)	6.2m (1)	3:23.45	28.45s	27.30s
3 DOCTOR STEVE	5	9.8m	8.0m (0)	8.2m (0)	3:23.50	28.52s	27.21s
6 CHEDDAR IS BETTER	6	11.3m	12.4m (0)	10.6m (1)	3:23.61	28.38s	27.15s
5 LONGREACH BAY	7	19.6m	17.0m (0)	15.2m (0)	3:24.20	28.38s	27.40s

Finish Position and metres gained

First Arrow shows distance gain/loss from 2nd Qtr to 3rd Qtr,
Second Arrow shows distance gain/loss from 3rd Qtr to Finish
Blue arrow indicates best gain in these quarters.



800

Visual positions in race at 2nd Quarter



400

Visual positions in race at 3rd Quarter

