

Central Wheatbelt Race 1 Distance 2130m

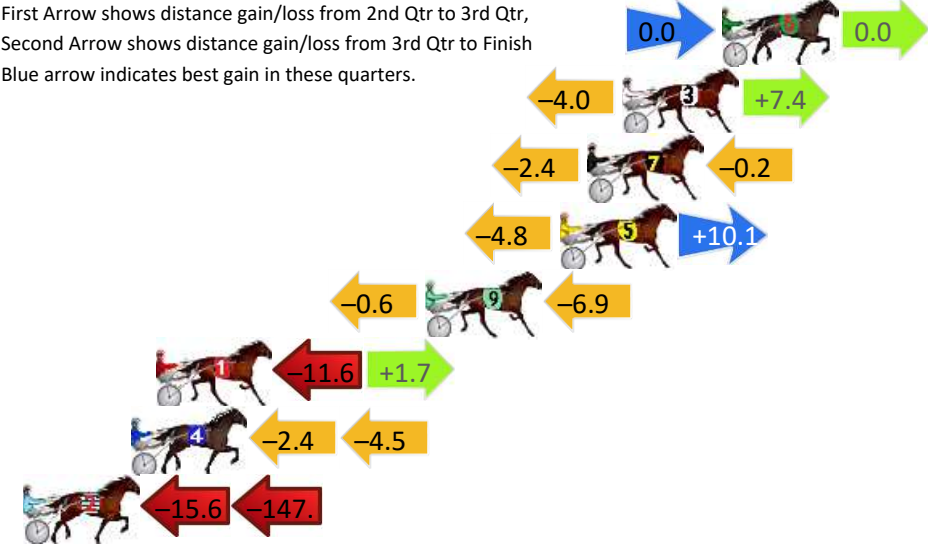
Sunday, 13 October 2024

Gross Time: 2:40.70 MileRate: 2:01.40 LeadTime: 38.60s First Qtr: 30.10s Second Qtr: 30.50s Third Qtr: 30.10s Fourth Qtr: 31.40s

DATA TABLE: 800 / 400 Posi's are position from leader and (how wide the horse was at that position)

No	Horse	Plc	Mar	800 Posi	400 Posi	Time	3rd Qtr	4th Qt
6	FLYING TO WIN	1	0.0m	0.0m (0)	0.0m (0)	2:40.70	30.10s	31.40s
3	MUMMAS LITTLE STAR	2	4.0m	7.4m (1)	11.4m (0)	2:41.03	30.42s	30.82s
7	EE JAY WHY	3	5.4m	2.8m (1)	5.2m (1)	2:41.14	30.28s	31.42s
5	JACK MANNIX	4	6.5m	11.8m (1)	16.6m (0)	2:41.23	30.48s	30.61s
9	SAVE THIS DANCE	5	11.9m	4.4m (0)	5.0m (0)	2:41.68	30.13s	31.94s
1	ON GOLDEN ROAD	6	22.7m	12.8m (0)	24.4m (1)	2:42.56	30.99s	31.27s
4	ALTACHAERA	7	23.7m	16.8m (0)	19.2m (1)	2:42.64	30.28s	31.75s
2	BATAVIA JANE	8	172.1m	8.8m (0)	24.4m (0)	2:54.82	31.05s	42.93s

Finish Position and metres gained



Central Wheatbelt Race 2 Distance 2130m

Sunday, 13 October 2024

Gross Time: 2:42.80

MileRate: 2:03.00

LeadTime: 39.50s

First Qtr: 31.90s

Second Qtr: 31.60s

Third Qtr: 30.70s



Fourth Qtr: 29.10s

DATA TABLE: 800 / 400 Posi's are position from leader and (how wide the horse was at that position)

NoHorse	Plc	Mar	800 Posi	400 Posi	Time	3rd Qtr	4th Qt
7 SLEEK AND SWEET	1	0.0m	4.2m (0)	4.2m (0)	2:42.80	30.69s	28.80s
2 ZUEDE	2	2.8m	5.6m (1)	4.0m (2)	2:43.01	30.58s	29.01s
1 OUR MUSICAL MOTION	3	4.5m	0.0m (0)	0.0m (0)	2:43.14	30.71s	29.43s
9 IMMACHULATE	4	8.1m	12.4m (0)	10.6m (1)	2:43.42	30.56s	28.92s
6 CRACKA TINNY	5	9.0m	9.4m (1)	5.4m (3)	2:43.49	30.41s	29.36s
4 BATAVIA PLAYBOY	6	10.5m	8.4m (0)	9.0m (0)	2:43.60	30.75s	29.21s
3 THE BATMOBILE	7	12.8m	1.6m (1)	3.4m (1)	2:43.78	30.85s	29.78s
10 GOODONYA MATE	8	17.0m	16.6m (0)	13.2m (2)	2:44.10	30.45s	29.37s
5 CIAO BABE	9	17.1m	21.0m (0)	15.0m (1)	2:44.11	30.26s	29.25s
8 FOLLOW THE MUSIC	10	22.3m	13.4m (1)	8.6m (4)	2:44.50	30.37s	30.09s

Finish Position and metres gained

First Arrow shows distance gain/loss from 2nd Qtr to 3rd Qtr,
Second Arrow shows distance gain/loss from 3rd Qtr to Finish
Blue arrow indicates best gain in these quarters.



800

Visual positions in race at 2nd Quarter



400

Visual positions in race at 3rd Quarter



Powered by



Harness Analyser

Sectional Analysis Software

Not just form | Free Trial

www.facebook.com/PJHarnessRacing



RISE Digital, Harness Racing Australia nor the provider accepts any responsibility for the completeness or accuracy of any of the information contained herein, and makes no representations about its suitability for any particular purpose. Users should make their own judgements about those matters and/or seek independent advice. You assume all risks associated with use of data provided on this page

Central Wheatbelt Race 3 Distance 1730m

Sunday, 13 October 2024

Gross Time: 2:08.30

MileRate: 1:59.40

LeadTime: 9.90s

First Qtr: 29.90s

Second Qtr: 29.00s

Third Qtr: 29.40s


Fourth Qtr: 30.10s

DATA TABLE: 800 / 400 Posi's are position from leader and (how wide the horse was at that position)

No	Horse	Plc	Mar	800 Posi	400 Posi	Time	3rd Qtr	4th Qt
6	SHE'S A MARE	1	0.0m	19.8m (1)	20.0m (1)	2:08.30	29.43s	28.60s
9	FOLLOW THE ARK	2	0.8m	15.6m (1)	14.8m (1)	2:08.36	29.35s	29.05s
5	BELLA RAGAZZA	3	1.2m	1.8m (1)	2.6m (1)	2:08.39	29.46s	30.00s
4	CULLEN STAR	4	1.7m	4.2m (0)	4.8m (0)	2:08.43	29.45s	29.87s
2	FOLLOW THE MILKYWAY	5	2.3m	0.0m (0)	0.0m (0)	2:08.48	29.40s	30.27s
3	BETTER THAN SECRET	6	4.7m	6.6m (1)	7.2m (1)	2:08.67	29.45s	29.91s
7	THE MERCENARY	7	6.5m	11.0m (1)	10.0m (0)	2:08.81	29.33s	29.84s
8	DANNIKA	8	12.8m	19.4m (0)	21.0m (0)	2:09.31	29.53s	29.49s
1	ALTAIR STAR	9	21.9m	11.0m (0)	15.0m (0)	2:10.03	29.69s	30.62s

Finish Position and metres gained

First Arrow shows distance gain/loss from 2nd Qtr to 3rd Qtr,
Second Arrow shows distance gain/loss from 3rd Qtr to Finish
Blue arrow indicates best gain in these quarters.



800

Visual positions in race at 2nd Quarter



400

Visual positions in race at 3rd Quarter



Powered by



Harness Analyser

Sectional Analysis Software

Not just form | Free Trial

www.facebook.com/PJHarnessRacing



RISE Digital, Harness Racing Australia nor the provider accepts any responsibility for the completeness or accuracy of any of the information contained herein, and makes no representations about its suitability for any particular purpose. Users should make their own judgements about those matters and/or seek independent advice. You assume all risks associated with use of data provided on this page

Central Wheatbelt Race 4 Distance 1730m

Sunday, 13 October 2024

Gross Time: 2:09.00

MileRate: 2:00.00

LeadTime: 9.40s

First Qtr: 30.60s

Second Qtr: 31.30s

Third Qtr: 28.70s


Fourth Qtr: 29.00s

DATA TABLE: 800 / 400 Posi's are position from leader and (how wide the horse was at that position)

No	Horse	Plc	Mar	800 Posi	400 Posi	Time	3rd Qtr	4th Qt
8	AMERICAN MONARCH	1	0.0m	8.4m (1)	9.6m (1)	2:09.00	28.79s	28.31s
3	TUX AND TAILS	2	0.4m	0.0m (1)	0.0m (1)	2:09.03	28.70s	29.03s
1	THE RIGHTEOUS	3	1.3m	0.4m (0)	0.8m (0)	2:09.10	28.73s	29.04s
5	VALHALLA MISS	4	5.7m	4.2m (2)	2.4m (2)	2:09.43	28.57s	29.24s
2	KOLISI	5	6.0m	4.2m (1)	4.6m (1)	2:09.46	28.73s	29.10s
9	ROCKIN THE TREND	6	6.6m	12.4m (1)	13.6m (1)	2:09.50	28.79s	28.50s
7	ZYANYA	7	9.3m	5.2m (0)	6.8m (0)	2:09.71	28.81s	29.18s
10	ADDA PARIS	8	15.5m	9.0m (0)	11.2m (0)	2:10.18	28.86s	29.31s
4	IDEAL WHITBY	9	18.2m	13.2m (0)	17.2m (0)	2:10.38	28.99s	29.07s
6	MAKE IT QUICK	10	128.0m	8.4m (2)	5.8m (3)	2:18.74	28.47s	37.81s

Finish Position and metres gained

First Arrow shows distance gain/loss from 2nd Qtr to 3rd Qtr,
Second Arrow shows distance gain/loss from 3rd Qtr to Finish
Blue arrow indicates best gain in these quarters.



800

Visual positions in race at 2nd Quarter



400

Visual positions in race at 3rd Quarter



Powered by



Harness Analyser

Sectional Analysis Software

Not just form | Free Trial

www.facebook.com/PJHarnessRacing



RISE Digital, Harness Racing Australia nor the provider accepts any responsibility for the completeness or accuracy of any of the information contained herein, and makes no representations about its suitability for any particular purpose. Users should make their own judgements about those matters and/or seek independent advice. You assume all risks associated with use of data provided on this page

Central Wheatbelt Race 5 Distance 2130m


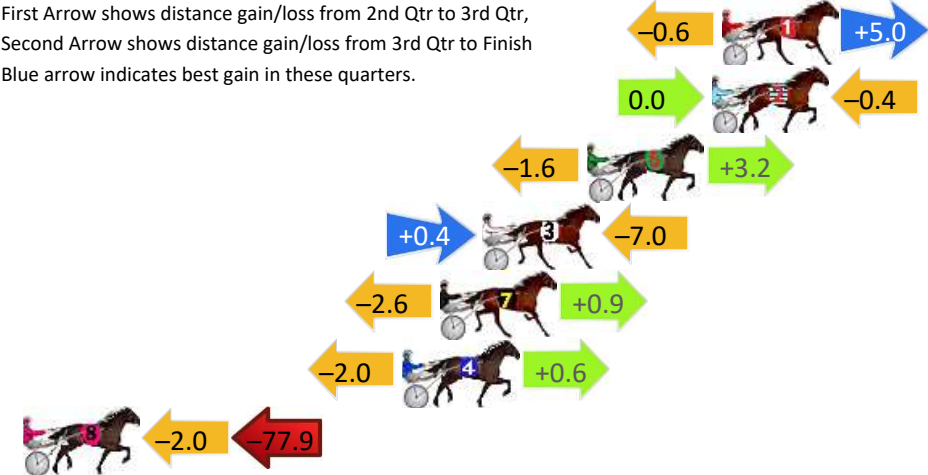
Sunday, 13 October 2024

Gross Time: 2:38.80 MileRate: 2:00.00 LeadTime: 39.00s First Qtr: 31.70s Second Qtr: 30.60s Third Qtr: 28.90s Fourth Qtr: 28.60s

DATA TABLE: 800 / 400 Posi's are position from leader and (how wide the horse was at that position)

NoHorse	Plc	Mar	800 Posi	400 Posi	Time	3rd Qtr	4th Qt
1 RECOVER LOVER	1	0.0m	4.4m (0)	5.0m (0)	2:38.80	28.94s	28.24s
2 ELLUCIFER	2	0.4m	0.0m (0)	0.0m (0)	2:38.83	28.90s	28.63s
6 EYE BETTER	3	5.4m	7.0m (1)	8.6m (1)	2:39.21	29.01s	28.37s
3 JOLTED CHARM	4	9.6m	3.0m (1)	2.6m (1)	2:39.52	28.87s	29.10s
7 JADES FORTUNE	5	11.3m	9.6m (0)	12.2m (0)	2:39.65	29.09s	28.54s
4 ISAIDBOO	6	12.8m	11.4m (1)	13.4m (1)	2:39.76	29.04s	28.56s
8 MADDY MADDY	7	199.9m	120.0m (0)	122.0m (0)	2:53.81	29.07s	34.14s

Finish Position and metres gained



Central Wheatbelt Race 6 Distance 2130m

Sunday, 13 October 2024

Gross Time: 2:39.10

MileRate: 2:00.20

LeadTime: 38.00s

First Qtr: 29.60s

Second Qtr: 30.00s

Third Qtr: 30.20s

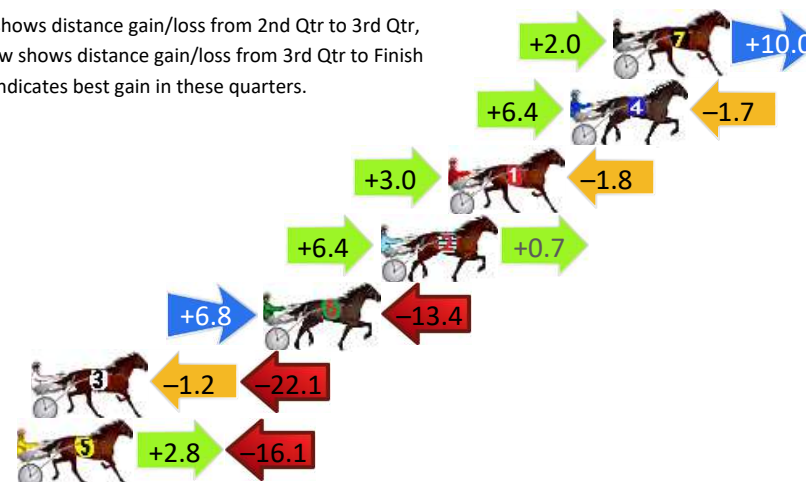
Fourth Qtr: 31.30s

DATA TABLE: 800 / 400 Posi's are position from leader and (how wide the horse was at that position)

NoHorse	Plc	Mar	800 Posi	400 Posi	Time	3rd Qtr	4th Qt
7 STATE MY CASE	1	0.0m	12.0m (0)	10.0m (3)	2:39.10	30.06s	30.52s
4 MANEA	2	1.7m	6.4m (1)	0.0m (1)	2:39.24	29.71s	31.43s
1 ALLWOODS CHEVRON	3	6.6m	7.8m (0)	4.8m (1)	2:39.64	29.97s	31.44s
2 TEMPT THE STARS	4	9.3m	16.4m (0)	10.0m (0)	2:39.86	29.71s	31.25s
6 DEL BOCAVISTA BAY	5	14.0m	7.4m (2)	0.6m (2)	2:40.25	29.66s	32.34s
3 TERASITA	6	23.3m	0.0m (0)	1.2m (0)	2:41.01	30.26s	33.02s
5 BANK NOTICE	7	23.9m	10.6m (1)	7.8m (2)	2:41.06	29.96s	32.55s

Finish Position and metres gained

First Arrow shows distance gain/loss from 2nd Qtr to 3rd Qtr,
Second Arrow shows distance gain/loss from 3rd Qtr to Finish
Blue arrow indicates best gain in these quarters.



800

Visual positions in race at 2nd Quarter



400

Visual positions in race at 3rd Quarter

Central Wheatbelt Race 7 Distance 2130m

Sunday, 13 October 2024

Gross Time: 2:41.70

MileRate: 2:02.20

LeadTime: 39.90s

First Qtr: 31.80s

Second Qtr: 30.90s

Third Qtr: 30.40s

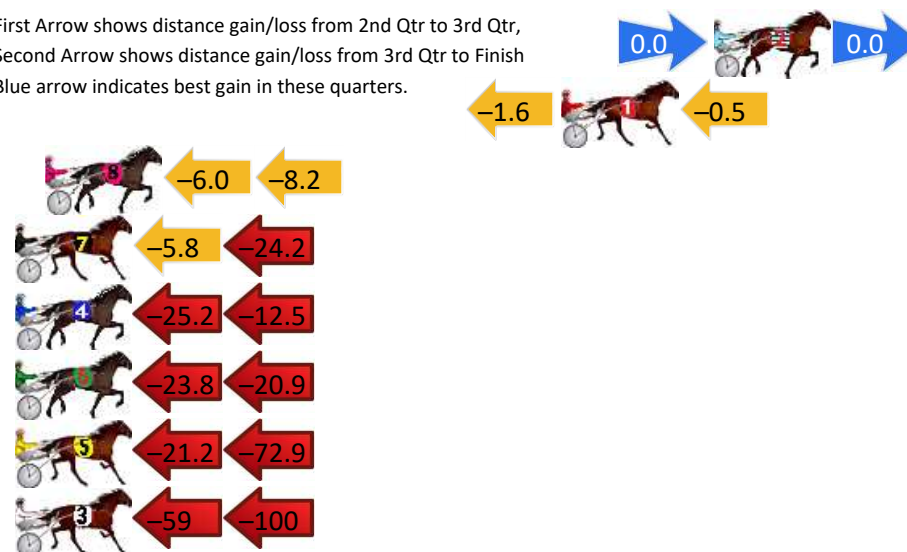
Fourth Qtr: 28.70s

DATA TABLE: 800 / 400 Posi's are position from leader and (how wide the horse was at that position)

No	Horse	Plc	Mar	800 Posi	400 Posi	Time	3rd Qtr	4th Qt
2	TOMMY PRICE	1	0.0m	0.0m (0)	0.0m (0)	2:41.70	30.40s	28.70s
1	FRANKENSTEINSBRIDE	2	6.1m	4.0m (0)	5.6m (0)	2:42.16	30.52s	28.74s
8	OURFIRSTIMPRESSION	3	26.8m	12.6m (0)	18.6m (0)	2:43.72	30.86s	29.29s
7	ROLLING IN CLASS	4	38.2m	8.2m (0)	14.0m (0)	2:44.58	30.88s	30.43s
4	MARLEDIE	5	48.5m	10.8m (1)	36.0m (1)	2:45.35	32.28s	29.59s
6	LOWLANDS BEACH BOY	6	61.9m	17.2m (0)	41.0m (0)	2:46.36	32.19s	30.19s
5	THERE AND THEN	7	96.7m	2.6m (1)	23.8m (1)	2:48.99	32.11s	33.90s
3	ELEGANT EAGLE	8	164.1m	6.6m (1)	65.0m (0)	2:54.06	34.90s	35.77s


Finish Position and metres gained

First Arrow shows distance gain/loss from 2nd Qtr to 3rd Qtr,
Second Arrow shows distance gain/loss from 3rd Qtr to Finish
Blue arrow indicates best gain in these quarters.



800

Visual positions in race at 2nd Quarter



400

Visual positions in race at 3rd Quarter



Powered by



Harness Analyser

Sectional Analysis Software

Not just form | Free Trial

www.facebook.com/PJHarnessRacing



RISE Digital, Harness Racing Australia nor the provider accepts any responsibility for the completeness or accuracy of any of the information contained herein, and makes no representations about its suitability for any particular purpose. Users should make their own judgements about those matters and/or seek independent advice. You assume all risks associated with use of data provided on this page