

Gloucester Park Race 1 Distance 2130m

Tuesday, 8 October 2024


Gross Time: 2:34.90 MileRate: 1:57.00 LeadTime: 36.30s First Qtr: 31.20s Second Qtr: 30.60s Third Qtr: 28.70s Fourth Qtr: 28.10s

DATA TABLE: 800 / 400 Posi's are position from leader and (how wide the horse was at that position)

No	Horse	Plc	Mar	800 Posi	400 Posi	Time	3rd Qtr	4th Qt
7	NASE VIRA	1	0.0m	0.0m (0)	0.0m (0)	2:34.90	28.70s	28.10s
3	HEARTOFAHLIA	2	7.3m	4.2m (0)	4.5m (0)	2:35.44	28.72s	28.32s
12	LADY CAMEL	3	36.8m	14.9m (1)	21.9m (2)	2:37.62	29.18s	29.27s
9	COPY OF PARIS	4	39.4m	18.8m (1)	25.8m (2)	2:37.81	29.18s	29.19s
4	RIPPER VIEW	5	42.7m	2.3m (1)	8.8m (1)	2:38.05	29.16s	30.63s
11	DIAMOND WORLD	6	44.3m	17.1m (0)	23.0m (1)	2:38.17	29.10s	29.75s
5	PRINCESS MICKAYLA	7	45.3m	10.9m (1)	17.6m (2)	2:38.25	29.16s	30.20s
2	FLY EAGLEROSE	8	45.4m	6.7m (1)	14.5m (1)	2:38.25	29.24s	30.43s
1	SEASIDE ROSE	9	52.2m	8.4m (0)	15.0m (0)	2:38.76	29.16s	30.90s
10	STRAUNYS SISTER	10	54.6m	12.9m (0)	21.3m (0)	2:38.93	29.28s	30.63s
8	VYBRANT	11	55.4m	21.6m (0)	36.0m (0)	2:38.99	29.70s	29.65s
6	DEKLA DIVA	12	98.8m	26.1m (0)	50.4m (0)	2:42.20	30.40s	31.84s

Finish Position and metres gained

First Arrow shows distance gain/loss from 2nd Qtr to 3rd Qtr, Second Arrow shows distance gain/loss from 3rd Qtr to Finish
Blue arrow indicates best gain in these quarters.



800

Visual positions in race at 2nd Quarter



400

Visual positions in race at 3rd Quarter



Gloucester Park Race 2 Distance 2130m

Tuesday, 8 October 2024


Gross Time: 2:36.00 MileRate: 1:57.90 LeadTime: 37.90s First Qtr: 31.10s Second Qtr: 29.30s Third Qtr: 28.60s Fourth Qtr: 29.10s

DATA TABLE: 800 / 400 Posi's are position from leader and (how wide the horse was at that position)

NoHorse	Plc	Mar	800 Posi	400 Posi	Time	3rd Qtr	4th Qt
3 JILLIBY JAKE	1	0.0m	0.0m (0)	0.0m (0)	2:36.00	28.60s	29.10s
1 SEVEN NO TRUMPS	2	2.9m	4.5m (0)	4.5m (0)	2:36.22	28.60s	29.00s
12 STRIKE MASTER	3	7.0m	6.8m (1)	8.4m (1)	2:36.53	28.72s	29.03s
4 FIORD	4	7.5m	11.3m (1)	12.9m (1)	2:36.57	28.72s	28.75s
7 ALFREDI	5	15.2m	2.8m (1)	4.2m (1)	2:37.16	28.70s	29.96s
6 MAJOR DALTON	6	19.6m	9.6m (0)	9.2m (0)	2:37.50	28.58s	29.94s
9 SHEHADI	7	22.5m	22.0m (1)	21.3m (2)	2:37.72	28.56s	29.29s
10 ALTA MAGUIRE	8	27.6m	20.5m (0)	22.3m (0)	2:38.11	28.74s	29.61s
5 JACK MANNIX	9	30.4m	17.7m (1)	21.2m (1)	2:38.32	28.86s	29.90s
8 COHLIN	10	35.9m	24.2m (0)	26.5m (0)	2:38.74	28.78s	29.94s
2 ATLANTAS	11	39.3m	15.5m (0)	18.1m (0)	2:39.00	28.80s	30.80s

Finish Position and metres gained

First Arrow shows distance gain/loss from 2nd Qtr to 3rd Qtr, Second Arrow shows distance gain/loss from 3rd Qtr to Finish
Blue arrow indicates best gain in these quarters.



800

Visual positions in race at 2nd Quarter



400

Visual positions in race at 3rd Quarter



Sectional Analysis Software

Not just form | Free Trial

www.facebook.com/PJHarnessRacing



RISE Digital, Harness Racing Australia nor the provider accepts any responsibility for the completeness or accuracy of any of the information contained herein, and makes no representations about its suitability for any particular purpose. Users should make their own judgements about those matters and/or seek independent advice. You assume all risks associated with use of data provided on this page

Gloucester Park Race 3 Distance 2130m


Tuesday, 8 October 2024

Gross Time: 2:36.30 MileRate: 1:58.10 LeadTime: 37.80s First Qtr: 31.70s Second Qtr: 30.00s Third Qtr: 28.40s Fourth Qtr: 28.40s

DATA TABLE: 800 / 400 Posi's are position from leader and (how wide the horse was at that position)

No	Horse	Plc	Mar	800 Posi	400 Posi	Time	3rd Qtr	4th Qt
11	CHILLIN	1	0.0m	1.7m (1)	1.5m (1)	2:36.30	28.38s	28.30s
3	FRANKIE J HOLDEN	2	3.4m	0.0m (0)	0.0m (0)	2:36.55	28.40s	28.65s
5	TUMBLIN DICE	3	10.4m	5.7m (1)	6.0m (1)	2:37.08	28.42s	28.75s
1	STELLA MAJOR	4	12.5m	4.5m (0)	6.2m (0)	2:37.23	28.52s	28.89s
10	LUKE ATTACK	5	14.6m	8.2m (0)	10.8m (0)	2:37.39	28.58s	28.73s
12	ALFA PRINCE	6	16.9m	13.9m (1)	16.0m (1)	2:37.56	28.55s	28.53s
6	FIREBRACE	7	19.5m	12.5m (0)	15.3m (0)	2:37.75	28.60s	28.77s
7	STRAUNY	8	22.3m	7.7m (2)	6.9m (2)	2:37.96	28.34s	29.58s
9	ONE FOR DAVE ANDME	9	22.5m	17.0m (0)	19.8m (0)	2:37.98	28.60s	28.68s
2	DOCTOR STEVE	10	25.0m	9.6m (1)	11.1m (1)	2:38.17	28.50s	29.48s
8	TUX AND TAILS	11	27.8m	11.9m (2)	12.2m (2)	2:38.37	28.42s	29.61s
4	BEALAWYER	12	31.7m	18.4m (1)	19.9m (1)	2:38.66	28.50s	29.36s

Finish Position and metres gained



800

Visual positions in race at 2nd Quarter



400

Visual positions in race at 3rd Quarter



Gloucester Park Race 4 Distance 2130m


Tuesday, 8 October 2024

Gross Time: 2:36.30 MileRate: 1:58.10 LeadTime: 38.00s First Qtr: 32.00s Second Qtr: 30.10s Third Qtr: 28.50s Fourth Qtr: 27.70s

DATA TABLE: 800 / 400 Posi's are position from leader and (how wide the horse was at that position)

No	Horse	Plc	Mar	800 Posi	400 Posi	Time	3rd Qtr	4th Qt
2	THENU CAME ALONG	1	0.0m	0.0m (0)	0.0m (0)	2:36.30	28.50s	27.70s
1	SONIC CHIP	2	11.6m	4.2m (0)	4.3m (0)	2:37.15	28.50s	28.25s
6	CAMS BOULDER	3	14.6m	6.8m (1)	8.1m (1)	2:37.36	28.58s	28.20s
11	IL BANDITO	4	15.9m	8.5m (0)	8.3m (0)	2:37.46	28.48s	28.28s
8	HENGHENG	5	16.0m	2.6m (1)	4.3m (1)	2:37.47	28.62s	28.56s
5	TROUBLE SUPREME	6	20.2m	10.7m (1)	12.6m (1)	2:37.77	28.62s	28.29s
7	CALLMEWHATUWANT	7	22.4m	15.0m (2)	7.8m (2)	2:37.93	27.98s	28.79s
9	BALTIC ACE	8	23.3m	19.5m (1)	16.9m (1)	2:38.00	28.30s	28.22s
12	SUGAR APPLE	9	24.8m	15.5m (1)	11.8m (2)	2:38.11	28.22s	28.68s
4	ZUEDE	10	26.8m	17.2m (0)	18.6m (0)	2:38.25	28.58s	28.35s
3	RISING SPIRIT	11	28.1m	13.0m (0)	13.8m (0)	2:38.35	28.54s	28.79s

Finish Position and metres gained



800

Visual positions in race at 2nd Quarter



400

Visual positions in race at 3rd Quarter



Gloucester Park Race 5 Distance 2536m

Tuesday, 8 October 2024


Gross Time: 3:09.90 MileRate: 2:00.50 LeadTime: 70.90s First Qtr: 31.10s Second Qtr: 30.70s Third Qtr: 28.50s Fourth Qtr: 28.70s

DATA TABLE: 800 / 400 Posi's are position from leader and (how wide the horse was at that position)

No	Horse	Plc	Mar	800 Posi	400 Posi	Time	3rd Qtr	4th Qt
7	OK BOOMER	1	0.0m	6.8m (1)	0.0m (2)	3:09.90	28.02s	28.70s
12	HENWOOD BAY	2	1.6m	2.3m (1)	0.0m (1)	3:10.02	28.34s	28.82s
3	GOV STARZZZ	3	6.2m	4.8m (0)	4.5m (1)	3:10.37	28.48s	28.85s
9	RODASI	4	9.6m	20.9m (1)	8.8m (3)	3:10.62	27.64s	28.80s
2	VINTAGE BLU	5	12.5m	0.0m (0)	2.0m (0)	3:10.84	28.64s	29.50s
6	LETS GET ROCKIN	6	13.3m	24.9m (1)	13.8m (3)	3:10.90	27.72s	28.72s
4	THOMSON BAY	7	14.1m	15.8m (1)	2.9m (3)	3:10.96	27.58s	29.56s
10	MEGA MACH	8	15.6m	14.1m (0)	14.3m (0)	3:11.08	28.52s	28.86s
11	AMAZING AMERICAN	9	16.8m	18.6m (0)	12.1m (1)	3:11.17	28.04s	29.11s
5	JOE WITH THE FLOW	10	17.0m	11.6m (1)	6.8m (2)	3:11.18	28.16s	29.50s
1	UNDER THE ALTA	11	19.1m	9.9m (0)	10.1m (0)	3:11.34	28.52s	29.42s
8	POCKETFUL OF OPALS	12	26.0m	22.9m (0)	19.1m (1)	3:11.86	28.24s	29.30s


Finish Position and metres gained

First Arrow shows distance gain/loss from 2nd Qtr to 3rd Qtr, Second Arrow shows distance gain/loss from 3rd Qtr to Finish
Blue arrow indicates best gain in these quarters.



800

Visual positions in race at 2nd Quarter



400

Visual positions in race at 3rd Quarter



Powered by

PJ Harness Analyser

Sectional Analysis Software

Not just form | Free Trial

www.facebook.com/PJHarnessRacing



RISE Digital, Harness Racing Australia nor the provider accepts any responsibility for the completeness or accuracy of any of the information contained herein, and makes no representations about its suitability for any particular purpose. Users should make their own judgements about those matters and/or seek independent advice. You assume all risks associated with use of data provided on this page

Gloucester Park Race 6 Distance 2130m


Tuesday, 8 October 2024

Gross Time: 2:35.90 MileRate: 1:57.80 LeadTime: 36.20s First Qtr: 31.70s Second Qtr: 29.60s Third Qtr: 28.70s Fourth Qtr: 29.70s

DATA TABLE: 800 / 400 Posi's are position from leader and (how wide the horse was at that position)

No	Horse	Plc	Mar	800 Posi	400 Posi	Time	3rd Qtr	4th Qt
4	BONNE AMOUR	1	0.0m	0.0m (0)	0.0m (0)	2:35.90	28.70s	29.70s
9	QUINTON	2	7.9m	0.0m (1)	2.0m (1)	2:36.51	28.84s	30.17s
2	MANEA	3	11.9m	4.5m (1)	6.6m (1)	2:36.83	28.86s	30.14s
6	SUKHOVEY WINDSTORM	4	12.3m	14.3m (1)	16.9m (2)	2:36.86	28.90s	29.43s
5	GHOSTWRITER	5	19.6m	18.5m (1)	21.8m (1)	2:37.43	28.96s	29.64s
7	ARMA WARRIOR	6	23.8m	12.9m (0)	15.7m (0)	2:37.75	28.92s	30.41s
10	VISITING HOURS	7	24.0m	8.7m (0)	11.9m (0)	2:37.77	28.94s	30.71s
3	KARAOKE STAR	8	25.4m	10.1m (1)	15.7m (1)	2:37.88	29.12s	30.54s
1	HEZ SPECIAL	9	40.4m	4.2m (0)	6.9m (0)	2:39.04	28.90s	32.34s
8	KEAYANG JIGSAW	10	68.9m	22.4m (1)	29.2m (1)	2:41.26	29.22s	32.94s

Finish Position and metres gained



800

Visual positions in race at 2nd Quarter



400

Visual positions in race at 3rd Quarter

Gloucester Park Race 7 Distance 2130m



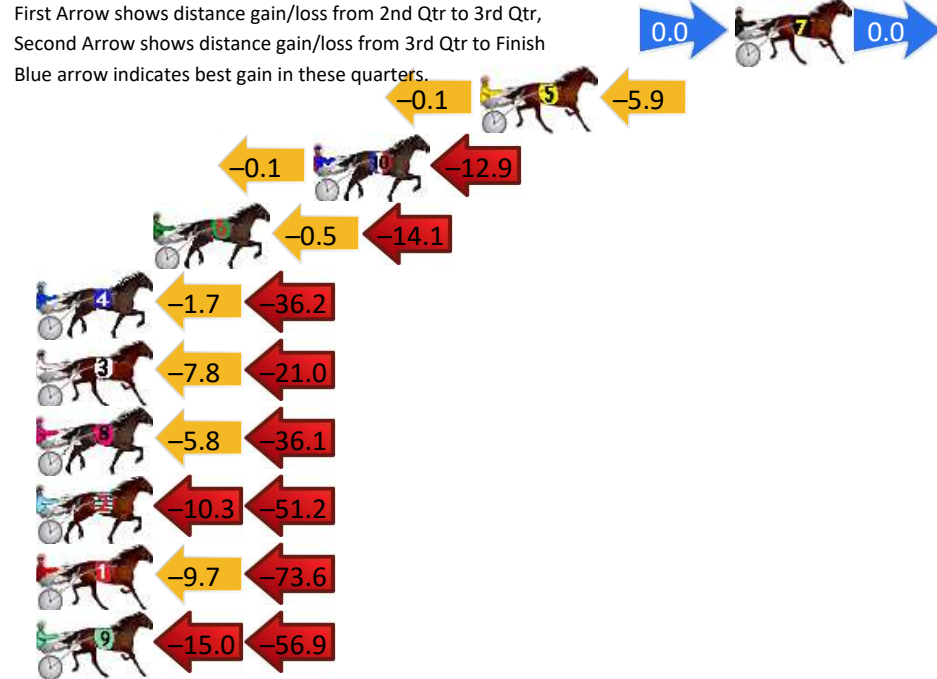
Tuesday, 8 October 2024

Gross Time: 2:35.80 MileRate: 1:57.70 LeadTime: 38.10s First Qtr: 30.70s Second Qtr: 30.80s Third Qtr: 28.70s Fourth Qtr: 27.50s

DATA TABLE: 800 / 400 Posi's are position from leader and (how wide the horse was at that position)

No	Horse	Plc	Mar	800 Posi	400 Posi	Time	3rd Qtr	4th Qt
7	CHRISTOPHER DANCE	1	0.0m	0.0m (0)	0.0m (0)	2:35.80	28.70s	27.50s
5	MIKIS PRIDE	2	10.2m	4.2m (0)	4.3m (0)	2:36.54	28.70s	27.94s
10	KURIOUS BOY	3	16.9m	3.9m (1)	4.0m (1)	2:37.02	28.70s	28.44s
6	FRANKLIN DELANO	4	23.3m	8.7m (0)	9.2m (0)	2:37.49	28.72s	28.55s
4	THIS TIME JACKO	5	46.3m	8.4m (1)	10.1m (1)	2:39.15	28.80s	30.15s
3	BLACKSAMURAI	6	46.8m	18.0m (0)	25.8m (1)	2:39.19	29.22s	29.08s
8	INTERNAL AFFAIRS	7	56.5m	14.6m (1)	20.4m (1)	2:39.89	29.08s	30.17s
2	ANYLOVEISGOODLOVE	8	85.9m	24.4m (0)	34.7m (0)	2:42.02	29.38s	31.30s
1	SUB MARINER	9	96.5m	13.2m (0)	22.9m (0)	2:42.78	29.36s	32.88s
9	LOWLANDS BEACH BOY	10	100.2m	28.3m (1)	43.3m (1)	2:43.05	29.70s	31.73s

Finish Position and metres gained



Gloucester Park Race 8 Distance 2130m

Tuesday, 8 October 2024




Gross Time: 2:38.60 MileRate: 1:59.80 LeadTime: 37.80s First Qtr: 32.30s Second Qtr: 30.00s Third Qtr: 28.60s Fourth Qtr: 29.90s

DATA TABLE: 800 / 400 Posi's are position from leader and (how wide the horse was at that position)

No	Horse	Plc	Mar	800 Posi	400 Posi	Time	3rd Qtr	4th Qt
2	ROCKNROLL SLOY	1	0.0m	0.0m (0)	0.0m (0)	2:38.60	28.60s	29.90s
7	UNLUCKY	2	0.1m	2.5m (1)	1.4m (1)	2:38.61	28.52s	29.81s
5	ALFA PRINCESS	3	1.3m	15.5m (1)	13.8m (1)	2:38.70	28.50s	29.00s
6	JACKIE DANIELS	4	3.0m	17.5m (0)	17.9m (1)	2:38.84	28.66s	28.83s
1	FOLLOW MY STRIDE	5	4.4m	4.2m (0)	4.1m (0)	2:38.94	28.60s	29.94s
3	VALHALLA MISS	6	5.5m	6.5m (1)	5.5m (1)	2:39.03	28.54s	29.93s
10	SUNDANCER RAINBOW	7	6.5m	10.7m (1)	9.7m (1)	2:39.11	28.54s	29.71s
4	ELLIEGOZOOM	8	13.3m	8.4m (0)	9.6m (0)	2:39.64	28.70s	30.24s
9	SUNNIE BEACH	9	16.1m	13.2m (0)	17.1m (0)	2:39.86	28.90s	29.92s
8	CHAMPAGNE STYLE	10	27.0m	22.8m (0)	25.6m (0)	2:40.71	28.84s	30.15s

Finish Position and metres gained

First Arrow shows distance gain/loss from 2nd Qtr to 3rd Qtr, Second Arrow shows distance gain/loss from 3rd Qtr to Finish
Blue arrow indicates best gain in these quarters.



Gloucester Park Race 9 Distance 2130m

Tuesday, 8 October 2024

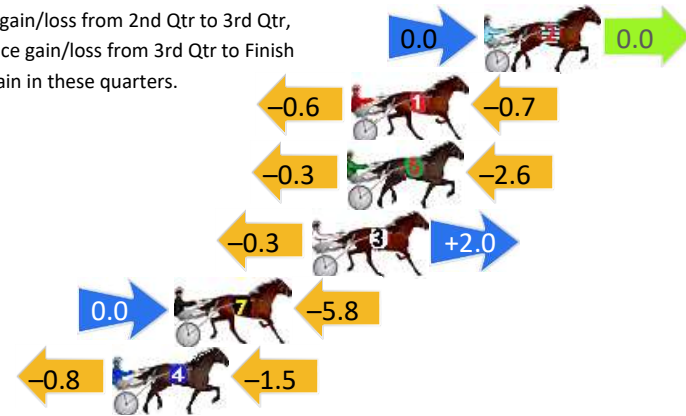
Gross Time: 2:35.90 MileRate: 1:57.80 LeadTime: 38.70s First Qtr: 31.10s Second Qtr: 29.70s Third Qtr: 28.20s Fourth Qtr: 28.20s

DATA TABLE: 800 / 400 Posi's are position from leader and (how wide the horse was at that position)

NoHorse	Plc	Mar	800 Posi	400 Posi	Time	3rd Qtr	4th Qt
2 RUNNINGONEMPTY	1	0.0m	0.0m (0)	0.0m (0)	2:35.90	28.20s	28.20s
1 MARBEECHSAM	2	5.3m	4.0m (0)	4.6m (0)	2:36.29	28.24s	28.27s
6 PRINCE OF PAIN	3	5.5m	2.6m (1)	2.9m (1)	2:36.31	28.22s	28.41s
3 COVERNOTE	4	6.9m	8.6m (0)	8.9m (0)	2:36.41	28.22s	28.09s
7 SPUDMEISTER	5	12.4m	6.6m (1)	6.6m (1)	2:36.82	28.20s	28.66s
4 THE MERCENARY	6	14.9m	12.6m (0)	13.4m (0)	2:37.00	28.26s	28.36s

Finish Position and metres gained

First Arrow shows distance gain/loss from 2nd Qtr to 3rd Qtr,
Second Arrow shows distance gain/loss from 3rd Qtr to Finish
Blue arrow indicates best gain in these quarters.



800

Visual positions in race at 2nd Quarter



400

Visual positions in race at 3rd Quarter

Gloucester Park Race 10 Distance 2130m

Tuesday, 8 October 2024

Gross Time: 2:38.50 MileRate: 1:59.70 LeadTime: 37.20s First Qtr: 31.90s Second Qtr: 31.60s Third Qtr: 29.20s Fourth Qtr: 28.60s

DATA TABLE: 800 / 400 Posi's are position from leader and (how wide the horse was at that position)

NoHorse	Plc	Mar	800 Posi	400 Posi	Time	3rd Qtr	4th Qt
7 WHEN IN VEGAS	1	0.0m	0.0m (0)	0.0m (0)	2:38.50	29.20s	28.60s
5 CANELO	2	10.2m	4.4m (0)	3.6m (0)	2:39.27	29.14s	29.11s
1 RAVENOUS ROMEO	3	18.0m	8.6m (0)	9.8m (0)	2:39.85	29.28s	29.25s
3 SHES ALL GO	4	20.1m	6.1m (1)	3.4m (1)	2:40.01	29.00s	29.87s
4 MY SALINA	5	23.6m	11.0m (1)	9.5m (1)	2:40.27	29.08s	29.69s
2 MAJESTIC REALE	6	26.8m	15.7m (0)	14.2m (0)	2:40.51	29.08s	29.59s

Finish Position and metres gained

