

# Gloucester Park Race 1 Distance 1730m

Tuesday, 1 October 2024

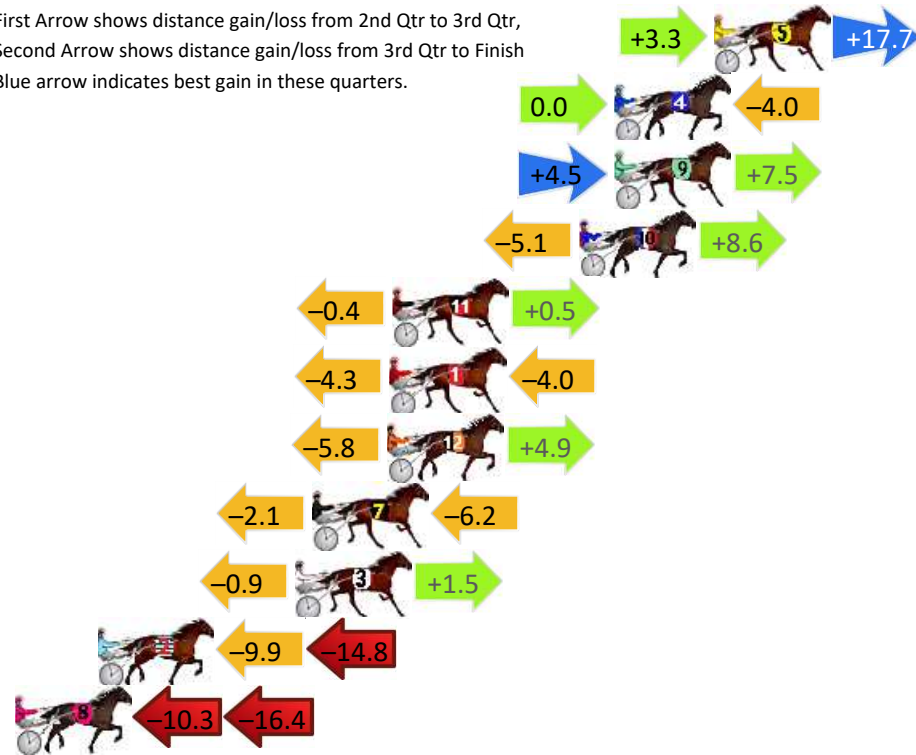
Gross Time: 2:05.20 MileRate: 1:56.40 LeadTime: 7.60s First Qtr: 28.80s Second Qtr: 29.80s Third Qtr: 29.10s Fourth Qtr: 29.90s

DATA TABLE: 800 / 400 Posi's are position from leader and (how wide the horse was at that position)

No	Horse	Plc	Mar	800 Posi	400 Posi	Time	3rd Qtr	4th Qt
5	SWEET IVY	1	0.0m	21.0m (1)	17.7m (3)	2:05.20	28.87s	28.61s
4	COHLIN	2	4.0m	0.0m (0)	0.0m (0)	2:05.51	29.10s	30.21s
9	ISLAND TEE REX	3	4.0m	16.0m (1)	11.5m (3)	2:05.51	28.79s	29.37s
10	ALFREDI	4	5.4m	8.9m (0)	14.0m (2)	2:05.62	29.48s	29.30s
11	BEALAWYER	5	12.9m	13.0m (0)	13.4m (0)	2:06.21	29.14s	29.93s
1	THE BATMOBILE	6	13.0m	4.7m (0)	9.0m (0)	2:06.22	29.42s	30.26s
12	JILLIBY JAKE	7	13.1m	12.2m (1)	18.0m (1)	2:06.23	29.54s	29.60s
7	GOTA GOOD WARHOL	8	16.1m	7.8m (1)	9.9m (2)	2:06.46	29.26s	30.44s
3	I SEE FIRE	9	16.8m	17.4m (0)	18.3m (0)	2:06.52	29.18s	29.88s
2	SEVEN NO TRUMPS	10	24.7m	0.0m (1)	9.9m (1)	2:07.13	29.82s	31.11s
8	FIREPLAY	11	30.6m	3.9m (1)	14.2m (1)	2:07.60	29.86s	31.25s


## Finish Position and metres gained

First Arrow shows distance gain/loss from 2nd Qtr to 3rd Qtr, Second Arrow shows distance gain/loss from 3rd Qtr to Finish  
Blue arrow indicates best gain in these quarters.



800

Visual positions in race at 2nd Quarter



400

Visual positions in race at 3rd Quarter



# Gloucester Park Race 2 Distance 2130m

Tuesday, 1 October 2024

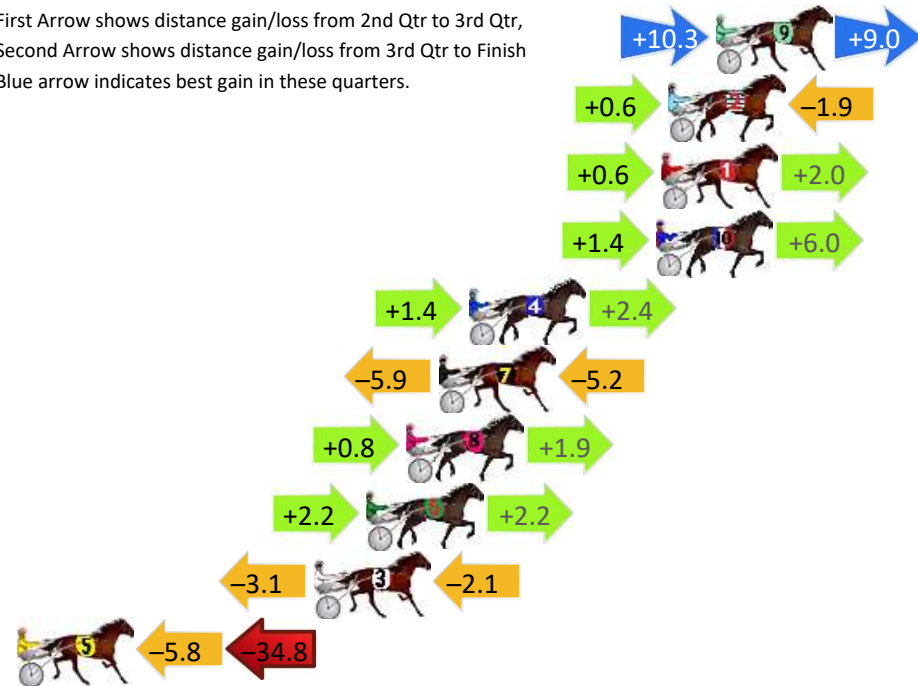
Gross Time: 2:36.10 MileRate: 1:57.90 LeadTime: 36.80s First Qtr: 31.60s Second Qtr: 29.90s Third Qtr: 28.80s Fourth Qtr: 29.00s

DATA TABLE: 800 / 400 Posi's are position from leader and (how wide the horse was at that position)

NoHorse	Plc	Mar	800 Posi	400 Posi	Time	3rd Qtr	4th Qt
9 JAXON MORGAN	1	0.0m	19.3m (1)	9.0m (2)	2:36.10	28.06s	28.36s
2 ALFA PRINCE	2	1.9m	0.6m (0)	0.0m (0)	2:36.24	28.76s	29.14s
1 APOLOGIZE	3	2.2m	4.8m (0)	4.2m (0)	2:36.27	28.76s	28.87s
10 ONE FOR DAVE ANDME	4	2.4m	9.8m (0)	8.4m (0)	2:36.28	28.70s	28.58s
4 HERE COMES SHARKIE	5	9.9m	13.7m (0)	12.3m (0)	2:36.85	28.70s	28.87s
7 GOLD HORSESHOE	6	11.1m	0.0m (1)	5.9m (1)	2:36.94	29.22s	29.42s
8 DOCTOR STEVE	7	12.4m	15.1m (1)	14.3m (3)	2:37.04	28.75s	28.92s
6 STELLA MAJOR	8	14.0m	18.4m (0)	16.2m (0)	2:37.17	28.64s	28.91s
3 OUR MAJOR JACK	9	16.1m	10.9m (1)	14.0m (2)	2:37.33	29.02s	29.22s
5 SUNPATRA	10	46.8m	6.2m (1)	12.0m (1)	2:39.66	29.22s	31.70s

## Finish Position and metres gained

First Arrow shows distance gain/loss from 2nd Qtr to 3rd Qtr, Second Arrow shows distance gain/loss from 3rd Qtr to Finish Blue arrow indicates best gain in these quarters.



800

Visual positions in race at 2nd Quarter



400

Visual positions in race at 3rd Quarter



# Gloucester Park Race 3 Distance 2130m

Tuesday, 1 October 2024


Gross Time: 2:36.80 MileRate: 1:58.50 LeadTime: 37.10s First Qtr: 31.40s Second Qtr: 30.10s Third Qtr: 29.70s Fourth Qtr: 28.50s

DATA TABLE: 800 / 400 Posi's are position from leader and (how wide the horse was at that position)

No	Horse	Plc	Mar	800 Posi	400 Posi	Time	3rd Qtr	4th Qt
5	BENJI	1	0.0m	8.1m (1)	9.4m (1)	2:36.80	29.78s	27.82s
3	HENGHENG	2	8.0m	0.3m (0)	0.0m (0)	2:37.40	29.68s	29.10s
2	IL BANDITO	3	10.7m	4.1m (0)	4.2m (0)	2:37.60	29.70s	29.00s
8	BALTIC ACE	4	12.2m	16.0m (0)	16.6m (1)	2:37.71	29.72s	28.21s
9	CAMS BOULDER	5	13.7m	16.5m (1)	13.6m (2)	2:37.83	29.46s	28.54s
10	BRODIE BOY	6	16.0m	4.1m (1)	5.3m (1)	2:38.00	29.78s	29.32s
6	ZUEDE	7	16.6m	12.5m (0)	12.7m (0)	2:38.04	29.70s	28.82s
1	THE RIGHTEOUS	8	18.8m	8.1m (0)	8.3m (0)	2:38.21	29.70s	29.31s
4	FRANKIE J HOLDEN	9	23.9m	0.0m (1)	0.9m (1)	2:38.59	29.76s	30.23s
7	FOLLOW THE MUSIC	10	26.8m	12.2m (1)	9.7m (2)	2:38.81	29.50s	29.80s

## Finish Position and metres gained

First Arrow shows distance gain/loss from 2nd Qtr to 3rd Qtr, Second Arrow shows distance gain/loss from 3rd Qtr to Finish  
Blue arrow indicates best gain in these quarters.



800

Visual positions in race at 2nd Quarter



400

Visual positions in race at 3rd Quarter



# Gloucester Park Race 4 Distance 2130m

Tuesday, 1 October 2024


Gross Time: 2:36.00 MileRate: 1:57.80 LeadTime: 37.30s First Qtr: 31.00s Second Qtr: 30.60s Third Qtr: 29.20s Fourth Qtr: 27.90s

DATA TABLE: 800 / 400 Posi's are position from leader and (how wide the horse was at that position)

NoHorse	Plc	Mar	800 Posi	400 Posi	Time	3rd Qtr	4th Qt
9 ROX THE WORLD	1	0.0m	0.0m (0)	0.0m (0)	2:36.00	29.20s	27.90s
3 LENORA JANE	2	3.3m	8.6m (0)	4.5m (0)	2:36.24	28.90s	27.82s
2 PETES HONOUR	3	7.1m	4.7m (0)	8.2m (1)	2:36.52	29.44s	27.84s
11 FRANKLIN DELANO	4	12.9m	6.3m (1)	4.3m (2)	2:36.95	29.04s	28.54s
10 JIMMY ROCKS	5	15.7m	16.8m (0)	13.8m (0)	2:37.15	28.96s	28.07s
1 OURFIRSTIMPRESSIO N	6	21.5m	12.7m (0)	9.6m (0)	2:37.58	28.96s	28.80s
6 KURIOUS BOY	7	22.9m	14.9m (1)	10.5m (2)	2:37.68	28.86s	28.84s
4 MANEA	8	25.9m	20.9m (0)	19.5m (0)	2:37.90	29.06s	28.42s
5 IDEAL INTEREST	9	30.3m	10.8m (1)	11.9m (1)	2:38.22	29.26s	29.28s
7 ROCKIN LE MONDE	10	36.5m	1.7m (1)	2.6m (1)	2:38.68	29.26s	30.40s
8 REELEM INN	11	52.5m	19.0m (1)	20.0m (1)	2:39.85	29.24s	30.33s

## Finish Position and metres gained

First Arrow shows distance gain/loss from 2nd Qtr to 3rd Qtr, Second Arrow shows distance gain/loss from 3rd Qtr to Finish  
Blue arrow indicates best gain in these quarters.



800

Visual positions in race at 2nd Quarter



400

Visual positions in race at 3rd Quarter



Sectional Analysis Software  
Not just form | Free Trial



RISE Digital, Harness Racing Australia nor the provider accepts any responsibility for the completeness or accuracy of any of the information contained herein, and makes no representations about its suitability for any particular purpose. Users should make their own judgements about those matters and/or seek independent advice. You assume all risks associated with use of data provided on this page

www.facebook.com/PJHarnessRacing

# Gloucester Park Race 5 Distance 2130m

Tuesday, 1 October 2024


Gross Time: 2:36.30 MileRate: 1:58.10 LeadTime: 38.40s First Qtr: 30.50s Second Qtr: 29.70s Third Qtr: 28.50s Fourth Qtr: 29.20s

DATA TABLE: 800 / 400 Posi's are position from leader and (how wide the horse was at that position)

No	Horse	Plc	Mar	800 Posi	400 Posi	Time	3rd Qtr	4th Qt
5	MISTER MACEDON	1	0.0m	1.7m (1)	1.4m (1)	2:36.30	28.48s	29.10s
1	BARBADOS	2	1.1m	0.0m (0)	0.0m (0)	2:36.38	28.50s	29.28s
2	THOMSON BAY	3	4.0m	9.6m (1)	9.2m (1)	2:36.61	28.48s	28.84s
11	CHILLIN	4	4.3m	7.9m (0)	7.8m (0)	2:36.63	28.50s	28.97s
10	GOV STARZZZ	5	4.9m	4.0m (0)	3.9m (0)	2:36.68	28.50s	29.30s
4	IM SPIDERMAN	6	6.4m	5.4m (1)	5.1m (1)	2:36.79	28.48s	29.33s
6	BEYOND BLING	7	10.7m	13.8m (1)	13.4m (1)	2:37.12	28.48s	29.06s
3	PIERRE WHITBY	8	11.7m	14.1m (0)	13.1m (0)	2:37.20	28.44s	29.16s
9	MEGA MACH	9	11.8m	22.3m (0)	17.3m (0)	2:37.20	28.16s	28.86s
12	ROBBIE EASTON	10	11.9m	18.1m (1)	17.4m (2)	2:37.21	28.46s	28.87s
7	EYE BETTER	11	15.4m	22.0m (1)	21.8m (1)	2:37.48	28.50s	28.82s
8	SUGAR APPLE	12	15.6m	18.4m (0)	17.0m (1)	2:37.49	28.42s	29.17s


## Finish Position and metres gained

First Arrow shows distance gain/loss from 2nd Qtr to 3rd Qtr, Second Arrow shows distance gain/loss from 3rd Qtr to Finish  
Blue arrow indicates best gain in these quarters.



800

Visual positions in race at 2nd Quarter



400

Visual positions in race at 3rd Quarter



Sectional Analysis Software  
Not just form | Free Trial



RISE Digital, Harness Racing Australia nor the provider accepts any responsibility for the completeness or accuracy of any of the information contained herein, and makes no representations about its suitability for any particular purpose. Users should make their own judgements about those matters and/or seek independent advice. You assume all risks associated with use of data provided on this page

www.facebook.com/PJHarnessRacing

# Gloucester Park Race 6 Distance 2130m

Tuesday, 1 October 2024

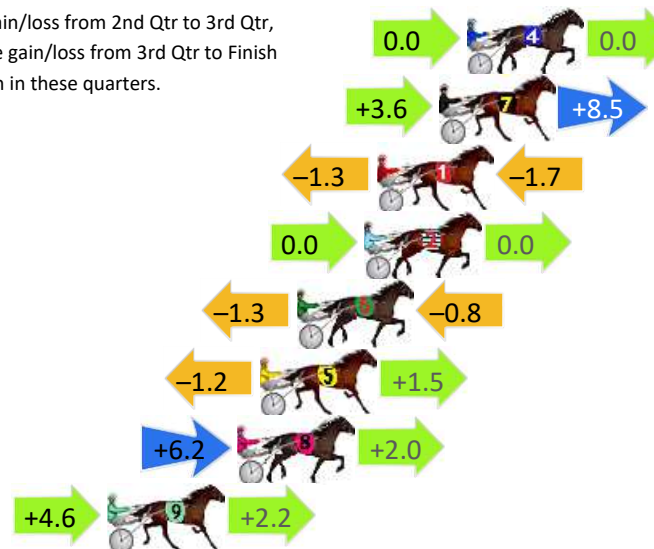
Gross Time: 2:36.60 MileRate: 1:58.30 LeadTime: 37.20s First Qtr: 30.90s Second Qtr: 29.30s Third Qtr: 29.20s Fourth Qtr: 30.00s

DATA TABLE: 800 / 400 Posi's are position from leader and (how wide the horse was at that position)

No	Horse	Plc	Mar	800 Posi	400 Posi	Time	3rd Qtr	4th Qt
4	CHAMBRAY	1	0.0m	0.0m (0)	0.0m (0)	2:36.60	29.20s	30.00s
7	AMERICAN MONARCH	2	1.1m	13.2m (0)	9.6m (2)	2:36.69	28.94s	29.38s
1	ROCKNROLL SLOY	3	3.6m	0.6m (1)	1.9m (1)	2:36.88	29.30s	30.14s
2	UNLUCKY	4	4.1m	4.1m (0)	4.1m (0)	2:36.92	29.20s	30.02s
6	ALFA PRINCESS	5	6.8m	4.7m (1)	6.0m (1)	2:37.13	29.30s	30.09s
5	SUNDANCER RAINBOW	6	8.3m	8.6m (0)	9.8m (1)	2:37.25	29.30s	29.93s
8	SHEHADI	7	9.2m	17.4m (0)	11.2m (0)	2:37.32	28.76s	29.90s
9	FOLLOW MY STRIDE	8	14.4m	21.2m (0)	16.6m (0)	2:37.73	28.88s	29.91s

## Finish Position and metres gained

First Arrow shows distance gain/loss from 2nd Qtr to 3rd Qtr, Second Arrow shows distance gain/loss from 3rd Qtr to Finish  
Blue arrow indicates best gain in these quarters.



800

Visual positions in race at 2nd Quarter



400

Visual positions in race at 3rd Quarter



Sectional Analysis Software  
Not just form | Free Trial



RISE Digital, Harness Racing Australia nor the provider accepts any responsibility for the completeness or accuracy of any of the information contained herein, and makes no representations about its suitability for any particular purpose. Users should make their own judgements about those matters and/or seek independent advice. You assume all risks associated with use of data provided on this page

[www.facebook.com/PJHarnessRacing](http://www.facebook.com/PJHarnessRacing)

# Gloucester Park Race 7 Distance 2130m

Tuesday, 1 October 2024




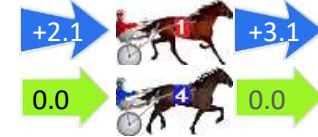
Gross Time: 2:35.60 MileRate: 1:57.50 LeadTime: 37.40s First Qtr: 31.90s Second Qtr: 28.80s Third Qtr: 28.10s Fourth Qtr: 29.40s

DATA TABLE: 800 / 400 Posi's are position from leader and (how wide the horse was at that position)

No	Horse	Plc	Mar	800 Posi	400 Posi	Time	3rd Qtr	4th Qt
1	KINKY	1	0.0m	5.2m (0)	3.1m (1)	2:35.60	27.96s	29.18s
4	WICKED LOVER	1	0.0m	0.0m (0)	0.0m (0)	2:35.60	28.10s	29.40s
8	RUJA	3	29.5m	9.2m (1)	11.0m (1)	2:37.87	28.24s	30.89s
7	HEAD OFFICE	4	54.4m	16.0m (0)	27.7m (0)	2:39.79	28.96s	31.61s
5	MARGIMAC	5	54.6m	22.9m (0)	31.9m (1)	2:39.81	28.78s	31.33s
3	MY SALINA	6	58.9m	18.3m (1)	36.1m (0)	2:40.14	29.40s	31.36s
2	MISS MARCOPOLO	7	65.0m	11.5m (0)	18.8m (0)	2:40.61	28.64s	33.07s
9	POPPYS LAST DANCE	8	67.8m	38.4m (0)	45.1m (0)	2:40.83	28.64s	31.41s

## Finish Position and metres gained

First Arrow shows distance gain/loss from 2nd Qtr to 3rd Qtr, Second Arrow shows distance gain/loss from 3rd Qtr to Finish Blue arrow indicates best gain in these quarters.



# Gloucester Park Race 8 Distance 2130m

Tuesday, 1 October 2024

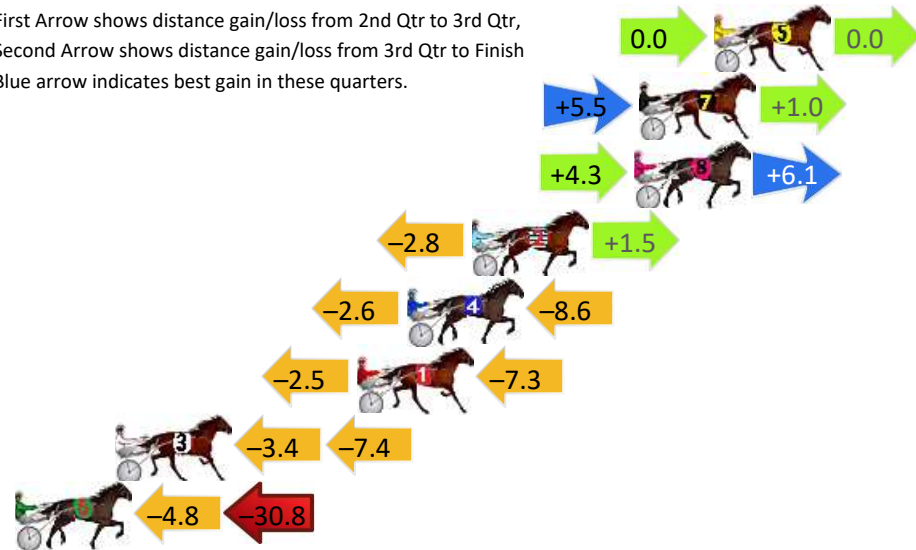
Gross Time: 2:36.60 MileRate: 1:58.30 LeadTime: 37.40s First Qtr: 31.20s Second Qtr: 30.70s Third Qtr: 28.70s Fourth Qtr: 28.60s

DATA TABLE: 800 / 400 Posi's are position from leader and (how wide the horse was at that position)

No	Horse	Plc	Mar	800 Posi	400 Posi	Time	3rd Qtr	4th Qt
5	BLACKROCK	1	0.0m	0.0m (0)	0.0m (0)	2:36.60	28.70s	28.60s
7	GREVIS	2	3.0m	9.5m (1)	4.0m (2)	2:36.83	28.30s	28.54s
8	CHACO EAGLE	3	3.2m	13.6m (1)	9.3m (2)	2:36.84	28.39s	28.18s
2	STRIKE MASTER	4	9.7m	8.4m (0)	11.2m (0)	2:37.33	28.90s	28.53s
4	ITS JUSTA SHOTAWAY	5	12.3m	1.1m (1)	3.7m (1)	2:37.52	28.88s	29.26s
1	KARAOKE STAR	6	14.3m	4.5m (0)	7.0m (0)	2:37.67	28.88s	29.17s
3	TRUNKEY CARRAWA	7	24.0m	13.2m (0)	16.6m (0)	2:38.40	28.94s	29.22s
6	JAMIE KIM	8	40.9m	5.3m (1)	10.1m (1)	2:39.67	29.04s	30.95s

## Finish Position and metres gained

First Arrow shows distance gain/loss from 2nd Qtr to 3rd Qtr, Second Arrow shows distance gain/loss from 3rd Qtr to Finish  
Blue arrow indicates best gain in these quarters.



800

Visual positions in race at 2nd Quarter



400

Visual positions in race at 3rd Quarter



# Gloucester Park Race 9 Distance 2536m

Tuesday, 1 October 2024



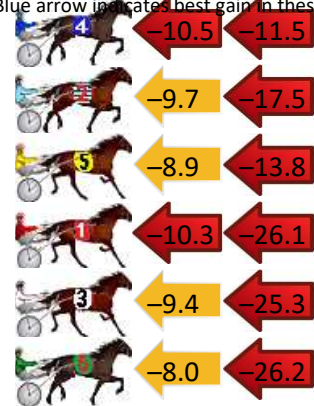
Gross Time: 3:13.80 MileRate: 2:03.00 LeadTime: 71.00s First Qtr: 31.70s Second Qtr: 30.70s Third Qtr: 29.70s Fourth Qtr: 30.70s

DATA TABLE: 800 / 400 Posi's are position from leader and (how wide the horse was at that position)

No	Horse	Plc	Mar	800 Posi	400 Posi	Time	3rd Qtr	4th Qt
7	PATCHED	1	0.0m	0.0m (0)	0.0m (0)	3:13.80	29.70s	30.70s
4	BEEFOUR BACARDI	2	32.0m	10.0m (0)	20.5m (0)	3:16.37	30.50s	31.73s
2	SKY EAGLE	3	34.0m	6.8m (1)	16.5m (1)	3:16.53	30.44s	32.19s
5	MRIYA DREAM	4	37.6m	14.9m (0)	23.8m (1)	3:16.82	30.39s	31.93s
1	ABUNDANCE	5	41.8m	5.4m (0)	15.7m (0)	3:17.16	30.48s	32.88s
3	ELISH STAR	6	45.5m	10.8m (1)	20.2m (2)	3:17.45	30.42s	32.84s
6	TAIMATE ANGUS	7	49.1m	14.9m (1)	22.9m (3)	3:17.74	30.32s	32.92s

## Finish Position and metres gained

First Arrow shows distance gain/loss from 2nd Qtr to 3rd Qtr,  
Second Arrow shows distance gain/loss from 3rd Qtr to Finish  
Blue arrow indicates best gain in these quarters.



# Gloucester Park Race 10 Distance 2130m

Tuesday, 1 October 2024

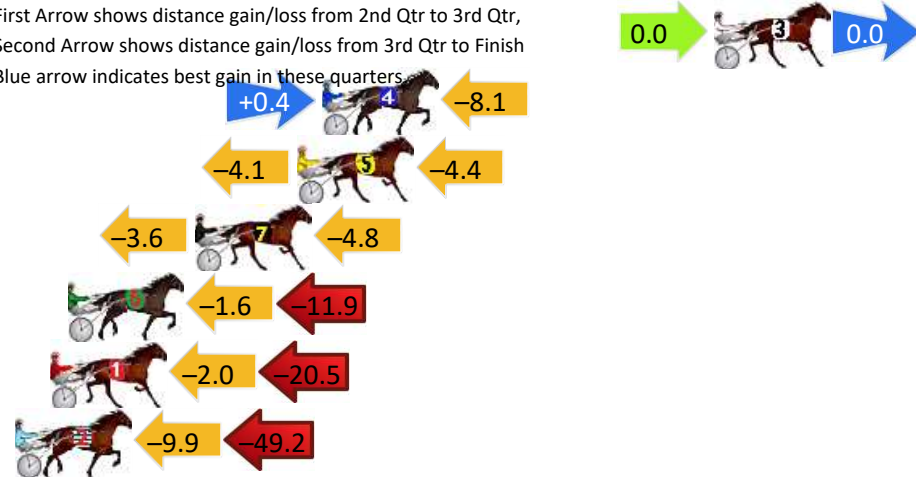
Gross Time: 2:37.00 MileRate: 1:58.60 LeadTime: 38.20s First Qtr: 30.60s Second Qtr: 30.50s Third Qtr: 29.30s Fourth Qtr: 28.40s

DATA TABLE: 800 / 400 Posi's are position from leader and (how wide the horse was at that position)

No	Horse	Plc	Mar	800 Posi	400 Posi	Time	3rd Qtr	4th Qt
3	GET THE BOOTH	1	0.0m	0.0m (0)	0.0m (0)	2:37.00	29.30s	28.40s
4	FOLLOW THE MILKYWAY	2	15.7m	8.0m (0)	7.6m (1)	2:38.17	29.26s	29.03s
5	FOLLOW THE ARK	3	16.7m	8.2m (1)	12.3m (1)	2:38.25	29.58s	28.76s
7	BETTERTHAN SECRET	4	20.8m	12.4m (1)	16.0m (1)	2:38.55	29.55s	28.80s
6	IMMACHULATE	5	25.9m	12.4m (0)	14.0m (0)	2:38.93	29.40s	29.33s
1	CARMELA DOMENICA	6	26.6m	4.1m (0)	6.1m (0)	2:38.98	29.44s	29.94s
2	EE JAY WHY	7	63.2m	4.1m (1)	14.0m (2)	2:41.71	30.01s	32.11s

## Finish Position and metres gained

First Arrow shows distance gain/loss from 2nd Qtr to 3rd Qtr,  
Second Arrow shows distance gain/loss from 3rd Qtr to Finish  
Blue arrow indicates best gain in these quarters



8  
0  
0

Visual positions in race at 2nd Quarter



4  
0  
0

Visual positions in race at 3rd Quarter

