

Gloucester Park Race 1 Distance 2130m

Tuesday, 17 September 2024


Gross Time: 2:38.00 MileRate: 1:59.40 LeadTime: 40.20s First Qtr: 31.50s Second Qtr: 29.20s Third Qtr: 28.30s Fourth Qtr: 28.80s

DATA TABLE: 800 / 400 Posi's are position from leader and (how wide the horse was at that position)

No	Horse	Plc	Mar	800 Posi	400 Posi	Time	3rd Qtr	4th Qt
3	KEAYANG JIGSAW	1	0.0m	0.0m (0)	0.0m (0)	2:38.00	28.30s	28.80s
5	JAXON MORGAN	2	0.2m	0.0m (1)	1.4m (1)	2:38.02	28.40s	28.71s
6	YOUR GRACE	3	1.1m	8.3m (1)	10.2m (1)	2:38.08	28.44s	28.16s
1	SOUNDS TREACHEROUS	4	4.9m	4.3m (0)	5.4m (0)	2:38.37	28.38s	28.79s
4	THIS TIME JACKO	5	16.1m	4.6m (1)	6.5m (1)	2:39.22	28.44s	29.56s
7	KARAOKE STAR	6	18.6m	12.2m (1)	14.7m (1)	2:39.41	28.48s	29.16s
2	CARMELA DOMENICA	7	20.2m	8.5m (0)	11.8m (0)	2:39.53	28.54s	29.49s
8	ROCK THE BANK	8	24.1m	13.4m (0)	17.2m (0)	2:39.82	28.58s	29.40s
9	JACK MANNIX	9	32.2m	19.6m (0)	26.5m (0)	2:40.43	28.80s	29.35s

Finish Position and metres gained

First Arrow shows distance gain/loss from 2nd Qtr to 3rd Qtr, Second Arrow shows distance gain/loss from 3rd Qtr to Finish. Blue arrow indicates best gain in these quarters.



Visual positions in race at 2nd Quarter



Visual positions in race at 3rd Quarter



Gloucester Park Race 2 Distance 1730m

Tuesday, 17 September 2024


Gross Time: 2:04.70 MileRate: 1:56.00 LeadTime: 7.80s First Qtr: 30.10s Second Qtr: 28.90s Third Qtr: 28.70s Fourth Qtr: 29.20s

DATA TABLE: 800 / 400 Posi's are position from leader and (how wide the horse was at that position)

No	Horse	Plc	Mar	800 Posi	400 Posi	Time	3rd Qtr	4th Qt
4	MY SILVER SPOON	1	0.0m	0.0m (0)	0.0m (0)	2:04.70	28.70s	29.20s
1	INFINITE MERIT	2	10.9m	4.2m (0)	4.7m (0)	2:05.53	28.74s	29.69s
3	COPY OF PARIS	3	11.5m	10.4m (1)	8.4m (2)	2:05.58	28.56s	29.48s
2	OURFIRSTIMPRESSIO N	4	12.3m	14.0m (0)	13.3m (0)	2:05.64	28.66s	29.18s
11	OFF THE CHARTS	5	12.4m	2.0m (1)	1.7m (1)	2:05.65	28.68s	30.03s
10	MONEY TIME MADNESS	6	14.8m	8.7m (0)	9.2m (0)	2:05.83	28.74s	29.67s
7	KURIOUS BOY	7	15.3m	18.8m (1)	17.5m (1)	2:05.87	28.62s	29.11s
6	IDEAL INTEREST	8	16.3m	20.2m (0)	20.9m (0)	2:05.95	28.76s	28.95s
8	MANEA	9	18.2m	14.6m (1)	13.4m (1)	2:06.09	28.62s	29.63s
5	ROCKIN LE MONDE	10	26.1m	5.9m (1)	6.4m (1)	2:06.70	28.74s	30.74s

Finish Position and metres gained

First Arrow shows distance gain/loss from 2nd Qtr to 3rd Qtr,
Second Arrow shows distance gain/loss from 3rd Qtr to Finish
Blue arrow indicates best gain in these quarters.



800

Visual positions in race at 2nd Quarter



400

Visual positions in race at 3rd Quarter



Gloucester Park Race 3 Distance 2130m

Tuesday, 17 September 2024



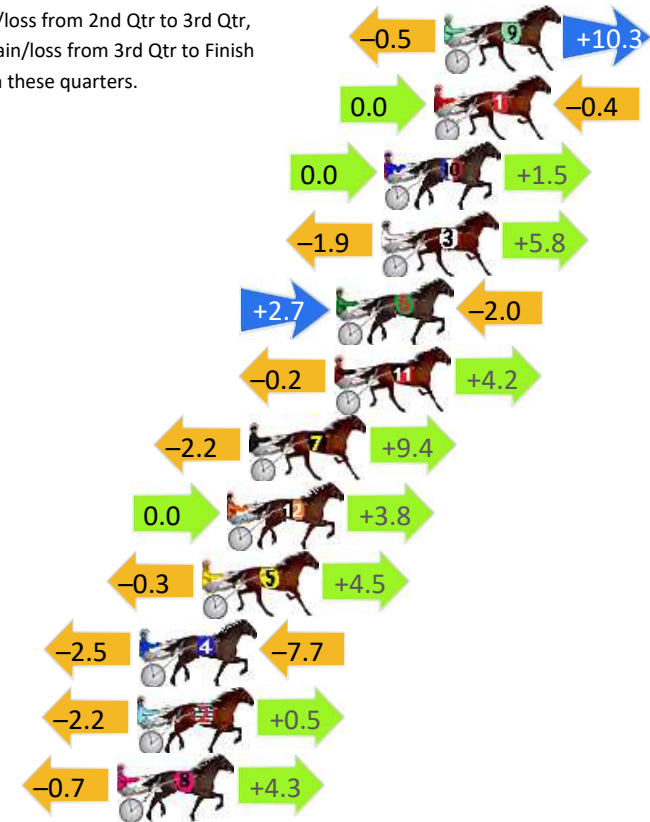
Gross Time: 2:37.10 MileRate: 1:58.70 LeadTime: 37.10s First Qtr: 31.00s Second Qtr: 30.80s Third Qtr: 28.90s Fourth Qtr: 29.30s

DATA TABLE: 800 / 400 Posi's are position from leader and (how wide the horse was at that position)

No	Horse	Plc	Mar	800 Posi	400 Posi	Time	3rd Qtr	4th Qt
9	FLEUR DU MAQUIS	1	0.0m	9.8m (2)	10.3m (2)	2:37.10	28.94s	28.56s
1	PELIGROSO	2	0.4m	0.0m (0)	0.0m (0)	2:37.13	28.90s	29.33s
10	CLASSIC CHOICE	3	2.4m	3.9m (0)	3.9m (0)	2:37.28	28.90s	29.20s
3	THOMSON BAY	4	2.5m	6.4m (1)	8.3m (1)	2:37.29	29.04s	28.89s
6	BENJI	5	4.3m	5.0m (2)	2.3m (2)	2:37.43	28.70s	29.47s
11	SOHO GIGOLO	6	4.4m	8.4m (0)	8.6m (0)	2:37.44	28.92s	29.02s
7	SUGAR APPLE	7	7.8m	15.0m (1)	17.2m (1)	2:37.70	29.06s	28.66s
12	ALFA PRINCE	8	8.7m	12.5m (0)	12.5m (0)	2:37.77	28.90s	29.07s
5	GEE SMITH	9	9.7m	13.9m (2)	14.2m (2)	2:37.85	28.92s	29.02s
4	STRAUNY	10	12.2m	2.0m (1)	4.5m (1)	2:38.04	29.08s	29.92s
2	UNDER THE ALTA	11	12.3m	10.6m (1)	12.8m (1)	2:38.05	29.06s	29.32s
8	TUX AND TAILS	12	13.1m	16.7m (0)	17.4m (0)	2:38.11	28.96s	29.05s

Finish Position and metres gained

First Arrow shows distance gain/loss from 2nd Qtr to 3rd Qtr, Second Arrow shows distance gain/loss from 3rd Qtr to Finish. Blue arrow indicates best gain in these quarters.



Gloucester Park Race 4 Distance 2130m

Tuesday, 17 September 2024

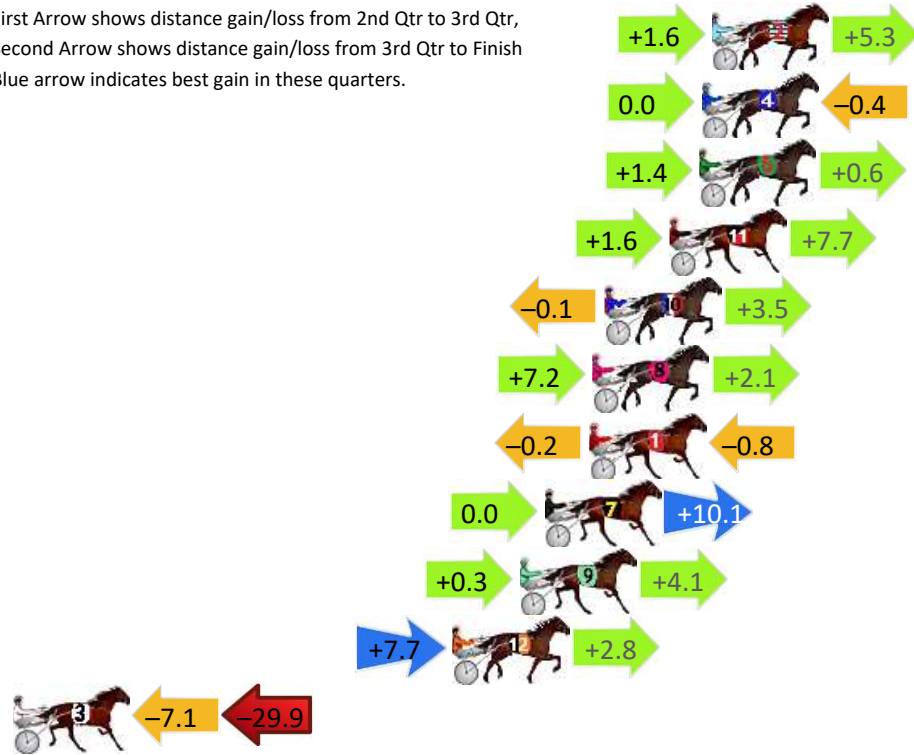
Gross Time: 2:37.40 MileRate: 1:58.90 LeadTime: 37.20s First Qtr: 31.30s Second Qtr: 30.30s Third Qtr: 29.20s Fourth Qtr: 29.40s

DATA TABLE: 800 / 400 Posi's are position from leader and (how wide the horse was at that position)

No	Horse	Plc	Mar	800 Posi	400 Posi	Time	3rd Qtr	4th Qt
2	SIR BELVEDERE	1	0.0m	6.9m (1)	5.3m (1)	2:37.40	29.08s	29.02s
4	MAJOR OVERS	2	0.4m	0.0m (0)	0.0m (0)	2:37.43	29.20s	29.43s
6	FRANKIE J HOLDEN	3	0.5m	2.5m (1)	1.1m (1)	2:37.44	29.10s	29.36s
11	FIREPLAY	4	1.7m	11.0m (1)	9.4m (1)	2:37.53	29.08s	28.85s
10	MAJOR MANHATTAN	5	4.3m	7.7m (0)	7.8m (0)	2:37.73	29.21s	29.16s
8	RODASI	6	4.8m	14.1m (2)	6.9m (2)	2:37.77	28.68s	29.27s
1	STELLA MAJOR	7	4.9m	3.9m (0)	4.1m (0)	2:37.78	29.22s	29.48s
7	FIORD	8	6.7m	16.8m (0)	16.8m (0)	2:37.92	29.20s	28.70s
9	BALTIC ACE	9	7.7m	12.1m (0)	11.8m (0)	2:37.99	29.18s	29.13s
12	MAKE IT QUICK	10	10.4m	20.9m (1)	13.2m (1)	2:38.20	28.64s	29.24s
3	ZUEDE	11	57.9m	20.9m (0)	28.0m (0)	2:41.86	29.72s	31.82s

Finish Position and metres gained

First Arrow shows distance gain/loss from 2nd Qtr to 3rd Qtr, Second Arrow shows distance gain/loss from 3rd Qtr to Finish
Blue arrow indicates best gain in these quarters.



800

Visual positions in race at 2nd Quarter



400

Visual positions in race at 3rd Quarter



Sectional Analysis Software
Not just form | Free Trial



RISE Digital, Harness Racing Australia nor the provider accepts any responsibility for the completeness or accuracy of any of the information contained herein, and makes no representations about its suitability for any particular purpose. Users should make their own judgements about those matters and/or seek independent advice. You assume all risks associated with use of data provided on this page

www.facebook.com/PJHarnessRacing

Gloucester Park Race 5 Distance 2130m

Tuesday, 17 September 2024


Gross Time: 2:39.90 MileRate: 2:00.80 LeadTime: 38.90s First Qtr: 32.80s Second Qtr: 30.60s Third Qtr: 28.80s Fourth Qtr: 28.80s

DATA TABLE: 800 / 400 Posi's are position from leader and (how wide the horse was at that position)

No	Horse	Plc	Mar	800 Posi	400 Posi	Time	3rd Qtr	4th Qt
12	SONIC CHIP	1	0.0m	5.3m (1)	5.4m (2)	2:39.90	28.80s	28.42s
10	ISLAND TEE REX	2	1.7m	4.2m (0)	4.8m (0)	2:40.03	28.84s	28.59s
1	IL BANDITO	3	3.0m	0.0m (0)	0.0m (0)	2:40.13	28.80s	29.03s
8	ALFREDI	4	7.8m	9.4m (1)	8.4m (3)	2:40.49	28.73s	28.79s
11	LETS ROCK TONIGHT	5	12.3m	8.4m (0)	9.2m (0)	2:40.83	28.86s	29.07s
4	SUNDANCER RAINBOW	6	13.6m	13.7m (1)	10.4m (1)	2:40.93	28.56s	29.08s
3	JILLIBY JAKE	7	14.6m	21.2m (0)	14.8m (1)	2:41.00	28.34s	28.84s
5	ONE FOR DAVE ANDME	8	15.0m	17.6m (1)	10.4m (4)	2:41.03	28.29s	29.19s
6	CRACKA TINNY	9	18.9m	12.6m (0)	13.4m (0)	2:41.33	28.86s	29.27s
7	THE BATMOBILE	10	22.0m	17.3m (0)	17.3m (0)	2:41.56	28.80s	29.22s
9	BEALAWYER	11	22.2m	22.1m (1)	16.8m (2)	2:41.58	28.42s	29.27s
2	CHERRY ON THE CAKE	12	24.8m	1.3m (1)	2.0m (1)	2:41.77	28.85s	30.53s

Finish Position and metres gained

First Arrow shows distance gain/loss from 2nd Qtr to 3rd Qtr, Second Arrow shows distance gain/loss from 3rd Qtr to Finish. Blue arrow indicates best gain in these quarters.



800

Visual positions in race at 2nd Quarter



400

Visual positions in race at 3rd Quarter



Sectional Analysis Software

Not just form | Free Trial

www.facebook.com/PJHarnessRacing



RISE Digital, Harness Racing Australia nor the provider accepts any responsibility for the completeness or accuracy of any of the information contained herein, and makes no representations about its suitability for any particular purpose. Users should make their own judgements about those matters and/or seek independent advice. You assume all risks associated with use of data provided on this page

Gloucester Park Race 6 Distance 2130m


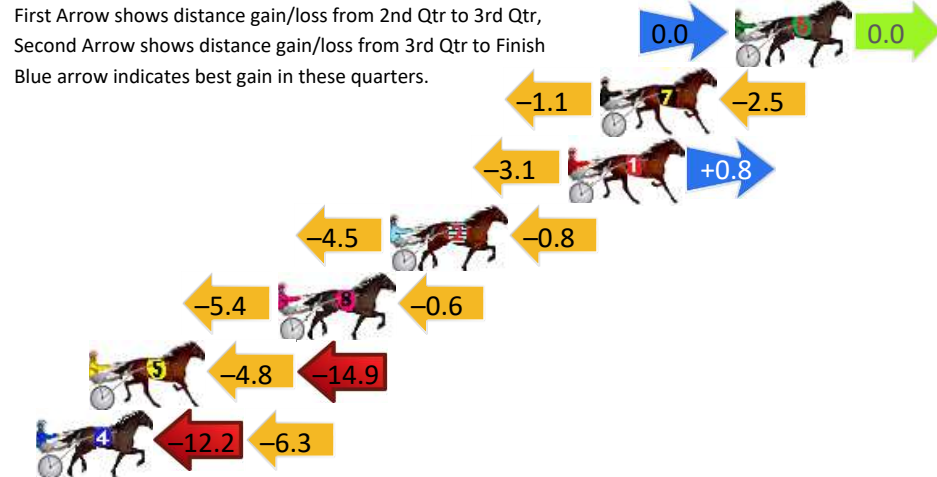
Tuesday, 17 September 2024

Gross Time: 2:36.70 MileRate: 1:58.40 LeadTime: 39.10s First Qtr: 32.10s Second Qtr: 29.80s Third Qtr: 27.40s Fourth Qtr: 28.30s

DATA TABLE: 800 / 400 Posi's are position from leader and (how wide the horse was at that position)

No	Horse	Plc	Mar	800 Posi	400 Posi	Time	3rd Qtr	4th Qt
6	MY WATCHLIST	1	0.0m	0.0m (0)	0.0m (0)	2:36.70	27.40s	28.30s
7	TUALOU	2	5.4m	1.8m (1)	2.9m (1)	2:37.10	27.48s	28.50s
1	ITS JUSTA SHOTAWAY	3	6.7m	4.4m (0)	7.5m (0)	2:37.20	27.62s	28.28s
2	JAMIE KIM	4	13.8m	8.5m (0)	13.0m (0)	2:37.73	27.72s	28.43s
8	ADMIRAL DARCY	5	18.3m	12.3m (1)	17.7m (1)	2:38.06	27.78s	28.44s
5	STRIKE MASTER	6	25.9m	6.2m (1)	11.0m (1)	2:38.63	27.74s	29.46s
4	IM ROCKIN ROD	7	32.3m	13.8m (0)	26.0m (0)	2:39.10	28.26s	28.90s

Finish Position and metres gained



Gloucester Park Race 7 Distance 2130m

Tuesday, 17 September 2024

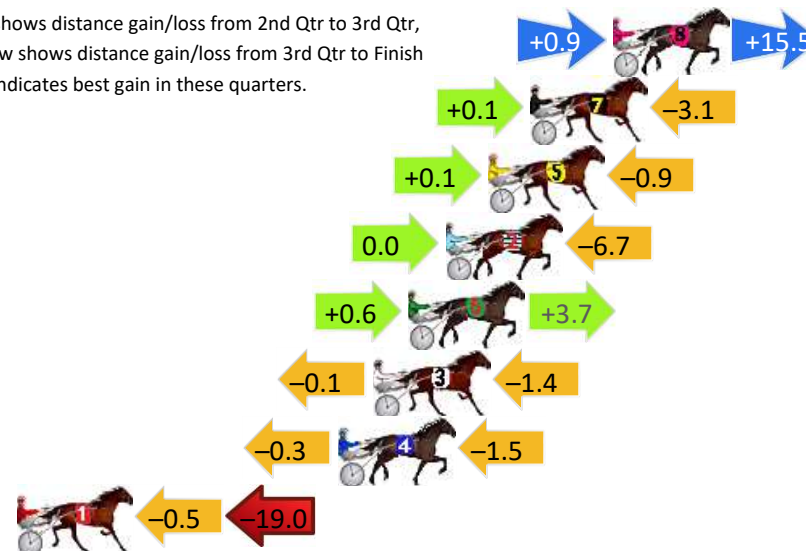
Gross Time: 2:34.80 MileRate: 1:57.00 LeadTime: 36.20s First Qtr: 30.30s Second Qtr: 29.20s Third Qtr: 29.00s Fourth Qtr: 30.10s

DATA TABLE: 800 / 400 Posi's are position from leader and (how wide the horse was at that position)

NoHorse	Plc	Mar	800 Posi	400 Posi	Time	3rd Qtr	4th Qt
8 REBLINE	1	0.0m	16.4m (0)	15.5m (0)	2:34.80	28.96s	28.96s
7 MAKE YOUR MARK	2	3.3m	0.3m (1)	0.2m (1)	2:35.06	28.99s	30.35s
5 DAME VALOUR	3	5.0m	4.2m (1)	4.1m (1)	2:35.19	29.00s	30.19s
2 UNLUCKY	4	6.7m	0.0m (0)	0.0m (0)	2:35.33	29.00s	30.63s
6 EVE CROCKER	5	8.2m	12.5m (1)	11.9m (1)	2:35.45	28.97s	29.87s
3 CAPTAINS BEACHBABE	6	9.6m	8.1m (1)	8.2m (1)	2:35.56	29.02s	30.25s
4 JADES FORTUNE	7	11.0m	9.2m (0)	9.5m (0)	2:35.67	29.04s	30.27s
1 SPORTING GRACE	8	23.9m	4.4m (0)	4.9m (0)	2:36.68	29.04s	31.62s

Finish Position and metres gained

First Arrow shows distance gain/loss from 2nd Qtr to 3rd Qtr,
Second Arrow shows distance gain/loss from 3rd Qtr to Finish
Blue arrow indicates best gain in these quarters.



800

Visual positions in race at 2nd Quarter



400

Visual positions in race at 3rd Quarter

Gloucester Park Race 8 Distance 2130m

Tuesday, 17 September 2024

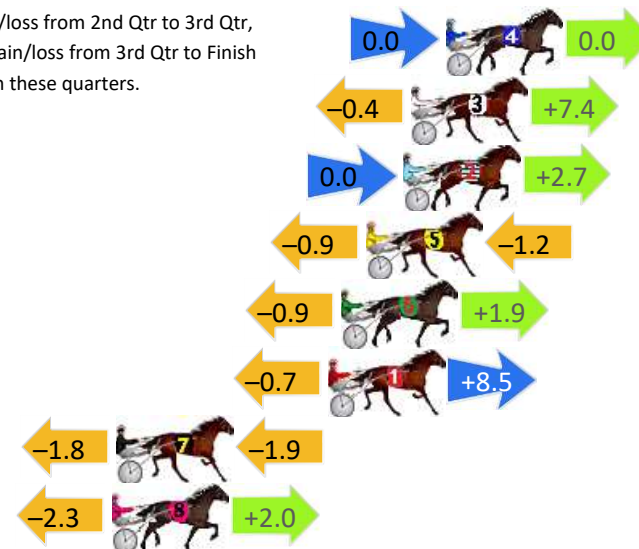
Gross Time: 2:39.10 MileRate: 2:00.20 LeadTime: 39.00s First Qtr: 31.60s Second Qtr: 30.00s Third Qtr: 29.60s Fourth Qtr: 28.90s

DATA TABLE: 800 / 400 Posi's are position from leader and (how wide the horse was at that position)

NoHorse	Plc	Mar	800 Posi	400 Posi	Time	3rd Qtr	4th Qt
4 POCKETFUL OF OPALS	1	0.0m	0.0m (0)	0.0m (0)	2:39.10	29.60s	28.90s
3 ELLIEGOZOOM	2	1.4m	8.4m (0)	8.8m (0)	2:39.21	29.62s	28.37s
2 ALFA PRINCESS	3	1.7m	4.4m (0)	4.4m (0)	2:39.23	29.60s	28.71s
5 ROCKNROLL SLOY	4	3.2m	1.1m (1)	2.0m (1)	2:39.34	29.66s	29.00s
6 ROCKIN THE TREND	5	4.2m	5.2m (1)	6.1m (1)	2:39.42	29.66s	28.78s
1 SHES A MARE	6	4.7m	12.5m (0)	13.2m (0)	2:39.46	29.64s	28.30s
7 FOLLOW MY STRIDE	7	13.2m	9.5m (1)	11.3m (1)	2:40.10	29.72s	29.08s
8 SISTER ACT	8	13.4m	13.1m (1)	15.4m (1)	2:40.12	29.76s	28.79s

Finish Position and metres gained

First Arrow shows distance gain/loss from 2nd Qtr to 3rd Qtr, Second Arrow shows distance gain/loss from 3rd Qtr to Finish
Blue arrow indicates best gain in these quarters.



800

Visual positions in race at 2nd Quarter



400

Visual positions in race at 3rd Quarter



Gloucester Park Race 9 Distance 1730m

Tuesday, 17 September 2024


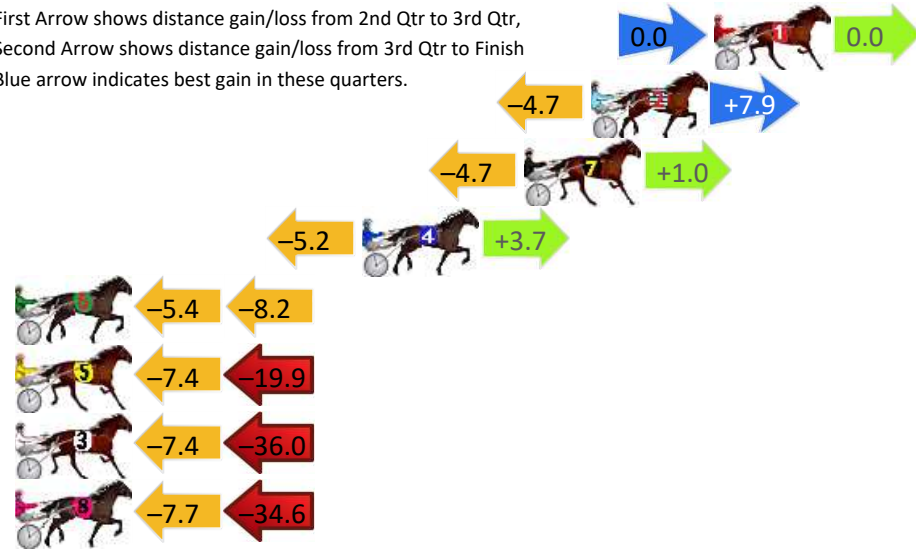
Gross Time: 2:06.50 MileRate: 1:57.70 LeadTime: 7.90s First Qtr: 30.10s Second Qtr: 30.50s Third Qtr: 28.70s Fourth Qtr: 29.30s

DATA TABLE: 800 / 400 Posi's are position from leader and (how wide the horse was at that position)

No	Horse	Plc	Mar	800 Posi	400 Posi	Time	3rd Qtr	4th Qt
1	JAXS IDEAL	1	0.0m	0.0m (0)	0.0m (0)	2:06.50	28.70s	29.30s
2	MISS VINCENZA	2	4.9m	8.1m (0)	12.8m (0)	2:06.88	29.04s	28.76s
7	CASSINI BELLE	3	7.6m	3.9m (0)	8.6m (0)	2:07.08	29.04s	29.26s
4	MY SALINA	4	14.1m	12.6m (0)	17.8m (0)	2:07.58	29.08s	29.10s
6	BONPOPPY	5	31.0m	17.4m (0)	22.8m (0)	2:08.88	29.10s	30.04s
5	SHECANPLAY	6	39.4m	12.1m (1)	19.5m (1)	2:09.53	29.24s	30.93s
3	MISS MARCOPOLO	7	51.0m	7.6m (1)	15.0m (1)	2:10.42	29.24s	32.14s
8	WATCHING LIPPY	8	102.6m	60.3m (0)	68.0m (0)	2:14.38	29.30s	32.28s

Finish Position and metres gained

First Arrow shows distance gain/loss from 2nd Qtr to 3rd Qtr, Second Arrow shows distance gain/loss from 3rd Qtr to Finish
Blue arrow indicates best gain in these quarters.



Gloucester Park Race 10 Distance 2503m

Tuesday, 17 September 2024

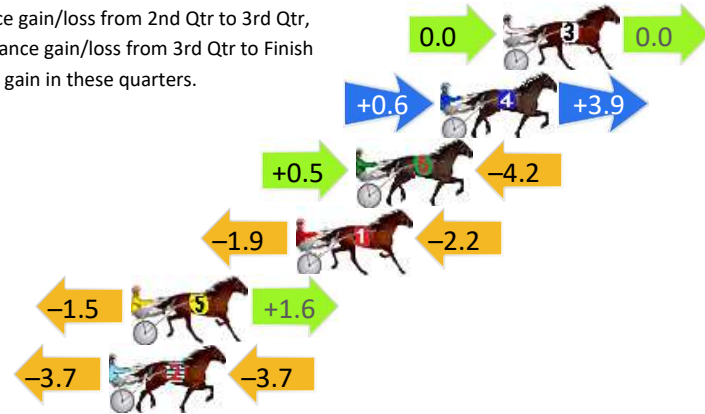
Gross Time: 3:18.00 MileRate: 2:06.30 LeadTime: 74.60s First Qtr: 33.10s Second Qtr: 31.70s Third Qtr: 28.90s Fourth Qtr: 29.70s

DATA TABLE: 800 / 400 Posi's are position from leader and (how wide the horse was at that position)

NoHorse	Plc	Mar	800 Posi	400 Posi	Time	3rd Qtr	4th Qt
3 UPTOWN LAD	1	0.0m	0.0m (0)	0.0m (0)	3:18.00	28.90s	29.70s
4 NICKYS SON	2	2.5m	7.0m (1)	6.4m (1)	3:18.19	28.86s	29.43s
6 PATCHED	3	5.9m	2.2m (1)	1.7m (1)	3:18.46	28.86s	30.04s
1 BONNIE RAE	4	8.3m	4.2m (0)	6.1m (0)	3:18.65	29.04s	29.91s
5 LINE THE STARZZZ	5	14.9m	15.0m (0)	16.5m (1)	3:19.16	29.02s	29.66s
2 SKY EAGLE	6	15.8m	8.4m (0)	12.1m (0)	3:19.23	29.18s	30.05s

Finish Position and metres gained

First Arrow shows distance gain/loss from 2nd Qtr to 3rd Qtr, Second Arrow shows distance gain/loss from 3rd Qtr to Finish
Blue arrow indicates best gain in these quarters.



800

Visual positions in race at 2nd Quarter



400

Visual positions in race at 3rd Quarter

